

WHO MAKES THE NEWS?



Global Media
Monitoring
Project **2010**



Foreword by Margaret Gallagher

WHO MAKES THE NEWS?



GMMP REPORT

September 2010 | Global Media Monitoring Project 2010

Research compiled by Sarah Macharia, Dermot O'Connor and Lilian Ndamam

Foreword: Margaret Gallagher

Special commentaries: Amie Joof-Cole, Mindy Ran and Nidya Pesántez-Calle. See Annex 6 for biographies

Data collection: Teams of volunteer media monitors – grassroots communication groups, university researchers, students and media professionals – in 108 countries worldwide See Annex 4.

Database development, data collation, data management and tables: Media Monitoring Africa

Fourth GMMP research methodology refinement: Gender Links and an international virtual working group. See Annex 5.

Acknowledgements

Joanne Sandler, Deputy Executive Director (UNIFEM) and Jennifer Cooper, Programme Communications Specialist (UNIFEM)
WACC Director of Programmes Lavinia Mohr and staff including Gisèle Langendries, Chloe Shantz-Hilkes and Laura Knox
WACC regional associations, members and partners
GMMP coordinators and volunteer monitors in 108 countries worldwide

Financial support

United Nations Development Fund for Women (UNIFEM), Women's World Day of Prayer (WWDP) - German Committee, Stichting Rotterdam (The Netherlands), Anonymous donor (The Netherlands) and Bread for All (Switzerland).

The Global Media Monitoring Project is coordinated by the World Association for Christian Communication (WACC), a global network of communicators that promotes communication for social change.

WACC has offices in London, U.K. and Toronto, Canada.

www.waccglobal.org
www.whomakesthenews.org

Published by the World Association for Christian Communication (WACC).
September, 2010.

Cover photo by Chiapas Media Project, Mexico
Design by Brad Collicott



2.5 deed. Noncommercial. You may not use this work for commercial purposes.

No derivative works. You may not alter, transform or build upon this work.

For any use or distribution, you must make clear to others the license terms of this work.

Your fair use and other rights are in no way affected by the above.





GMMP Monitors, Trinidad and Tobago



GMMP Monitor, Jordan

Table of Contents

Foreword	iii
Preface	iv
Executive Summary	vii
Synopsis of findings	vii
In other news: gender and progress at the margins.	vii
Delivering the news	viii
News content	ix
Who makes the news in cyberspace?	x
Towards ethical reporting and gender balance:	
A trade union perspective	xi
A road map to accelerate progress in the portrayal and representation of women in the news	xi
1. A Day In The World's News	1
10 November 2009	1
Methodology	1
Participating Countries GMMP 2010	2
Scope	4
Topics in the news on monitoring day	4
2. In Other News: gender and progress at the margins	7
Occupation of news subjects.	10
Age of news subjects	12
Victims and survivors	15
Identity and family	16
Photographs	17
Summary of findings.	21
3. Delivering The News	22
Overview.	22
Presenting the news	22
Reporting the news	23
Special commentary by Amie Joof	25
Summary of findings.	27
4. News Content.	28
Women's centrality in the news	28
Gender (in)equality in the news	28
Gender stereotyping in the news	32
Gender, media and women's human rights	34
News and the formation of thinking	37
Special commentary by Nidya Pesántez C.	37
Summary of findings.	38
5. Who Makes The News In Cyberspace?	39
Introduction	39
Internet News Monitoring Methodology	40
The internet news agenda	40
News subjects in photographs and multimedia	41
Reporters in online news.	41
Stereotypes and marginality in online news.	41
Planning ahead	42
Summary of findings.	45

Table of Contents, continued

6. Case Studies	46
1. Blatant stereotyping	47
2. Subtle stereotyping	50
3. Gender-Blind Stories and Missed opportunities	52
4. Gender-aware Stories	53
7. Towards Ethical Reporting	55
“Sticky floors” and worse	55
Initiatives: Old and new	55
Revisiting the GMMP 2005 Action Plan	56
8. A Roadmap to Accelerate Progress in the Portrayal and Representation of Women in the News	57
Annex 1. Methodological Notes	59
Annex 2. Index of Tables and Charts	64
Annex 3. National Results	66
1. Sex of presenters, reporters and news subjects	66
2. News subjects in television, radio and newspapers	68
3. News subjects in major topic areas	71
4. News subjects in major occupational groups	74
5. Function of news subjects.	78
6. News subjects who are victims	84
7. News subjects mentioned by family status.	86
8. News subjects quoted in newspapers	88
9. News subjects appearing in newspaper photographs	90
10. Presenters and reporters in television, radio and newspapers	92
11. Reporters in major topic areas	96
12. Topics in stories where women are central to the news	100
13. Sex of reporter in stories with female and male news subjects	102
14. Stories that clearly challenge or reinforce stereotypes	104
15. Stories that highlight gender equality or inequality	106
Annex 4. Participating Countries, Regional and National Coordinators	108
Annex 5. Virtual working group members	110
Annex 6. Special Commentaries: Contributors’ Biographies	111



Foreword

'If, through an unequal distribution of narrative resources, the materials from which some people must build their account of themselves are not theirs to adapt or control, then this represents a deep denial of voice, a deep form of oppression'¹.

Since 1995 the Global Media Monitoring Project has been documenting the deep denial of women's voices in the world's news media. The project has its roots in one of the central and enduring preoccupations of the women's movement world-wide: the politics of representation. For decades, feminist scholars and activists have focused attention on the cultural dimensions of power, and the media's role in reproducing particular patterns of gender inequality. However, until the advent of the GMMP there was no comprehensive global overview capable of charting the *systematic* nature of women's exclusion in the news media. Perhaps one of the most startling results to emerge from the first study in 1995 was the homogeneity of the findings, not just across the three media (newspapers, television, radio), but across the 71 countries included. In no medium, region or news topic did the female-male ratio approach parity. Women's visibility in the news was extremely and uniformly low.

Every five years since then this overall pattern has been replicated in successive studies. Despite a very substantial expansion in the number of participating countries (reaching 108 in 2010), and the inclusion of a pilot sample of national and international internet news sites, the fourth Global Media Monitoring Project confirms the general picture found 15 years earlier. This is not to say that the situation has been static. The headline figure for women's presence in the news reached 24% in 2010, up from 17% in 1995. But while the increase is heartening, the figure itself is a reminder that in the 'mirror of the world' depicted by the news media, the faces seen and the voices heard remain overwhelmingly those of men.

The reasons behind this exclusion of women's voices are many and complex.

When challenged, journalists frequently offer simple explanations: there was no time to find a woman, no woman could be persuaded to speak, no suitable female expert could be found, a story highlighting the gender dimensions of a particular news topic was deemed un-newsworthy by the editor, and so on. Responses like these cannot be dismissed as mere rationalisations. They are part of the reality of day-to-day news production. However, as often as not they are simply a surface expression of much more tangled gender-based evaluations and priorities. By implicitly defining 'people' or 'the public' as male, these fail to acknowledge the distinct economic and social positions of women and men, the gender relations that both determine and result from such positions, and the gender-specific priorities that arise from these positions and relations. In the news, the tendency to ignore women or – at best – to talk *about*, rather than *to* or *through* women, is thus deeply embedded in normative cultural practices, and therefore in newsgathering and general production routines. These practices and routines are extremely difficult, but not impossible, to change. The purpose of the GMMP, since its inception, has been to contribute to that change.

The GMMP is much more than a data collection exercise. By putting straightforward monitoring tools in the hands of activists as well as researchers, and developing media literacy and advocacy skills through the monitoring process, it aims to be genuinely transformational. A powerful symbolic statement is made when hundreds of groups around the world come together to monitor their media on the same day every five years. More than that, the GMMP is centrally concerned with media accountability. The regularity of the monitoring exercise gives advocates a formidable rationale for reminding media professionals and decision makers of policy commitments, obligations to their audiences, or statements of support for gender equality. However, it is immensely difficult to change either policy or practice.

Just as journalists often argue that attempts to redress gender imbalance in media content would amount to an abdication of their professional 'objectivity', decision makers commonly interpret advocacy for gender-sensitive policy as an assault on 'freedom' – of expression, the press, the media in general.

Yet neither rights nor freedoms are gender-neutral. Women's right to freedom of expression and information is severely limited by layers of structural, economic and cultural constraints. This is recognised in a 2010 declaration by the special rapporteurs on freedom of expression appointed by the United Nations, the Organization for Security and Cooperation in Europe (OSCE), the Organization of American States (OAS) and the African Commission on Human and Peoples' Rights (ACHPR). Among the key challenges they identify is 'discrimination in the enjoyment of the right to freedom of expression'. Women and other historically marginalized groups 'struggle to have their voices heard and to access information of relevance to them'. Under-representation, insufficient media coverage, and the prevalence of stereotypical information are all cited as obstacles to the equal enjoyment of freedom of expression².

Despite such signs of a shift in the traditional 'freedom of expression' discourse towards acknowledgement of rights-based conceptions of communication freedoms, the struggle for women's media and communication rights is still a formidable one. The debate it generates remains marginal to the platforms of many leading political and social movements. The Global Media Monitoring Project has played an inestimable part in keeping these issues alive on international, regional and local agendas. As the 2010 results demonstrate, it will be needed for many years to come.

Margaret Gallagher

1 Nick Couldry (2010). *Why Voice Matters: Culture and Politics After Neoliberalism*. London: Sage Publications, p. 9.

2 F. LaRue, M. Haraszti, C. Botero & F.P. Tlakula (2010). *Tenth Anniversary Joint Declaration: Ten Key Challenges to Freedom of Expression in the Next Decade*. <http://www.article19.org/pdfs/standards/tenth-anniversary-joint-declaration-ten-key-challenges-to-freedom-of-express.pdf>

Preface

The Global Media Monitoring Project (GMMP) is the world's most extensive and significant global research on gender in news media.

Fifteen years ago, the Beijing Declaration and Platform for Action (PFA) was unanimously adopted at the United Nations Fourth World Conference on Women. The Platform for Action provided a framework to "remov[e] all the obstacles to women's active participation in all spheres of public and private life through a full and equal share in economic, social, cultural and political decision-making."¹ The PFA underlined the importance of media to the advancement of women and in Section J called for increased participation, and access of women to expression and decision-making in and through the media; and new technologies of communication; and promotion of a balanced and non-stereotyped portrayal of women in the media. NGOs and media professional associations were encouraged to establish 'media watch groups that can monitor the media and consult with the media to ensure that women's needs and concerns are properly reflected.'²

The first GMMP was coordinated by the Canadian NGO Media Watch, a pioneer in 'media watching' with support from WACC and others. Erin Research Inc. Canada developed the methodology and designed the monitoring tools. The first monitoring day 18 January 1995 of radio, TV and newspapers in 71 countries led to the report *Global Media Monitoring: Women's Participation in the News*. The report was launched at the Women's NGO Forum in Beijing in September 1995. Five years on, WACC's Women's Programme coordinated the second GMMP with the participation of 70 countries and data analysis by Media Monitoring Project in South Africa. The third GMMP in 2005, also coordinated by WACC with data analysis by Media Monitoring Project, saw the participation of 76 countries. For the fourth GMMP, 108 countries successfully took part in the monitoring day.

Few participants in the first GMMP could have foreseen that it would go on to become the world's largest and longest longitudinal study on gender and media.

This achievement is due in no small part to the enthusiastic and committed voluntary participation of national and regional coordinators and thousands of monitors around the world over the last 15 years who have organized and carried out the monitoring. GMMP volunteers come from many backgrounds including grassroots groups, gender and communication civil society groups, journalist unions, media professional associations and universities.

Why the concern with news media?

What motivates so many people to do the unpaid monitoring of radio, television and newspapers? Why does it matter?

Despite the recent proliferation of social media in some regions, news media remain the major and most influential source of information, ideas and opinion for most people around the world. It is a key element of the public and private space in which people, nations and societies live. A nation or society that does not fully know itself cannot respond to its citizens' aspirations. Who and what appears in the news and how people and events are portrayed matters. Who is left out and what is not covered are equally important. The first GMMP, and as will be seen, the fourth GMMP reveal that the world reported in the news is mostly male. In many countries, the cultural underpinnings of gender inequality and discrimination against women are reinforced through the media. Journalism and the media face many challenges in a rapidly changing world where new and traditional media are converging with unpredictable consequences. High ethical and professional standards and editorial policies founded on enlightened self-interest will certainly be among the factors that determine the future of the journalistic profession and the traditional news media. The future of professional journalism is also linked to the search for quality journalism. Jim Boumelha, the President of the International Federation of Journalists (IFJ) has stated, "The act of journalism as a public good will not survive on any platform without commitment to ethics and values."³ Media decision makers

and media owners have much to gain by reaching out to potential new audiences that, in many parts of the world, are composed of women who are presently underserved.

"Fair gender portrayal is a professional and ethical aspiration, similar to respect for accuracy, fairness and honesty."

Aidan White, General Secretary of the International Federation of Journalists in *Getting the Balance right: Gender Equality in Journalism*. IFJ. 2009

Bringing media accountability into the struggle for gender equality was the original impetus for the GMMP. The project is also guided by the commitment to ensure comparable and accurate results from data collected by many researchers in different contexts.

A tool for change

The abysmal rate of change revealed through the third GMMP provided the impetus for more and better advocacy for gender-fair news media. The GMMP then helped to build the capacity of civil society groups to interface with their news media as well as lobby for gender-fair media and communication policies.⁴ The ensuing years witnessed a groundswell of interest in and concern for the gender dimensions of news media. The GMMP methodology became a template for gender-focussed media monitoring across the world, and was also adapted in monitoring reportage on topical themes from a gender perspective. Some training for media practitioners has incorporated the GMMP results, underscoring the urgent need to shift towards more gender-balanced and gender-just journalism.

Over the past five years, the GMMP has generated momentum and energy for change. Civil society organisations stepped up efforts in media literacy training from a gender perspective. For example, Grupo de Apoyo al Movimiento de Mujeres del Azuay (GAMMA) has institutionalised citizen media monitoring with the participation of the local government in Cuenca, Ecuador. On the other side of the

world, Asmita Women's Publishing House, Media and Resource Organisation has consistently trained grassroots women in several districts in Nepal to actively engage with local media on gender-biased or imbalanced reporting.

Previous GMMP reports have found many diverse users. These include multi-lateral agencies such as the United Nations Development Program, whose 2005 Arab Human Development Report underscored the importance of media for women's rights, critical for human development in Arab countries, and the United Nations Educational, Scientific and Cultural Organization (UNESCO) in their 2008 publication *Media Development Indicators: a framework for assessing media development* (now available in six languages). Many media development agencies, media training centres, media professional associations, international and local women's human rights and equality organizations, and even broadcasting regulatory authorities have used the 2005 GMMP *Who Makes the News* report.

"We hope that what we are going to say about the representation of gender in the media will be taken seriously by media managers".

– Abebech Wolde, Ethiopian Media Women's Association and GMMP Coordinator for Ethiopia

Media practitioners are contributing to change. In 2008, the IFJ launched The Ethical Journalism Initiative, a global campaign of programmes and activities to support and strengthen quality in journalism.⁵ In the past decade, the IFJ has proactively encouraged unions of journalists and media organisations to take gender equality seriously within newsrooms, journalists unions and journalistic practice.⁶ In 2009 the Inter Press Service (IPS) Support Group Meeting in Rome analysed the role of media in covering issues related to the Millennium Development Goal 3 to 'Promote gender equality and empower women'. Gender equality through media is a priority in IPS' current programme through which the agency aims to increase the independent coverage of stories related to gender equality.⁷

The 2010 GMMP

The decision to carry out a fourth GMMP was made in response to the urging of groups from around the world. Some had taken part in earlier GMMPs and stated the need for updated evidence to bring about change. Others were from groups in countries that had not previously participated in the GMMP and who needed reliable evidence specific to their country. These calls to carry out a fourth GMMP were complemented by the wide interest demonstrated by the extensive use of the GMMP findings by international, national and local organizations and agencies beyond the GMMP network, including some who requested updated evidence to support their work.

The fourth GMMP has seen an explosion in participation. This report includes 43 countries that did not take part in the previous GMMP. Participation has significantly expanded in Africa – especially French speaking countries. Participation also increased in Asia, the Caribbean, Europe, the Middle East and North Africa, and the Pacific. The expansion of the GMMP in Arab speaking countries is particularly noteworthy.

In the preface to the 2005 GMMP report, Anna Turley, past coordinator of WACC's Women's Programme, wrote, "If [small] gains spring from an awareness that current representation of gender in the news is something to be questioned, rather than taken for granted, they have the potential to be transformative. . . While this will not happen overnight, GMMP brings us one step closer to such a transformation."

"The GMMP is democracy in action ... it highlights how people all over the world are passionate about the media, about gender equality and critically, they are passionate about being agents of change."

William Bird, Media Monitoring Africa, South Africa

The 2010 GMMP results show that there is still a long way to go. Change is occurring and even gaining speed in some important areas, while in others progress remains slow or has even been eroded. Yet in each dimension of news measured by the GMMP, instances of exemplary journalism do exist. These instances, often isolated though they may be, show how gender-balanced, gender-aware journalism is not only compatible with but is also intrinsic to high quality journalism.

From 2000 to 2010, we have seen an increase of 6 percentage points in women's presence as subjects in the news. At the current rate of change, it will take more than 40 years to reach parity. What is needed is concerted dialogue and action by advocates for women's advancement, civil society groups concerned with human development, media users, media professionals, media decision makers and owners, media training institutions, media development agencies, and where appropriate and relevant, public decision makers.

Acknowledgements

Extensive planning and preparations precede each GMMP monitoring phase. We are grateful to the international virtual working group (Annex 5) that refined the process, monitoring tools and methodology. We thank Colleen Lowe Morna and Gender Links in South Africa who offered a framework for the qualitative analysis, provided advice on the methodology and assisted with training GMMP coordinators. We are indebted to William Bird and Media Monitoring Africa (MMA), also based in South Africa, whose primary responsibility was to develop and manage the monitoring results database, including production of the data tables used in this report. MMA assisted in refining the monitoring research tools as well as training coordinators to apply the tools correctly. Thanks are also due to WACC's Board members and Regional Executive Committees for supporting the GMMP in various ways, including coordinating the research in their respective regions. We are grateful to WACC members and staff, past and present who contributed to the success of this phase of the GMMP. We are happy to recognize the enormous contribution made over the years by Margaret Gallagher, author of two previous GMMP reports (2000 and 2005), who continues to offer her sage advice.

We are profoundly grateful for the support of our donors Bread for All, Women's World Day of Prayer – German Committee, Stichting Rotterdam, and a Dutch donor who wishes to remain anonymous, and the United Nations Development Fund for Women UNIFEM. The 2010 GMMP would not have been possible without them. We are especially appreciative of the invaluable trust that UNIFEM has shown in the flexibility given to WACC to guide the project as required by changing circumstances.

Great thanks are owed to every volunteer in 108 countries around the world who provided regional and national coordination and monitored their local news media for the fourth GMMP. Their passionate engagement has brought forth a body of evidence that will sustain those working for change now and over the coming years.

Lavinia Mohr
Director of Programmes, WACC

Sarah Macharia
Media & Gender Justice
Programme Manager, WACC

-
- 1 The Beijing Declaration and Platform for Action, 1995. Para 1
 - 2 Ibid. Para. 242 a.
 - 3 To Tell You the Truth: *The Ethical Journalism Initiative*: by Aidan White, International Federation of Journalists, 2008
 - 4 See the resource *Mission Possible: A gender and media advocacy training toolkit*. WACC. 2007
 - 5 See the initiative's website www.ethicaljournalisminitiative.org. The initiative was adopted by the World Congress of the IFJ in Moscow in 2007 and was formally launched in 2008
 - 6 White, Aidan. 2008. *The Ethical Journalism Initiative*. International Federation of Journalists, and 2009 *Getting the Balance Right: Gender Equality in Journalism*. International Federation of Journalist.
 - 7 See www.ips.org/mdg3

Executive Summary

Sixteen years ago visionaries at the *Women Empowering Communication* conference¹ posed a deceptively simple question. What does a snapshot of gender² in one 'ordinary' news day look like?

Behind this question was a need to discover the measure to which news media could be said to be democratic, inclusive and participatory from a gender perspective. The question became the cornerstone of the Global Media Monitoring Project (GMMP), the world's largest and longest running longitudinal research and advocacy initiative on gender in the news media. The first GMMP on 18 January 1995 captured a picture of gender in the news media of 71 countries. Later that year in September, media monitoring was officially recognized in the Beijing Declaration and Platform for Action adopted in 1995 at the United Nations Fourth World Conference on Women as a tool for change towards gender equality.

Every five years since 1995, the GMMP has documented trends in the portrayal and representation of women and men in news media discourse and imagery. The qualitative and quantitative evidence gathered has revealed that women are grossly underrepresented in news coverage in contrast to men. The outcome of underrepresentation is an imbalanced picture of the world, one in which women are largely absent. Further, the studies have shown a paucity of women's voices in news media content in contrast to men's perspectives, resulting in news that presents a male-centred view of the world.

The imperative to focus on news media becomes clear when we consider two facts. The first is that the news is the foremost source of information about issues and events, knowledge that in turn informs communities' understanding of and responses to their world. The second is that the news has the ability to influence policy agendas as issues attain centre-stage in public debate, starkly evident in changes to local and foreign policies during times of humanitarian disasters.

For the fourth GMMP, 1281 newspapers, television and radio stations were monitored in 108 countries on 10 November 2009. The research covered 16,734 news items, 20,769 news personnel (announcers, presenters and reporters), and 35,543 total news subjects, that is people interviewed in the news and those who the news is about.

Internet news monitoring was introduced on a pilot basis for the first time in the GMMP. 76 national news websites in 16 countries and 8 international news websites containing 1061 news items, 1044 news personnel and 2710 news subjects were studied. The internet news monitoring results are presented in an exclusive chapter of this report, separate from the analyses of findings from print, television and radio news.

Synopsis of findings

The GMMP classification system categorizes news stories under 7 major topic areas and 52 sub-topics. (Annex 1) The major topics are: Politics and Government; Economy; Science and Health; Social and Legal news; Crime and Violence; Celebrity, Arts and Media, Sports; and, the Girl-Child.

The research has found relatively little change over the past 5 years in the hierarchy of priorities of the news media agenda. Stories on politics/government (29%), crime/violence (19%) and the economy (18%) dominate the news agenda. Social/ legal, celebrity/arts/sports and science/health stories lag behind with an average of 13%, 11% and 9% respectively of the total number of stories combined across the three mediums.

In other news: gender and progress at the margins

■ Only 24% of the people heard or read about in print, radio and television news are female. In contrast, 76% - more than 3 out of 4 - of the people in the news are male.

This is a significant improvement from 1995 when only 17% of the people in the news were women. However, despite a slow but overall steady increase in women's presence in the news over the past 10 years, the world depicted in the news remains predominantly male. This picture is incongruent with a reality in which at least one half of the world's population is female.

On the one hand the pace of increase in women's visibility in the news has been maintained over the past decade. In 2005 women's presence in the news had risen to 21% - a change of 3 percentage points from the research carried out in 2000. From 2005 to 2010 there is a second change of 3 percentage points, evidencing a persistently slow but constant pace of progress over the last ten years.

On the other hand, the rise in women's visibility in stories on 'science & health' (from 22% of news subjects in 2005 to 32% in 2010) to a large measure accounts for women's increased presence in the news. This topic in reality occupies the least space on the news agenda when compared to the other major topics. The percentage increase in female news subjects is less pronounced in topics of high priority on the news agenda: Women's presence in stories on politics and government increased from 14% to 19% during the period while in stories on the economy there was no change, remaining at 20%.

■ **Women's presence in foreign news has increased to match their presence in local news.**

Between 1995 and 2005 women were most visible in local stories in comparison to those of a national or foreign scope. This trend is disrupted in the fourth GMMP where women's visibility in foreign stories has increased to match their visibility in local stories.

Further, the rate of increase of women's presence in foreign stories during the past 5 years corresponds to the rate noted in the preceding period 2000 to 2005. This trend may be in synchrony with women's increasing prominence at the global level although the extent to which increases in media portrayal accurately reflect real world changes is questionable, if we are to apply lessons from GMMP findings on the under-representation of women in several fronts.

■ **News continue to portray a world in which men outnumber women in almost all occupational categories, the highest disparity being in the professions.**

The proportion of female news subjects identified, represented or portrayed as workers or professionals over the past 10 years has risen in some occupational categories.

Notwithstanding this, the sex gap remains high especially in the professions as depicted in the news. 69% of news subjects portrayed as educators are male, 69% of health professionals, 83% of legal professionals and 90% of scientists.

Out of 25 occupational categories, women outnumber men in only 2: news subjects presented as homemakers (72%) and those presented as students (54%).

The picture seen through the news becomes one of a world where women are virtually invisible as active participants in work outside the home.

■ **As persons interviewed or heard in the news, women remain lodged in the 'ordinary' people categories, in contrast to men who continue to predominate in the 'expert' categories.**

Women are inching closer to parity as people providing popular opinion in the news, at 44% of persons interviewed in the news in this capacity compared to 34% in 2005. Women's presence as persons speaking based on personal experience, as spokespersons (people

representing or speaking on behalf of others) and as experts (those providing comment based on specialist knowledge), has improved appreciably. Despite the gains, only 19% of spokespersons and 20% of experts are women. In contrast, 81% of spokespersons and 80% of experts in the news are male.

■ **Journalists are almost twice as likely to mention the ages of their female news subjects as they are to mention the ages of their male news subjects.**

Age is mentioned for 22% of female news subjects and 12% of male news subjects in newspapers.

■ **18% of female news subjects are portrayed as victims in comparison to 8% of male subjects. In contrast, women are now twice as likely to be portrayed as survivors than men.**

While the gap between the percentage of women and the percentage of men depicted as victims remains large, it has been narrowing gradually since 1995. Remarkably, in 2010, 6% of females in contrast to 3% of males are portrayed as survivors. This is a reversal of the situation in 2005 when 4% of females compared to 8% of males were portrayed as survivors.

■ **Female news subjects are identified by their family status 4 times more than male news subjects.**

This finding taken in contrast to the statistics on representation of news subjects in their various occupations as well as their functions in the news is revealing. Identifying women by their family status and at the same time playing down their roles in their communities masks women's other identities as independent, autonomous beings, active participants in the wider society beyond the home.

Subjects in stories by female reporters are equally as likely as subjects in stories by male reporters to be identified by their family status. In the case of both female and male reporters the propensity to identify female news subjects by family status is between 3 to 4 times higher than for male news subjects.

■ **52% of women in the news are quoted, a rise from 50% in 2005.**

Women are slightly more likely to be quoted (52%) than men (50%). This is a shift from five years ago when men were more likely to be quoted (53%) than women (50%). However, given that the absolute number of female news subjects in contrast to male news subjects is far less (only 24%), women's direct voice in the news in effect remains quite minimal.

■ **26% of female subjects in newspapers appear in photographs, in contrast to only 17% of males.**

A qualitative analysis of photographs in newspapers published on the global monitoring day found that while men are usually pictured either from the head up or fully clothed, the comparative frequency with which women's bodies are pictured in various states of undress is much higher.

Delivering the news

■ **For stories reported on television, radio and newspapers, the percentage of those by female reporters is exactly similar to that registered in 2005, that is 37%.**

The percentage of stories by female reporters across all three mediums combined rose until 2005. The statistics for radio are noteworthy for the sharp rise between 2000 and 2005 (from 27% to 45% of stories reported by women), followed by a dramatic 8 percentage point drop 5 years later. The negative change on radio between 2005 and 2010 accounts for the stagnation in the overall average statistic found in 2010.

■ **52% of stories on television and 45% of those on radio are presented by women.**

The average total of stories on television and radio presented by women is 49%, less than half of the total number of stories on both mediums combined, a 4 percentage point drop since 2005 and lower than in 1995 when the statistic was 51%.

■ **More stories on television are presented by older women now than 5 years ago**

Five years ago, only 7% of stories by presenters between 50 and 64 years old had female newscasters. Currently, 51% of stories by presenters in this age bracket are presented by women, suggesting a possible achievement of numerical parity with male presenters of the same age. Supplementary research

is necessary in order to confirm whether this is indeed the case.

As well, the percentage of stories by female reporters in the older age brackets has increased. Five years ago 34% of stories by reporters between 35 and 49 years old were filed by women. The statistic has risen to 42% in 2010. The proportion of stories by women in the cluster of reporters between 50-64 years old has also risen remarkably, from 17% in 2005 to 40% currently. Again, supplementary research is essential to conclusively confirm this possible trend.

■ Since the year 2000 the percentage of stories reported by women compared to those reported by men has increased in all major topics except 'science/health'. Nonetheless, stories by male reporters continue to exceed those by female reporters in all topics.

The changes range from 3 to 11 percentage points, the highest increase being in stories on 'celebrity/arts'. Men report 67% of stories on politics/government, 65% of stories on crime/violence and 60% of stories on the economy. The percentage of stories on science/health reported by women declined sharply between 2000 and 2005 from 46% to 38%, a decline that was followed by an increase to 44% in 2010 that nevertheless has not been sufficient to bring the proportion back up to the level noted a decade ago.

The statistics strongly suggest that stories accorded high news value by newsroom decision makers are least likely to be assigned to female reporters, while those accorded lowest priority will most likely be assigned to female reporters.

■ Foreign and national stories are now reported by women almost to the same extent as local stories.

This situation is different from the period 1995 to 2005 when local stories were more likely to be reported by women than those of a broader scope. 40% of local stories are reported by women, 38% of national stories and 37% of foreign stories. Thus, while the divides between local, national and foreign stories are becoming blurred in terms of the percentage of stories assigned to female reporters, the high reporter sex-gap continues across stories of all scopes.

■ Stories by female reporters contain more female news subjects than stories by male reporters.

This trend has persisted over the past 10 years. In 2000, 24% of news subjects in stories by female reporters were female, in contrast to only 18% in stories by male reporters. Currently, the statistics stand at 28% and 22% respectively.

Reflecting on the statistics, Amie Joof (Chapter 3) discusses tendencies in newsroom practices and news production processes that contribute to the lacklustre progress. She underscores the need for gender-responsive media in-house policies and reporting guidelines backed by effective monitoring and evaluation. At the same time, she identifies an imperative for training and sensitisation of editors, reporters and journalists, if the newsroom cultures that obstruct a faster pace of change are to be ruptured.

News content

■ 13% of all stories focus specifically on women.

This is a statistically significant change from the 10% found in the 2005 research. In 3 of the major topics there is no improvement since 2005 in how likely stories are to focus centrally on women. The exceptions are 'politics/government' where women are now central in 13% of stories compared to 8% in 2005; in 'science/health' from 6% in 2005 to 16% in 2010, and in stories on 'economy', from 3% to 11%.

■ Only 6% of stories highlight issues of gender equality or inequality.

However this is a slight positive change from 2005 when 4% of stories were found to contain discussion or evoke issues of gender (in)equality. The results show impressive change in Latin America where such stories have tripled since 2005.

In Africa, Europe and Latin America, the incidence of stories that raise (in)equality issues is higher for female than for male reporters. By contrast, stories by male reporters in the Caribbean are twice as likely to highlight (in)equality as those by female reporters.

Scrutiny of the list of stories reveals that the major topics 'science/health' and 'social/legal' contain higher proportions of stories that highlight (in)equality issues, than topics in which women have historically been marginalized, namely those on politics and the economy. The

latter are topics that dominate the news agenda.

The low incidence of discussions or mentions of gender (in)equality issues in stories that dominate the news agenda implies enormous missed opportunities in the news to contribute to raising public awareness and stirring debate on inequality.

■ 46% of stories reinforce gender stereotypes, almost eight times higher than stories that challenge such stereotypes (6%).

Over 50% of stories on 'crime' reinforce stereotypes, followed closely by celebrity and political stories. That two of these topics occupy significant space on the news agenda implies that their impact on reinforcing stereotypes is monumental.

Of all the topics, 'social/legal' stories most often challenge stereotypes than stories on any other topic. The low priority of this topic on the news agenda minimizes its overall impact on increasing non-stereotypical news content.

■ Stories by female reporters are visibly more likely to challenge stereotypes than those filed by male reporters and are also less likely to reinforce stereotypes than those reported by men.

7% of stories reported by women challenge stereotypes, in contrast to 4% of stories by male reporters. 35% of stories by female reporters reinforce stereotypes compared to 42% of stories reported by men. These statistics evidence sex disparity in reporting patterns on this indicator.

News media in all regions generally have made progress in outputting stories that challenge stereotypes. The most impressive change is in Latin America where such stories have more than quadrupled in the past 5 years. Latin America now has the highest percentage of stories that challenge stereotypes (13%) while the Middle East has the highest percentage (81%) of those that reinforce stereotypes.

In all regions, stories by female reporters challenge stereotypes between 1.2 to 7 times more than those by male reporters. The Middle East is remarkable; the output of female reporters challenges stereotypes 7 times more than that by male reporters. The narrowest gap is in North America where stories by female reporters challenge stereotypes 1.2 times more than those by their male colleagues.

■ **High proportions of stories on peace (64%), development (59%), war (56%), and gender-based violence (56%) reinforce gender stereotypes.**

The greater proportion of news items on important topics such as education (63% of stories) and family law (63%) appear to be neutral, neither challenging nor reinforcing stereotypes. Neutrality however veils and serves to perpetuate subtle or unquestioned gender bias, compounding the overall effect stereotypical reportage has in cementing discrimination.

■ **Out of 5 selected Millennium Development Goals (MDGs), reportage on HIV and AIDS was found to be the most gender-responsive.**

A close look at reportage on issues related to five MDGs, namely, poverty, education, HIV and AIDS, environment and global partnerships (MDGs 1, 2, 6, 7 and 8 respectively) shows that news on HIV and AIDS is the most gender-responsive in the context of the GMMP research world average. A comparison of findings on 3 indicators – women's centrality in the news, stories that highlight gender equality and stories that challenge gender stereotypes – across the five topics shows exceptional positive results in news on HIV and AIDS. It is highly probable that the emphasis put on the gender dimensions of HIV and AIDS including work done to encourage gender-aware HIV and AIDS media reportage are to be credited for the encouraging results. At the same time, it is possible that media have as well been proactive in highlighting gender issues in HIV and AIDS reportage as a result of the general increased public awareness. What this suggests then are openings for both media and civil society in general to address inadequacies in understanding the MDGs from a gender perspective, to bring gender concerns about the MDGs to the forefront of public debate.

■ **Only 10% of stories quote or refer to relevant local, national, regional or international legal instruments on gender equality and/or human rights.**

This finding suggests that numerous stories miss the opportunity to create awareness on instruments enacted to protect human rights, women's rights or gender equality, supporting

an observation by gender and communication groups on the relative invisibility of human/women's rights in mainstream news content.

Reflecting on the evidence of gender bias, discrimination and stereotyping in news media content, Nidya Pesàntez-Calle (Chapter 4) argues that the media's power lies in its ability to influence the 'social imaginary' – the mass common sense governing behaviour, actions and attitudes of a community and society. Gender power relations portrayed through lenses that discriminate against women, that stereotype 'masculinity' and 'femininity' in a given cultural context and that present gender inequalities as 'normal', serve to reinforce, justify and perpetuate social imaginaries that support a similarly skewed view of the world. To the extent that media are a conduit and shaper of culture, media also hold the power to construct alternative social imaginaries in which women in particular thrive free of discrimination and the stereotypes that limit their abilities and restrain the possibilities available to them.

Media portrayal of gender then should be of concern to anyone intent to see the emergence of less discriminatory, more inclusive and equitable societies, including journalists, reporters, editors and the broader range of media professionals who care about the impact of their practice on the lived realities of their audiences.

Who makes the news in cyberspace?

■ **Women comprised only 23% of the news subjects in stories from the 84 news websites monitored.**

This finding suggests that the underrepresentation of women in traditional news media has been carried over into the virtual news world.

■ **16% of female online news subjects were depicted as victims in contrast to 5% of the male news subjects.**

In other words, women are more than 3 times as likely as men to be portrayed as victims in Internet news.

■ **26% of female news subjects compared to 21% of males were featured in the photographs and visual multimedia accompanying the stories.**

■ **Only 36% of the news stories in the sample were reported by women, compared to 64% of stories by men.**

First, a comparison of the findings with those from the print, television and radio news in the same countries reveals a statistically significant difference. 41% of stories in traditional mainstream media in the countries participating in the internet pilot were by female reporters, in sharp contrast to the 36% of online news stories.

Second, the dominance of male reporters in traditional mainstream news media is replicated in online news and is even more prominent in economic, crime/violence and celebrity news. 64% of stories on the economy are reported by men, 69% of stories on crime/violence and 75% of those of celebrity/arts/media/sports news.

However, 42% of political stories on the internet are by women, compared to 33% of the same in traditional print and broadcast media. This is good news for female reporters given the historical trends of gross reporter sex imbalance in political stories in traditional media – a topic that is of prime importance on the news media agenda.

■ **42% of the online news stories were found to reinforce gender stereotypes, only 4% challenged them, and the majority 54% neither reinforced nor challenged stereotypes.**

■ **Women are central in 11% of the online news items, comparable to the situation in traditional media where the statistic is 13%.**

Overall, the differences, some of which are statistically significant³, point to a conclusion that Internet news is a format in which gender biases become not only more visible but even more concentrated than in the traditional news media.

Towards ethical reporting and gender balance: A trade union perspective

'Ethical journalism is about taking responsibility for the choices made with an awareness of the impact of those choices; decisions on who to interview, in what capacity, how to visually portray them, as well as who has access to training, who is hired, who is promoted, who presents the news, and its content. Inherent in this responsibility is the concept that fair, balanced reporting **is** ethical reporting, which in turn, can only be achieved by

equity, both in the news content, and within the newsroom'. (Mindy Ran, Chapter 7)

Ran revisits the action plan developed after GMMP 2005 to propose a way forward, one that is informed by debates in journalists' trade unions. The revised plan confirms the continuing relevance of the 2005 actions: Advocacy and lobbying; media policies and accountability; organisational targets and in-house monitoring; sensitization and training of journalists and editors; and, the development of media monitoring. Ran recommends an additional action; improving gender balance in the media industry to achieve a more gender-sensitive and balanced work floor.

A road map to accelerate progress in the portrayal and representation of women in the news

If the rate of change observed since 2000 in women's presence in the news is maintained, it will take at least 40 more years to reach parity. The plan of action (Chapter 8) is intended to not only accelerate the pace of change but also re-direct progress to areas of media policy and practice that constrain advancement towards more gender-just news media.

1. Key findings: 1995-2010

	1995		2000		2005		2010	
	% Women	% Men	% Women	% Men	% Women	% Men	% Women	% Men
News subjects								
All media	17	83	18	82	21	79	24	76
Television	21	79	22	78	22	78	24	76
Radio	15	85	13	87	17	83	22	78
Newspapers	16	84	17	83	21	79	24	76
Scope of Story:								
Local	22	78	23	77	27	73	26	74
National	14	86	17	83	19	81	23	77
International	17	83	15	85	18	82	20	80
Foreign	17	83	14	86	20	80	26	74
Main Story Topics:								
Celebrity, Arts & Sport	24	76	23	77	28	72	26	74
Social & Legal	19	81	21	79	28	72	30	70
Crime & Violence	21	79	18	82	22	78	24	76
Science & Health	27	73	21	79	22	78	32	68
Economy	10	90	18	82	20	80	20	80
Politics & Government	7	93	12	88	14	86	19	81
Function in Story:	N/A	N/A	N/A	N/A				
Popular Opinion					34	66	44	56
Personal Experience					31	69	36	64
Eye Witness					30	70	29	71
Subject					23	77	23	77
Expert					17	83	20	80
Spokesperson					14	86	19	81
Occupation:	N/A	N/A						
No stated occupation			44	56	42	58	41	59
Celebrity			45	55	42	58	41	59
Education, health			24	76	27	73	31	69
Activist, NGO			24	76	23	77	34	66
Government employee			12	88	17	83	17	83
Sports			9	91	16	84	11	89
Business/law			11	89	14	86	16	84
Politician			10	90	12	88	17	83
% Portrayed as Victim	29	10	19	7	19	8	18	8
% Identified by Family Status	N/A	N/A	21	4	17	5	18	5
% In Newspaper Photographs	N/A	N/A	25	11	23	16	26	17

	1995		2000		2005		2010	
	% Women	% Men	% Women	% Men	% Women	% Men	% Women	% Men
Reporting and Presenting the News								
% Stories presented on TV and Radio	51	49	49	51	53	47	49	51
Television			56	44	57	43	52	48
Radio			41	59	49	51	45	55
% Stories reported	28	72	31	69	37	63	37	63
Television	N/A	N/A	36	64	42	58	44	56
Radio	N/A	N/A	28	72	45	55	37	63
Newspapers	N/A	N/A	26	74	29	71	33	67
% Stories of each scope reported, by sex of reporter:								
Local	33	67	34	66	44	56	40	60
National	24	76	30	70	34	66	38	62
International	28	72	33	67	32	68	32	68
Foreign	28	72	29	71	36	64	37	63
% Stories reported - Main Story Topic:								
Celebrity, Arts & Sport	N/A	N/A	27	73	35	65	38	62
Social & Legal			39	61	40	60	43	57
Crime & Violence			29	71	33	67	35	65
Science & Health			46	54	38	62	44	56
Economy			35	65	43	57	40	60
Politics & Government			26	74	32	68	33	67
% of Female News Subjects by sex of reporter	N/A	N/A	24	18	25	20	28	22
News Content								
% Stories with Women as a Central Focus	N/A		10		10		13	
Celebrity, Arts & Sport			16		17		16	
Social & Legal			19		17		17	
Crime & Violence			10		16		16	
Politics & Government			7		8		13	
Science & Health			11		6		16	
Economy			4		3		11	
% Stories that Challenge Gender Stereotypes	N/A		N/A		3		6	
% Stories that Reinforce Gender Stereotypes	N/A		N/A		6		46*	
% Stories that Highlight Gender (In)Equality	N/A		N/A		4		6	
% Stories that mention gender equality policies or human and women's rights legal instruments	N/A		N/A		N/A		10	

*The marked difference between the 2005 and 2010 finding is the result of increased precision and clarity on this question in the 2010 methodology



Results on selected Millennium Development Goals (MDGs).		Who makes the news in cyberspace?	
% Stories with Women as a Central Focus		% Females in Main Story Topics:	23
MDG 1. Poverty	8	Celebrity, Arts & Sport	27
MDG 2. Education	9	Social & Legal	32
MDG 6. HIV and AIDS	39	Crime & Violence	22
MDG 7. Environment	4	Science & Health	33
MDG 8. Global partnerships	19	Economy	24
		Politics & Government	17
% Stories that Highlight Gender (In) Equality		% Portrayed as Victim	
MDG 1. Poverty	3	Females	16
MDG 2. Education	2	Males	5
MDG 6.HIV and AIDS	25	% Stories that:	
MDG 7.Environment	3	Reinforce stereotypes	42
MDG 8. Global partnerships	1	Challenge stereotypes	4
		Neither reinforce nor challenge stereotypes	54
% Stories that Challenge Gender Stereotypes		% Stories Reported by Women	36
MDG 1. Poverty	5	Celebrity, Arts & Sport	25
MDG 2. Education	5	Social & Legal	47
MDG 6.HIV and AIDS	16	Crime & Violence	31
MDG 7.Environment	3	Science & Health	45
MDG 8. Global partnerships	1	Economy	36
		Politics & Government	42
		% In Photographs and Visual Multimedia	
		Females	26
		Males	21
		% Stories in which Women are Central	11

- 1 Organised by the World Association for Christian Communication (WACC), Isis International-Manila and International Women's Tribune Centre (IWTC)
- 2 The concept 'gender' here refers to the hierarchical power relations between women and men, including understandings of 'masculinity' and 'femininity' in a given cultural context. Unlike 'gender' which is relational, 'sex' is biological and where employed here refers to females and males independent of each other.
- 3 Where stated, differences are statistically significant at the 95% confidence interval meaning that the possibility they occurred purely by chance is only 1 in 20.

1. A Day In The World's News

10 November 2009

'Police winning war against armed robbery' (Ghana Chronicle). 'Budget for economic growth (The Times of Malta). 'Atormentado por la pobreza' (Tormented by Poverty) (Primera Hora, Puerto Rico) 'Bomb blast in Peshawar within 24 hours. 4 died, 3 injured' (Jang newspaper, Pakistan). 'Bloody disgrace: Storage-bag shortage causes clot at collection centres...' (The Gleaner, Jamaica). The news agenda on 10 November 2009 was 'business as usual': politics, crime, the economy and everyday topics regularly featured in the news.

In keeping with the usual reportage practices, the headlines directed attention to stories of high interest. In India, Romania, Denmark, Lebanon and the Philippines for instance, the headlines highlighted impending, ongoing or just-ended elections. Floods in Phu Yen Province made the front pages in Vietnam, armed conflict between Georgians and Ossetians in Georgian national news and, stories on fraud and hijacking in South African news. In Estonia and Hungary some attention was paid to issues surrounding the spread of the H1N1 influenza. Special events received more attention than others in some regions.

"November 10th was hectic but fun and a great learning experience for our students. ... They said the exercise helped them look critically at the many holes and journalistic shortcomings in reporting practices in our mainstream media. They have come away with new insights into gender stereotyping and the imbalance in covering voices from women and men in daily reportage."

Dipti Kotian, Indian Institute of Journalism and New Media

For instance, the gunfight between South and North Korea in the Japanese sea was covered in Asian and international news. Remnants of stories on the 20-year anniversary celebrations of the fall of the Berlin Wall received air time in European news particularly.

Overall, 10 November was an ordinary news day during which regularly featured topical issues received their usual coverage in the news. No single topic dominated the agenda in most countries.

Unlike any ordinary news day however, volunteer media monitors in over 100 countries across the world were poring over their national newspapers, listening intently to radio newscasts, closely watching local television news and methodically studying their national news websites. Armed with pencils, media monitoring guides and coding grids, their purpose was to observe, analyze and record their findings on selected indicators of gender in the news for the fourth Global Media Monitoring Project (GMMP).

The volunteers from grassroots groups, gender and communication civil society groups, journalist unions, media practitioner associations and universities are united by a shared commitment to gender-fair news media. They are part of a global network, the outcome of 15 years of the GMMP, the world's largest and longest-running longitudinal research and action initiative on gender in the news media. The various components of the GMMP converge in the central purpose to contribute to the transformation of news media towards more gender-ethical, fair and balanced coverage.

The first GMMP on 18 January 1995, coordinated by the Canadian National Watch on Images of Women in the Media (MediaWatch Inc.), generated a snapshot of gender in the news media based on data from 71 countries in Asia, Africa, the Middle East, Europe, North America, the Caribbean, Latin America and the Pacific Region. The World Association for Christian Communication (WACC) coordinated the second and subsequent GMMPs up until the present. The second GMMP on 1 February 2000 generated data

from 70 countries while the third GMMP on 16 February 2005 covered 76 countries.

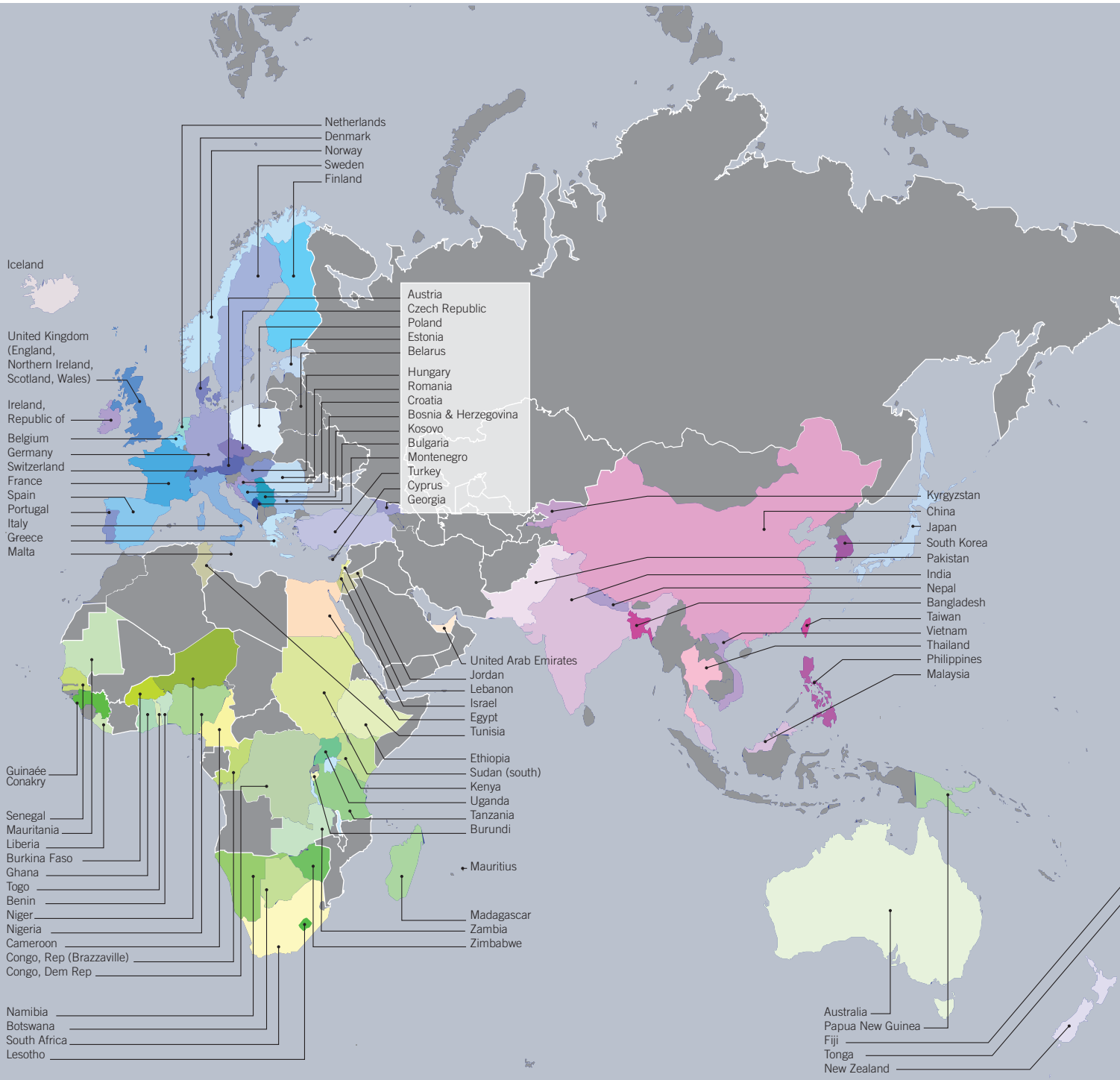
The cumulative work accomplished since 1995 through and beyond the GMMP has contributed to a remarkable experience in the fourth GMMP. The number and profile of participants has expanded, as has the number of participating countries. This report contains a snapshot of gender in the news media from a record 108¹ countries, equivalent to a 44% increase in the number of countries that took part in the 2005 research.

Methodology

The GMMP monitoring methodology was refined and updated to improve on the clarity of questions, incorporate new thematic concerns and reflect changes in the news media environment. A virtual working group of academic researchers and representatives of gender and communication groups was responsible for the methodology revision process. The coding parameters however remained relatively unchanged to ensure comparability of findings across the 1995, 2000, 2005 and 2010 studies. Internet news was included for the first time in the GMMP, on a pilot basis, in response to the increasing importance of the World Wide Web as a news source. Monitoring teams in selected countries with high per capita internet access were invited to code their national internet news websites chosen following set criteria. Further, an innovation for GMMP 2010 was the provision of a database to monitors to allow in-country data capture, a feature that helped shorten the time needed to transfer data from the coding sheets into the central database. Country databases were subjected to a series of quality control checks before the data could be integrated into the global database.

Participating Countries GMMP 2010





Monitoring packs and detailed monitoring methodology guides containing forms, instructions and blank coding sheets were provided. The guides specified criteria for media selection, the number of media to code, the bulletins and programmes to select and how to code. Monitors coded basic information about the medium, details on the story contents, the people in the news -journalists/reporters and news subjects, and a gender analysis of the story in respect to women's centrality, highlighting (in)equality issues and challenging/reinforcing stereotypes. Instructions included illustrative examples of news items as well as samples of completed coding sheets.

A multi-prong strategy to ensure an accurate and uniform understanding of the methodology was adopted. The strategy included face-to-face training workshops at global, regional and local levels, video-conferencing, E-mail, and, through the GMMP website www.whomakesthenews.org, resources for trainers and self-administered tutorials for monitors.

Annex 1 provides further details on the GMMP 2010 monitoring methodology.

Scope

Monitors were instructed to select media representative of their country media's diversity and density with respect to audience, ownership and language. Mainstream public and private media were retained for the monitoring, excluding those at the fringes of opinion or reach.

1281 newspapers, television and radio stations were monitored in 108 countries in Africa (26), Asia (13), the Caribbean (11), Europe (32), the Middle East (6), the Pacific region (5), Latin America (13) and 2 countries in North America. The number

of participating countries has doubled or tripled in some regions since 2005, evidencing a heightened interest in gender-focussed media research by civil society groups, including journalists' unions and associations.

The data contains 16,734 news items, 20,769 news personnel (announcers, presenters and reporters), and 35,543 total news subjects. 'News subjects' refers to people interviewed as experts, spokespersons, those giving popular opinion or eye witness accounts of events, as well as those who the news is about.

(See Table 2. Media monitored for GMMP: 2010.)

Invitations to participate in an Internet news monitoring pilot research were extended to GMMP monitoring teams in countries noted in the 2009 United Nations Human Development Indicators report as having exceptionally high per capita internet access. The pilot research covered 8 international and 76 national news websites to make a total of 84 news websites. The international news sites encompassed all regions across the world while the national news sites were coded in 16 GMMP participating countries in all regions except Africa and Latin America.

The online sources yielded 1061 news items containing 2710 news subjects and reported by 1044 news personnel.

Gender trends in internet news are analysed separately in Chapter 5 of this report. Some comparisons are made in this chapter in an attempt to draw conclusions on important similarities with and/or differences from radio, print and television news.

(See Annex 4 for the list of participating countries)

Topics in the news on monitoring day

The GMMP classification system categorizes news stories under 7 major topic areas and 52 sub-topics. The major topics are: Politics and Government; Economy; Science and Health; Social and Legal news; Crime and Violence; Celebrity, Arts and Media, Sports; and, the Girl-Child.

Relatively little has changed since 2005 in the hierarchy of priorities on the news media agenda. On the global day of monitoring for the fourth GMMP, stories on politics/government (28%), crime/violence (20%) and the economy (17%) dominated the news agenda. Social/ legal, celebrity/ arts/sports and science/health stories lagged behind with an average of 13%, 11% and 9% respectively of the total number of stories across the three mediums.

(See Table 3. Topics in the news: 2005-2010 on page 5)

Highest on the hierarchy of news agenda priorities across the regions are two major news topics: politics/government and crime/violence. Politics/government registered the highest percentage of stories in African, Asian, European, Latin American and Middle Eastern news.

In contrast, the major topic crime/violence had the highest percentage of stories in North America, the Caribbean and the Pacific regions.

The North American profile may be explained in part in two ways. First, the persistent prominence of the 'fight against terror' in American political discourse and second, that monitoring day fell just before Remembrance Day (Canada) and Veteran's Day (USA), national days to commemorate military veterans.

2. Media monitored for GMMP: 2010.

	Print	Radio	Television	Internet**	Total
Africa	77	57	41	-	175
Asia	96	64	69	19	248
Caribbean	28	35	24	3	90
Europe	186	157	132	34	509
Latin America	65	40	41	-	146
Middle East	26	34	21	-	81
North America	21	5**	7	6	39
Pacific	20	21	14	14	69
International	-	-	-	8	8
TOTAL	519	413	349	84	1365

* Internet news was monitored on a pilot basis in 16 countries. International news websites covered all regions and included CNN International, Africa News, Africa 24, Euronews, Al Jazeera, Deutsche Welle World, Telesur and BBC World. The online news monitoring results are analyzed separately in Chapter 5; these are not included in the analysis contained in the rest of the report.

** Statistics are from Canada only. No radio newscasts were monitored in the U.S.A

The Caribbean picture is characteristic, generalizing from an explanation by the GMMP coordinator in Jamaica that the high prevalence of stories on violent crime is typical for the country.² Further scrutiny of the Caribbean regional results shows a large number of stories classified as 'violent crime, murder, abduction, kidnapping, assault, drug-related violence ...', a sub-topic under 'Crime/Violence' during the global monitoring day.

The large number of stories from the Pacific region news coded under the same major topic were in fact classified as 'disaster, accident, famine, earthquake, flood, hurricane, plane crash, car crash ...', with a smaller though relatively significant number categorized under both violent and non-violent (political) crime.

3. Topics in the news: 2005-2010

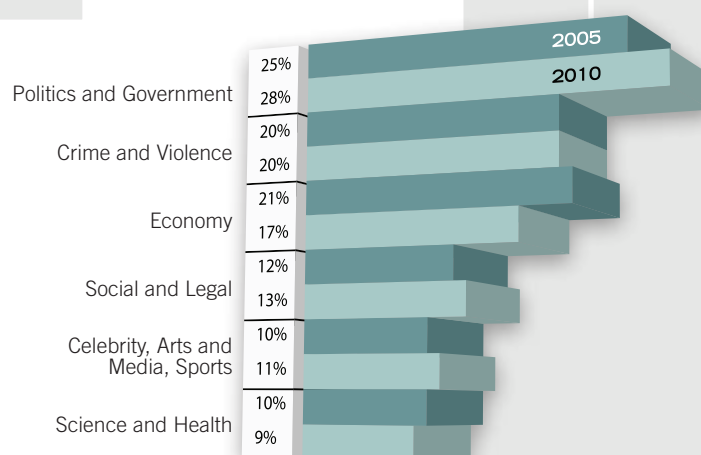
Topic	2005				2010				N**
	Print	Radio	Television	Total	Print	Radio	Television	Total	
Politics and Government	27%	23%	23%	25%	32%	28%	26%	28%	4685
Crime and Violence	20%	17%	22%	20%	19%	18%	22%	20%	3329
Economy	19%	27%	18%	21%	16%	21%	17%	17%	2949
Social and Legal	14%	11%	10%	12%	15%	12%	10%	13%	2146
Celebrity, Arts and Media, Sports	9%	8%	14%	10%	7%	10%	14%	11%	1773
Science and Health	11%	11%	9%	10%	10%	9%	9%	9%	1539
Other	0	1%	1%	2%	1%	1%	2%	2%	274
The Girl-child	new topic	new topic	new topic	-	*	*	*	*	39
				100%***				100%***	16734

* indicates less than 1% in all tables;

** Total N for 2010 weighted (see methodological notes in annex)

*** Column Total may be slightly more or less than 100% due to rounding

Topics in the news across all media – print, radio and television : 2005-2010



4. Topics in the news. Regional comparisons: 2010

	Africa	Asia	Caribbean	Europe	Latin America	Middle East	North America	Pacific	Total	
									%	N**
Politics and Government	29%	30%	22%	31%	25%	48%	24%	16%	28%	4685
Crime and Violence	17%	18%	27%	18%	22%	12%	30%	22%	20%	3329
Economy	18%	20%	15%	15%	17%	11%	11%	15%	17%	2949
Social and Legal	18%	14%	17%	11%	15%	11%	9%	18%	13%	2146
Celebrity, Arts and Media, Sports	7%	8%	9%	13%	9%	7%	7%	19%	11%	1773
Science and Health	9%	9%	9%	10%	11%	9%	15%	6%	9%	1539
Other	1%	1%	2%	2%	1%	3%	1%	3%	2%	274
The Girl-child	*	*	*	*	*	*	2%	*	*	39
									100%***	16734

- 1 The number of countries from which expressions of interest to participate were received was higher. Some eventually did not take part, others submitted data that was excluded from the analysis due to inconsistencies or other issues. The final count of countries in this report is 108.
- 2 GMMP 2009/2010 contextual information form, Jamaica.




GMMP Monitors, United Arab Emirates

2. In Other News: GENDER AND PROGRESS AT THE MARGINS

Only 24% of the people heard or read about in print, radio and television news are female. In contrast, 76% of the people in the news are male.

Despite a slow but overall steady increase in women's presence in the news over the past 10 years, the world depicted in the news remains predominantly male. This picture is incongruent with a reality in which at least one half of the world's population is female.

Only 24% of News Subjects* are Women



* Defined as 'people who are interviewed or whom the news is about'.

The regional breakdown shows progress in some regions and stagnation in others during the past 5 years. Most notable is Latin America where women's presence in the news increased by 6 percentage points, followed closely by Europe with a 5 percentage point rise. All other regions either stagnated or gained minimally. Latin America currently has the highest percentage of female news subjects (29%) while the Middle East has the lowest, at 16%.

In the past 15 year period, Europe and Latin America have achieved the most dramatic increases, between 10 and 13 percentage point rises. The apparent regression in Africa from 22% of female news subjects in 1995 to 19% in 2010 may in fact be explained by the fact that the number of participating countries from the continent has more than doubled in the past 15 years, from only 12 in 1995 to 26 in 2010. The 2010 finding for Africa is similar to the 2005 finding, hence a confirmation of the accuracy of the 19% statistic.

5. Female news subjects by medium: 1995-2010

	1995	2000	2005	2010
Print	16%	17%	21%	24%
Television	21%	22%	22%	24%
Radio	15%	13%	17%	22%
Overall	17%	18%	21%	24%

In general, the percentage of female to male news subjects has increased between 2 to 5 points across the three mediums. Nevertheless, girls and women remain grossly underrepresented in the total population of persons heard, seen or read about in the news.

The change is unevenly distributed across major news topics. It is most notable in the major topic science/health, with smaller but statistically significant¹ increases in the topics politics/government, social/legal, and, crime/violence. Women's presence increased in stories on 'science & health' from 22% of news subjects in 2005 to 32% in 2010. In stories on politics the change was from 14% to 19% during the period while in stories on the economy there was no change, remaining at 20%.

Out of all the topics women are most present in science/health news (32% of news subjects are female) and social/legal news (30%). Considering the news agenda on the global day of monitoring and the observation that both these topics are far less important on the hierarchy of priorities, it becomes evident that the seemingly higher presence of women is in fact numerically negligible in the overall picture.

At the same time, the hierarchy of priorities evokes questions on the criteria applied in according worth to news topics, evident through their share of space in the news media agenda. Both practical and strategic gender interests are found across the entire range of stories studied in the GMMP. However, issues relevant to women's practical gender interests are concentrated in the topics 'science/health' and 'social/legal', yet these topics overall are accorded least attention. To clarify, gender interests emerge from gender relations and are distinct for women and for men. Practical interests stem from practical needs that are a function of gender-differentiated roles, for instance, women's traditional care work for children, the sick and the elderly. In this case, news about health or children's welfare is perceived as being relevant to women's practical gender interests. Focus on practical interests in the news should by no means mask the need for attention to

6. Female news subjects by region: 1995-2010

	1995	2000	2005	2010
Africa	22	11	19	19
Asia	14	17	19	20
Caribbean	22	24	25	25
Europe	16	19	21	26
Latin America	16	20	23	29
Middle East	14	15	15	16
North America	27	25	26	28
Pacific	20	25	26	25
Overall	17	18	21	24

A closer look at the distribution across the three mediums reveals a steady cumulative increase in women as news subjects on print and radio, as well as a negligible rise in television news over the past 15 years.

strategic interests, that is, those pertaining to transforming gender relations in ways that correct inequitable power positions. News that is attentive to women's strategic gender interests will, for instance, explicitly recognize instances in which women are breaking traditional barriers to occupy positions of power and authority previously held by men, or, explicitly shed light on women's historical marginalisation in a given issue.

7. Overall presence of women in the news: 1995-2010

	1995	2000	2005	2010	Total N (all news subjects)
Science and Health	27%	21%	22%	32%	2828
Social and Legal	19%	21%	28%	30%	4194
Celebrity, Arts and Media, Sports	24%	23%	28%	26%	3234
Crime and Violence	21%	18%	22%	24%	6761
Economy	10%	18%	20%	20%	4579
Politics and Government	7%	12%	14%	19%	10615
The Girl-child*	-	-	-	69%	87
Other topics*	-	-	-	38%	399
Total	17%	18%	21%	24%	**32697

* (-) = New topic in 2010 or statistics not available. Stories on 'the girl-child and 'other topics' less than 1% of the overall total.

** Excludes news subjects whose sex was unknown. Any difference between overall number of people in the news and this chart is due to the number of people in the news who were not coded for gender.

8. Female news subjects in local, national and international stories: 1995-2010.

Scope	Female %			
	1995	2000	2005	2010
Local	22%	23%	27%	26%
National	14%	17%	19%	23%
National and other*	17%	15%	18%	20%
Foreign, International	17%	14%	20%	26%
Total	17%	18%	21%	24%

* Involving other countries in addition to that in which story is coded

In the period 1995 to 2005 women were most visible in local stories in comparison to those of a national or foreign scope. This trend is disrupted in the fourth GMMP where women's presence in foreign stories has increased to match their presence in local stories. Currently, 26% of news subjects in local news and 26% of those in foreign news are women.

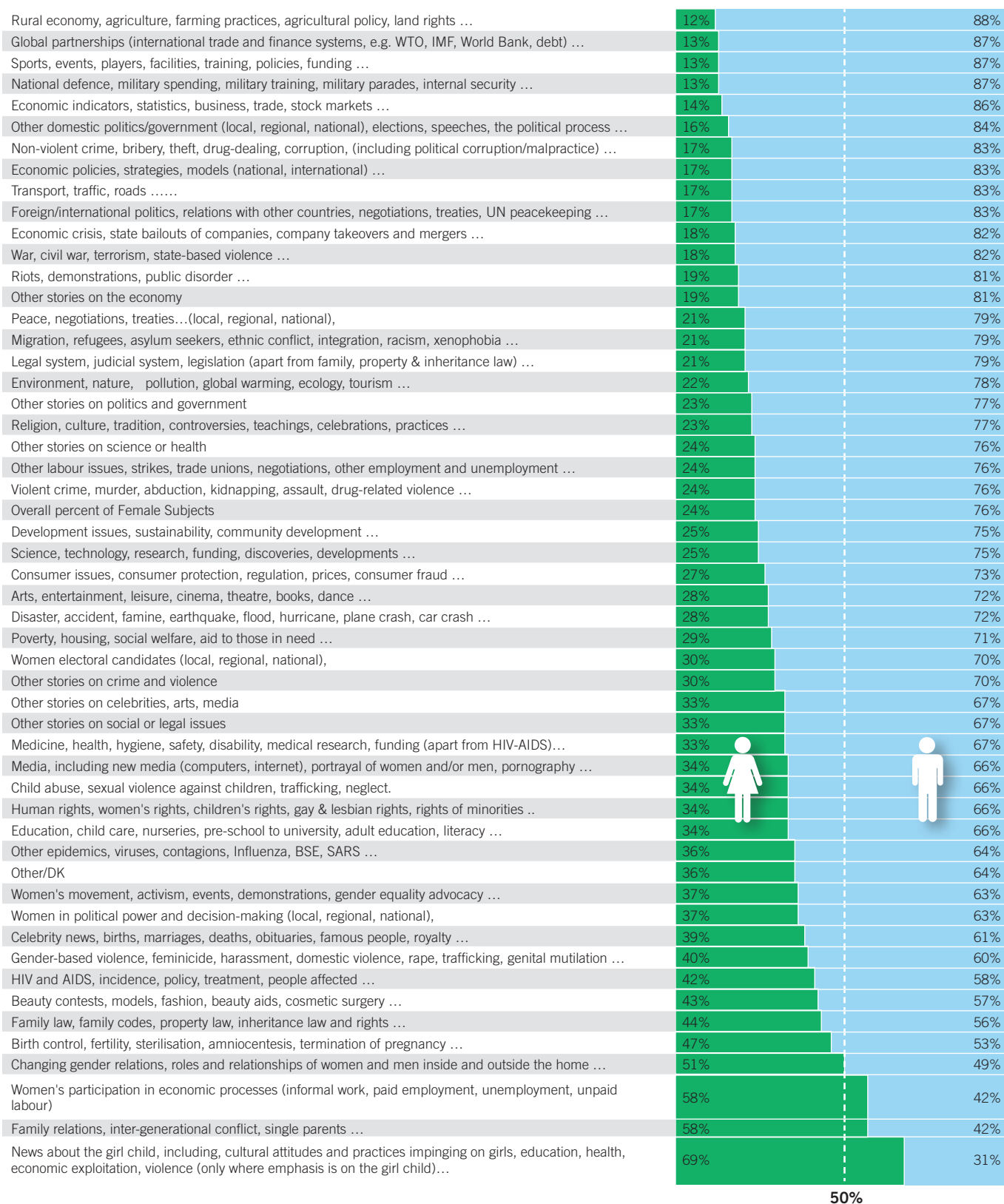
The rate of increase of women's presence in foreign stories during the past 5 years matches the rate noted in the preceding period 2000 to 2005. This trend may be in synchrony with women's increasing prominence at the global level although the extent to which increases in media portrayal accurately reflect real world changes is questionable, if we are to apply lessons from GMMP findings on under-representation of women in several areas.

Women also have greater visibility in national stories as well as those that involve their own and other countries ('national and other'). 14% of news subjects in national stories in 1995 were female. Now, 23% are female, a rise of almost 10 percentage points over 15 years. In both 'types' of stories, it is possible that women's increased visibility reflects to some measure their higher prominence in public life at all levels, during the past five years.

Women outnumber men in 4 out of the 52 GMMP story sub-topics. Two out of the 4 sub-topics are not surprising, pertaining in fact to girls and women: The girl child, and women's participation in economic processes. What is surprising is the lack of a preponderance of women as news subjects in topics where this would be expected. For instance, only 37% of news subjects in stories on the women's movement are female and 30% of those in stories regarding women electoral candidates.

Women are underrepresented in all other story sub-topics, disturbingly so in those that impact women more disproportionately than men. For instance, on stories regarding HIV and AIDS, only 42% of news subjects are women and on gender-based violence (40%). Equally disconcerting is the imbalance in fundamental topics of import to gender equality: in stories on human rights, only 34% of news subjects are female, on education (34%), on health (33%), on poverty (29%) and on development (25%).

9. Sex of news subjects in different story topics: 2010.



Occupation of news subjects

The proportion of female news subjects identified, represented or portrayed as workers or professionals over the past 10 years has risen in some occupational categories. However, the picture painted through the news remains discordant with the reality; the world presented is one in which men outnumber women in almost all occupations.

The highest disparity is in the professions. Of the total number of news subjects identified, portrayed or represented as educators, an overwhelming 69% are male, as health professionals (69%), as legal professionals (83%), as public/civil servants (83%), and as scientists (90%). Women's share in all professions is much higher in reality. The picture seen through the news becomes one of a world where women are almost absent as participants in work outside the home.

Of the news subjects represented as government officials, 17% are women, compared to 10% in the year 2000. The rise appears to be consistent with trends in the increase of women holding public office; taking statistics on the world average of women in parliaments as a general guide, the real world statistic was 13% in 2000 and currently stands at 19%².

Of the news subjects represented as health/social service professionals, 31% are female, up from 20% in 2000, as office workers (from 35% in 2000 to 45% in 2005) and as civil society workers/activists (from 24% to 34%).

In other cases there are small yet statistically significant decreases in women's share in the professions as depicted in the news. In the case of news subjects portrayed as science professionals/engineers, only 10% are female, down from 12% in 2000, as workers in agriculture/mining/forestry (from 15% to 13%), as well as a notable drop in the case of news subjects presented as media professionals (from 36% to 29% over the past 5 years).

10. Occupations of female news subjects: 2000-2010.

Position or Occupation	Female %F		
	2000	2005	2010
Homemaker, parent, either female or male.	81%	75%	72%
Student, pupil, schoolchild	46%	51%	54%
Child, young person (up to 18 years).	n/a	44%	46%
Office or service worker, non-management worker in office, store, restaurant, catering ...	35%	40%	45%
Celebrity, artist, actor, writer, singer, radio or television personality ...	45%	42%	41%
Other.	44%	42%	41%
Sex worker, prostitute ...	n/a	n/a	39%
Villager or resident engaged in unspecified occupation.	n/a	39%	39%
Retired person, pensioner.	35%	33%	35%
Unemployed, no other occupation given	33%	19%	35%
Activist or worker in civil society organisation, non-governmental organisation, trade union, human rights, consumer issues, environment, aid agency, peasant leader, United Nations ...	24%	23%	34%
Royalty, ruling monarch, deposed monarch, any member of royal family ...	n/a	33%	31%
Academic expert, education professional, teacher or university lecturer (all disciplines), nursery or kindergarten teacher, child care worker ...	27%	25%	31%
Health or social service professional, doctor, nurse, laboratory technician, social worker, psychologist ...	20%	30%	31%
Media professional, journalist, video or film-maker, theatre director ...	n/a	36%	29%
Tradesperson, artisan, labourer, truck driver, construction, factory, domestic worker ...	15%	23%	22%
Government official, politician, president, government minister, political leader, political party staff, spokesperson ...	10%	12%	17%
Government employee, public servant, bureaucrat, diplomat, intelligence officer ...	12%	17%	17%
Lawyer, judge, magistrate, legal advocate, legal expert, legal clerk ...	n/a	18%	17%
Business person, executive, manager, entrepreneur, economist, financial expert, stock broker ...	n/a	12%	14%
Agriculture, mining, fishing, forestry worker ...	15%	13%	13%
Religious figure, priest, monk, rabbi, mullah, nun ...	9%	21%	13%
Sportsperson, athlete, player, coach, referee ...	9%	16%	11%
Science or technology professional, engineer, technician, computer specialist ...	12%	10%	10%
Criminal, suspect.	7%	9%	8%
Police, military, para-military group, militia, prison officer, security officer, fire officer ...	4%	5%	7%
Percentage of female subjects in the news	18%	21%	24%



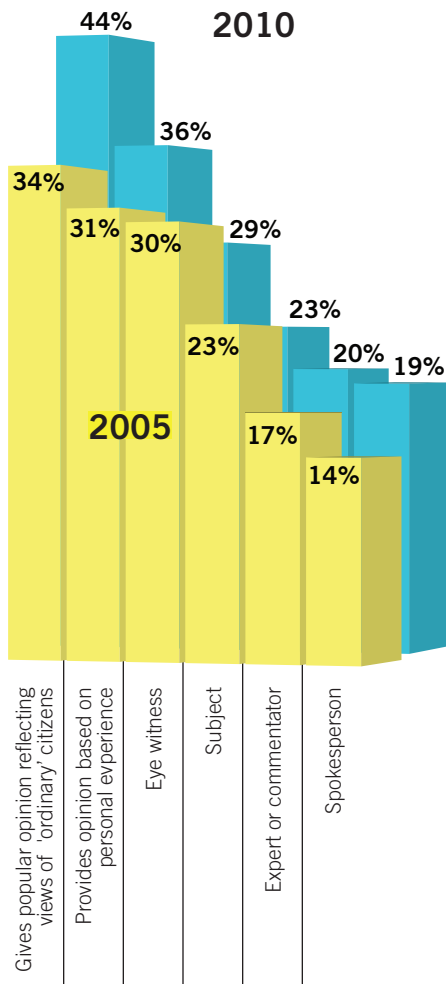
NORMAN CHODLEY/ CHIEF PHOTOGRAPHER
 The seventh staging of the youth Parliament focused on the role of parents in curbing the moral decay within society. Jermame Williams has already begun to lead the way. Williams was seen on Princess Street in Kingston with his two-year-old daughter, Shanoya, who was taking a nap on his shoulder after he collected her from an early childhood centre in the area. See youth Parliament story on A2

The Gleaner, Jamaica.
 10 November, 2009.

Function of news subjects

As persons interviewed or heard in the news, women remain lodged in the 'ordinary' people categories in contrast to men who continue to predominate in the 'expert' categories. 'Ordinary' people refers to those who provide eyewitness accounts, popular opinion reflecting the views of ordinary citizens, or speak based on personal experience. 'Experts' include those providing comment based on specialist knowledge or expertise, or are spokespersons representing or speaking on behalf of groups.

11. Functions of female news subjects: 2005-2010.



The 2010 research shows that women are inching closer to parity as people providing popular opinion in the news, at 44% of persons interviewed in this capacity compared to 34% in 2005. Women are also 36% of those providing comments based on personal experience and 29% of those providing testimony or eyewitness accounts of events.

Women's presence as spokespersons and as experts in the news has also improved since 2005. Five years ago 14% of spokespersons and 17% of experts were female compared to 19% and 20% respectively in 2010. Despite the improvement, the gross underrepresentation of women in the expert categories contradicts reality where the sex gap in different fields of expertise is not as pronounced as it is in news media discourse and imagery.

(See Table 12 on page 13)

Almost half (49%) of the women who appear in the news as spokespersons are identified as government officials, politicians or political leaders. Underneath this seemingly impressive statistic is the sobering finding that in fact only 19% of spokespersons in the news are women, therefore, the representation of women as spokespersons in the rest of the occupational categories is very thinly distributed.

Women providing popular opinion – the function in which they most appear – are identified as villagers/residents (24%), students (18%) and homemakers (16%). In the functions women most appear (as eye witness, popular opinion providers) they are more likely not to be identified as workers, not to be accorded a profession or not to be depicted as participants in social, economic or political life. In contrast, men are more likely to be identified as professionals in the entire range of functions in which they appear in the news, whether as 'experts', as 'spokespersons', as 'eyewitnesses' or as givers of popular opinion. Numerically the representation is highly skewed in favour of the male voice given that 75% of people speaking in the news (sources³) are men.

Age of news subjects

Monitors were asked to code the age of news subjects in print news where 'age' was explicitly mentioned within the text as well as in television news where an image of the person appeared.

Age is mentioned for 22% of female news subjects and 12% of male news subjects.

This strongly suggests that journalists are almost 2 times as likely to mention the ages of their female news subjects as they are to mention the ages of their male news subjects. An illustrative example is taken from a story in the online Croatian newspaper *Slobodna Dalmacija*. A person suspected of theft is described as a 'talkative and nice to look at 47 year old woman' despite the fact that the reporter, by his own admission, has never set his eyes on her!

A comparison between the 2005 and 2010 findings shows an increase in the percentage of female news subjects described by age in all but the highest (65 and over) and lowest (12 and under) age groups.

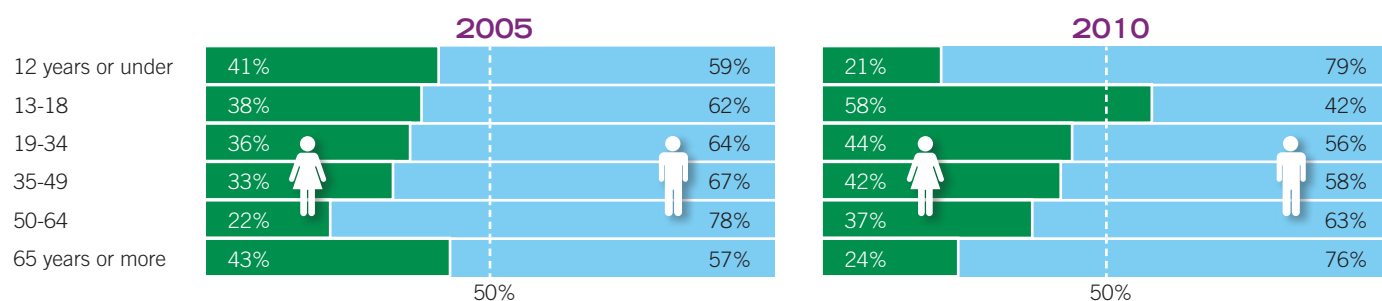
(See Table 13 on page 13)

On television, women as news subjects now outnumber men in the 19 to 34 age bracket (at 54%), an increase over the past five years when only 35% of news subjects in this age bracket were female. Men continue to predominate in all age brackets despite the closing female to male gap of persons 35 and older appearing on the screen.

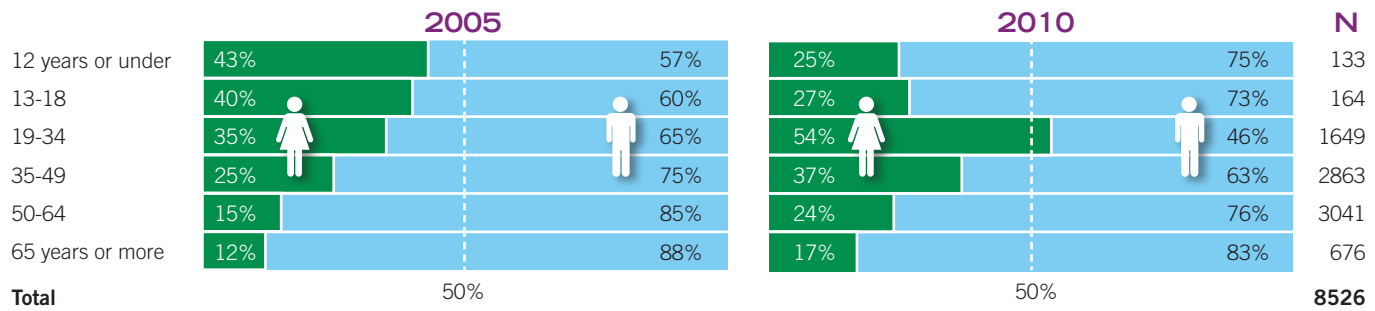
12. Functions of news subjects, by sex, by occupation: 2010.

	Spokesperson		Expert or commentator		Personal experience		Eye witness		Popular opinion		Other		Total N
	%F	%M	%F	%M	%F	%M	%F	%M	%F	%M	%F	%M	
Government official, politician	49%	53%	23%	24%	12%	23%	20%	22%	7%	14%	34%	60%	5505
Government employee, public servant	12%	12%	7%	9%	3%	4%	1%	3%	1%	7%	2%	5%	1443
Business person, executive	5%	7%	7%	9%	4%	9%	1%	9%	0%	6%	2%	2%	1103
Police, military, para-military group	2%	6%	2%	8%	2%	6%	0%	9%	1%	4%	0%	4%	879
Activist or worker in civil society organisation	10%	6%	10%	4%	2%	2%	5%	1%	1%	4%	1%	1%	861
Lawyer, judge, magistrate	3%	4%	11%	11%	1%	1%	2%	5%	1%	1%	1%	2%	795
Health or social service professional	4%	2%	12%	8%	5%	2%	3%	3%	3%	1%	0%	0%	783
Academic expert, education professional	4%	2%	11%	12%	5%	2%	4%	5%	3%	8%	7%	4%	706
Media professional, journalist	2%	1%	4%	4%	2%	1%	3%	5%	3%	1%	8%	2%	437
Villager or resident engaged in unspecified occupation	0%	0%	0%	0%	9%	8%	15%	8%	24%	18%	1%	0%	410
Tradesperson, artisan	0%	1%	0%	1%	7%	8%	8%	10%	4%	6%	0%	1%	337
Sportsperson, athlete, player, coach, referee	1%	2%	0%	2%	1%	4%	1%	1%	1%	1%	0%	2%	325
Homemaker, parent.	2%	0%	1%	0%	17%	4%	10%	1%	16%	7%	2%	0%	300
Celebrity, artist, actor, writer	1%	1%	4%	2%	6%	5%	1%	2%	3%	2%	20%	5%	265
Student, pupil, schoolchild	0%	0%	0%	0%	9%	6%	11%	3%	18%	5%	0%	0%	229
Science or technology professional, engineer	1%	0%	3%	4%	0%	1%	0%	0%	0%	1%	0%	1%	205
Office or service worker	2%	0%	3%	1%	5%	4%	7%	3%	3%	2%	2%	0%	200
Religious figure, priest, monk, rabbi, mullah, nun	0%	2%	0%	1%	1%	2%	2%	3%	0%	2%	0%	1%	189
Agriculture, mining, fishing, forestry worker	0%	1%	0%	0%	0%	3%	0%	1%	2%	1%	1%	0%	120
Child, young person (up to 18 years)	0%	0%	0%	0%	4%	2%	1%	1%	7%	5%	12%	1%	103
Retired person, pensioner.	0%	0%	1%	0%	2%	1%	2%	2%	2%	2%	0%	0%	94
Royalty	0%	0%	0%	0%	0%	0%	0%	1%	0%	1%	5%	2%	67
Unemployed.	0%	0%	0%	0%	1%	1%	1%	0%	1%	0%	1%	1%	47
Criminal, suspect.	0%	0%	0%	0%	1%	1%	0%	3%	0%	0%	0%	6%	41
Sex worker	0%	0%	0%	0%	0%	0%	0%	0%	0%	0%	0%	0%	5
TOTAL	100%	100%	100%	100%	100%	100%	100%	100%	100%	100%	100%	100%	15449

13. Age of news subjects in newspapers, by sex. 2005-2010.



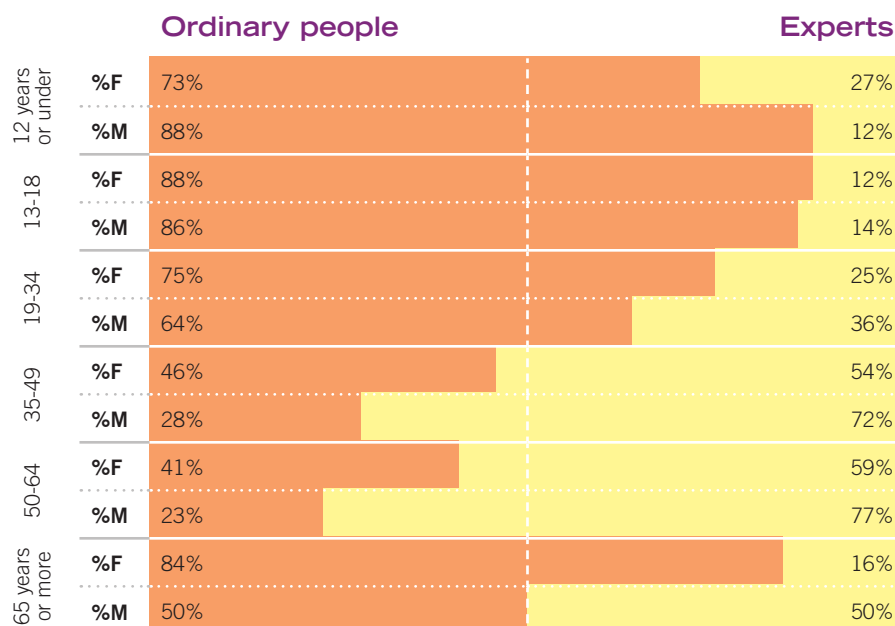
14. Age of news subjects on television, by sex: 2005-2010.



15. Age of news sources (people interviewed), by sex: 2010.

	12 years or under		13-18		19-34		35-49		50-64		65 years or more		Total N
	%F	%M	%F	%M	%F	%M	%F	%M	%F	%M	%F	%M	
Personal experience	25%	12%	8%	7%	14%	18%	31%	43%	38%	52%	4%	37%	6799
Eye witness	36%	67%	44%	49%	48%	45%	26%	15%	22%	15%	44%	30%	4147
Popular opinion	23%	5%	12%	32%	10%	8%	9%	7%	6%	4%	16%	13%	2365
Spokesperson	2%	0%	3%	7%	11%	17%	23%	28%	21%	25%	12%	13%	869
Expert or commentator	14%	15%	32%	6%	17%	11%	11%	7%	14%	4%	24%	7%	750
Total	100%	100%	100%	100%	100%	100%	100%	100%	100%	100%	100%	100%	14930

*Excluded from this chart were news sources who were not coded for age or whose age could not be determined.



The sex disparity in the functions of persons 18 years old or younger interviewed in the news is negligible; both males and females are more likely to appear as ordinary people providing views based on personal experience, as eye-witnesses or as givers of popular opinion.

The patterns change in the older age brackets, with males appearing overwhelmingly as experts, notably so in interviewees between 35 to 64 years old. Women 65 years and older are more than 5 times as likely to be interviewed as ordinary people than as experts, in contrast to men who are as likely to be interviewed as experts as they are as ordinary people. Such portrayal reinforces stereotypes on male exceptionalism as men grow older in reverse to a diminishing average or below average expertise and knowledge in the case of women as they advance in years.

Victims and survivors

The GMMP 2010 research yielded fewer news subjects described as victims (3025) than in the 2005 research (3612) despite the broadly expanded dataset from 76 to 108 countries. At the same time, the number of news subjects described as survivors did not fall as dramatically, from 1576 in 2005 to 1300 in 2010. These statistics suggest perhaps an overall reduction over the past five years in the tendency to attribute victimhood to news subjects.

18% of female news subjects are portrayed as victims in comparison to 8% of male subjects. In contrast, women are now twice as likely to be portrayed as survivors than men. While the gap between the percentage of women and the percentage of men depicted as victims remains large, it has been narrowing gradually since 1995. Remarkably, in 2010, 6% of females in contrast to 3% of males are portrayed as survivors. This is a reversal of the situation in 2005 when 4% of females compared to 8% of males were portrayed as survivors.

Closer scrutiny of the disaggregated victim categories reveals some notable changes. The percentage of females described as victims of domestic violence, assault, marital rape and murder by close family members and partners has risen from 9% five years ago to 14% in 2010. At the same time, the gap in the female to male ratio of news subjects described as survivors of domestic violence has widened almost proportionally, from 6:4 in 2005, to 13:4 in 2010. Therefore, the extent to which news media portray women as victims of domestic violence is matched by an

16. News subjects portrayed as victims, by sex: 2005-2010

	2005		2010		Number of victims
	%F	%M	%F	%M	
Accident, natural disaster, poverty, disease, illness	32%	36%	31%	32%	915
Other victim	14%	10%	19%	14%	475
Domestic violence (by spouse/partner/other family member), psychological violence, physical assault, marital rape, murder	9%	6%	14%	6%	302
Other crime, robbery, assault, murder	20%	22%	11%	17%	618
Discrimination based on gender, race, ethnicity, age, religion, ability	4%	3%	9%	8%	192
Non-domestic sexual violence or abuse, sexual harassment, rape, trafficking	7%	2%	7%	2%	123
War, terrorism, vigilantism, state-based violence	12%	21%	7%	17%	346
Violation based on religion, tradition, cultural belief, genital mutilation, bride-burning	2%	1%	1%	4%	54
TOTAL	100%	100%	100%	100%	3025
AVERAGE PORTRAYED AS VICTIMS	19%	8%	18%	8%	

17. News subjects portrayed as survivors, by sex: 2005-2010.

	2005		2010		Number of victims
	%F	%M	%F	%M	
Accident, natural disaster, poverty, disease, illness	42%	52%	35%	38%	521
Domestic violence (by spouse/partner/other family member), psychological violence, physical assault, marital rape, murder	6%	4%	13%	4%	104
Other survivor	15%	10%	13%	13%	142
Non-domestic sexual violence or abuse, sexual harassment, rape, trafficking	10%	3%	11%	1%	60
Crime, robbery, assault, murder	17%	15%	10%	12%	203
War, terrorism, vigilantism, state-based violence	10%	16%	10%	18%	182
Discrimination based on gender, race, ethnicity, age, religion	*	*	7%	9%	66
Violation based on religion, tradition, cultural belief, genital mutilation, bride-burning	n/a	n/a	1%	5%	22
TOTAL	100%	100%	100%	100%	1300
AVERAGE PORTRAYED AS SURVIVORS	4%	8%	6%	3%	

2. In Other News

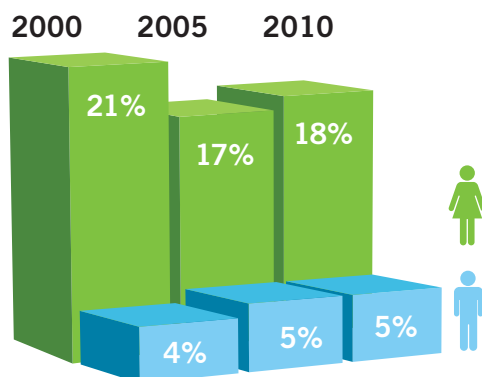
opposing depiction of women as survivors of such violence.

The percentages of both females and males described as victims of discrimination based on gender, race, ethnicity, religion, etc. have more than doubled. Interestingly, the female to male ratio of news subjects described as victims of violation based on religion, tradition, cultural belief, etc is dramatically reversed over the past five years. In 2005, 2% of female news subjects and 1% of male news subjects were described as victims of such violation. In 2010, the statistics are 1% of women and 4% of men in the news. This observation would be conclusively confirmed in a larger 'victim' sample as the dataset from 108 countries produced only 54 'victims' in this category.

Identity and family

Female news subjects are identified by family status 4 times more than male news subjects, in opposition to a tendency in reportage to disassociate men from familial responsibilities. This finding taken in contrast to the statistics on representation of news subjects in their various occupations as well as their functions in the news is revealing. Identifying women by their family status and at the same time playing down their roles and authority in their communities masks women's other identities as independent, autonomous beings, active participants in the wider society beyond the home. Evidently, taken-for-granted cultural norms are responsible for shaping our view of the world. A critical approach however calls for an

18. News subjects identified by family status, by sex: 2000-2010



interrogation of what is social-culturally constructed as 'normal'. In the same vein, these findings suggest the need for a more gender-critical approach to newsroom journalistic practice.

The overall continued patterns where women are almost 4 times as likely as men to be identified by their family status goes against efforts to assert women's autonomy as individuals with roles, rights and responsibilities in the broader society beyond the home and household. It also discursively re-draws a gender divide in familial responsibilities that in reality is being eroded by men's increasing child-care roles, as women work in paid labour outside the home.

19. News subjects by sex, identified by family status, by sex of reporter: 2010

	Female news subjects	Male news subjects
Female reporters	16%	5%
Male reporters	16%	4%

Whether a reporter is female or male makes no difference in terms of the likelihood to portray different news subjects by their family status. Family status is mentioned for 16% of female news subjects in stories by female reporters, as in stories by male reporters. Both female and male reporters are much less likely to identify male news subjects by their family status, at 5% and 4% respectively.



Denmark. B.T
Michelle Obamas kaerligheds-tips
(Michelle Obama's love tips)

This short article summarizes an interview given by US First Lady Michelle Obama to Glamour magazine – publication based in the United States of America. The article notes that readers of Glamour have voted Michelle Obama as the most important woman of the year.

The overwhelming focus on her appearance at once diminishes her position as "very important woman". To emphasize this, her role in the news story is to provide advice on 'what to look for in a man', to speak about 'what keeps her relationship with President Obama strong and stable', and to discuss her fashion style. She is the only source in the article.

The accompanying photograph which takes up a significant portion of the page is an intimate close-up shot of Michelle and Barack Obama. Although the article describes her as "important" and a "45 year- old super woman," there is no reference to her Ivy League education or her highly successful career prior to becoming the First Lady.

The story reinforces a stereotype that a woman's goal is to attract, attain and keep a man.

Patterns in describing news subjects in each of the news function categories by their family status have remained constant since 2005. Five years ago 5% of female spokespersons were identified by their family status compared to only 1% of male spokespersons. The statistics are unchanged in 2010. Five years ago 29% of females providing testimony based on their personal experience were identified as mothers, daughters, etc, while 12% of males in the same function category were described as fathers, husbands, etc. The same is true in 2010.

The encouraging change is the decline in the tendency to identify women providing popular opinion by their family status, reduced by one half from 14% in 2005 to 7% in 2010.

20. News subjects' functions and family status, by sex: 2005-2010.

	2005		2010	
	%F	%M	%F	%M
Subject	22%	8%	24%	7%
Spokesperson	5%	1%	5%	1%
Expert or commentator	3%	0%	4%	1%
Personal experience	29%	12%	29%	12%
Eye witness	22%	15%	24%	11%
Popular opinion	14%	5%	7%	5%

The findings evidence an increasing tendency to quote female news subjects in newspapers. Currently, 52% of women are quoted, a rise from 50% in 2005. Given that the absolute number of female news subjects in contrast to male news subjects is far much less (only 24%), women's direct voice in the news remains in effect quite minimal.

21. News subjects quoted in newspapers: 2000-2010.



Women are often sexualized, in some cases brutalized, are pictured as passive, domesticated, as victims or as subordinate to men. Where women do figure as subjects of photos, it is most often younger women who are portrayed.

While men are usually pictured either from the head up or fully clothed, the comparative frequency with which women's bodies are pictured in various states of undress is much higher. Front pages from around the world are populated by images of young women in sexualized poses alongside lurid headlines and sexist catch phrases, often subtly, sometimes blatantly violent. One front page from the Italian 'La Nazione' illustrates this trend in macabre fashion: a male murder suspect is pictured in a headshot above a full-body display of his victim on a beach in a bathing suit. The headline reads: 'He killed her'.

Images of women alongside suggestive titles abound. The images range from the blatantly pornographic (as the naked woman on the front page of the Hungarian newspaper 'Budapest Blikk' depicts) to the subtly suggestive (as illustrated by the frequent use of images of female models to publicize the fashion and beauty pages inside). Photos of a group of Ukrainian women protesting their government's excessive measures against the H1N1 virus by wearing face-masks and face-mask bikinis made the papers in a variety of countries, often with little contextual information about the protestors' message.


Photographs

Monitors were asked to indicate whether photographs of the subjects in the newspaper articles appeared. They were also asked to develop a gender analysis of the images if they considered them to be of special interest from a gender perspective. Photographs, news articles and the front pages of the newspapers were submitted together with the coded sheets.

The research found that 26% of female news subjects appeared in photographs, in contrast to only 17% of males. Browsing through the pages of hundreds of newspapers from around the world, an overall impression of the gendered use of visual imagery in journalism emerges.

How women and men are portrayed appears to differ considerably. It has been argued that images of women are employed in media to titillate or excite. Photos in tandem with captions and page layouts more often than not serve to reinforce gender stereotypes to varying extents.

22. News subjects photographed in newspapers, by sex: 2000-2010



2. In Other News



La Nazione, Italy



Blikk, Hungary



Dernière Heure, Belgium



The Citizen, South Africa



The Star, Kenya



The Times, Suriname



Daily Telegraph,
Daily Mail, UK



Metro Xpress,
Denmark



El Sharouk, Egypt



The Himalayan Times, Nepal



Daily News, Botswana



Le Rénovateur, Senegal



El Pais, Uruguay



Maariv, Israel



The New Zealand Herald



The West Australian Australia



Cambio, Bolivia



El Caribe, Dominican Republic

2. In Other News

Even when the captions or titles attempt to challenge stereotypes, they rely on the use of the sexualized female subject to draw attention to the article. For example, a photo in the Belgian 'La Dernière Heure' of a fashionable woman in sunglasses and smoking a cigar with a luxury vehicle in the background appears beside the headline 'Gang of bimbos taken down'. The article is about a ring of female car thieves who had been arrested. While the idea of women as car thieves might defy the stereotype of the docile female, the presentation of this news item is decidedly misogynistic and sensationalist.

The global monitoring day fell within the period leading up to the 2009 Miss Universe beauty pageant. Images abounded of various contestants, usually from the home country of the newspaper, most often pictured in the bathing-suit portion of the competition. The English contestant, Kristina Hodge, who is also a soldier in the British Army and had been deployed in Iraq, was featured in papers in at least four countries around the world, either in her army uniform or in her bathing suit, alongside captions like 'combat Barbie' (in the Belgian 'La Dernière Heure'). In the same paper, her image was featured above an article on the Kalashnikov rifle, creating a collision of two common media tropes—the female body and the violent weapon.

Very often, photos and captions of women in the news serve to reinforce a variety of stereotypes. For example, a British woman who sued her male boss for sexual harassment is pictured in an awkward stance in 'The Daily Mail' and the caption refers to her as a 'humiliated dumb blonde'. By contrast, the same story is presented in 'The Daily Telegraph' with an image of the woman dressed in a business suit prominently displayed. In 'The Himalayan Times' of Nepal, the caption of a story entitled 'risky driving' is accompanied by a photo of a woman applying lipstick behind the steering-wheel of a car, evoking a stereotype of women as dangerous drivers.

Often the placement of photos of women is juxtaposed with suggestive or sexualized titles and captions that have little to do with the woman pictured, or the women pictured have little to do with the article. 'The Daily News' from Botswana pictures a woman and man at a dinner party below the headline: 'Shun temptation – Mogae'. The woman's dress has a low-cut neckline. However, further reading reveals that the article is about the former president of the professional accountants' association asking members to avoid fraudulent accounting practices as he passes the

presidency to the woman in the photo. On the cover of the South African 'The Citizen', a cropped image shows the torso and pelvis of a seated woman beside the caption 'hooker heaven'. Inside the paper however, the picture in its entirety appears with an accompanying article that reveals the woman is a theatre actress who plays the character of a sex worker.

The front page of 'the West Australian' provides a powerful overall view of gender stereotypes, including militarized masculinity and the sexualized female. The principal story and accompanying image is of a boy holding a photo of his father in military uniform while the father looks on approvingly in the background, appearing to mimic the pose of Queen Elizabeth II of England whose portrait is visible over his shoulder. The caption states that the boy has decided to follow in his father's footsteps and join the military reserve. In the page sub-header is an image of a woman in a bathing suit announcing the fashion pages with the title 'bikini blitz.' The contrast between the young boy and his father on the one hand, and the bikini-clad woman on the other completes a picture of militarized masculinity and the sexualized female.

Beyond the overt sexualisation of women in the news through image-selection, a number of other trends in the visual representation of women can be noticed. Women are often portrayed in the background of landscape shots, working in fields or doing domestic tasks. They are nameless and appear passive, as part of the scenery. Often these are women from rural areas. In contrast, images of men in papers around the world display active figures, engaged in activities from political debates to armed combat. In a Kenyan paper 'The Star', the front page shows armed male security forces preparing to evict settlers in the Mau forest region, while inside the paper, a photo accompanying the rest of the same article shows women standing passively around their makeshift homes. An Egyptian paper 'El Sharouk' features a picture of a woman making a peace sign in public alongside a separate photo of men rioting.

In many cases women are presented as victims. After two boys drowned in Soweto, the South African newspapers 'The Citizen' and 'The Star' showed images of male rescue workers stoically removing the bodies while the tear-strewn faces of distraught women were pictured in close-up. A graphic image in 'The Times of Suriname' shows a woman lying in the street in the rain in front of a car, while bystanders stare. A news article on domestic violence in 'metroXpress' from Denmark shows a woman curled up against a wall crying, just visible between what appear to be the legs of a menacing male.

Some photos do legitimately challenge stereotypes or present gender in a new light. Such photos include women speaking to audiences while holding footballs (New Zealand 'Herald'), addressing rallies with fists raised ('The News' of St. Vincent and the Grenadines), or working in occupations not seen as traditionally 'women's work', such as a female mechanic working in an auto shop (El País of Uruguay). In 'Midi Madagasikara' (from Madagascar), two girls are pictured as chess champions who 'can beat men in chess'. A photo from Jamaica's 'Gleaner' shows a man gently holding an infant child while the caption explains he is a leader in the Youth Parliament who has initiated a movement for young parents to provide moral leadership in society.

While it is important to show images of women in non-traditional roles, the portrayal of powerful women and politicians is often subtly different from the portrayal of men. Male politicians often appear in head shots or alone at podiums above crowds, female politicians are often pictured as gendered subjects who rely on men. German Chancellor Angela Merckel appears in a variety of photos (in the Danish 'Jyllands-Posten', and the Spanish 'Las Provincias'), chaperoned by male politicians or flanked by famous past-world leaders like Mikhail Gorbachev.

News imagery that does not accurately and ethically depict the complex reality of gender and society serves only to distort reality rather than reflect it.

Summary of findings

■ **Only 24% of the people heard or read about in print, radio and television news are female. In contrast, 76% - more than 3 out of 4 – of the people in the news are male.**

This is a significant change from 1995 when only 17% of the people in the news were women. Despite a slow but overall steady increase in women's presence in the news over the past 10 years, the world depicted in the news remains predominantly male. This picture is incongruent with a reality in which at least one half of the world's population is female. On the one hand the pace of increase in women's visibility in the news has been maintained over the past decade, evidencing a persistently slow but constant pace of progress over the last ten years. On the other hand, the rise in women's visibility stems largely from increased presence in topics of lower priority on the news media agenda, and much less in stories of high priority such as those pertaining to politics/government.

■ **Women's presence in foreign news has increased to match their presence in local news.**

Between 1995 and 2005 women were most visible in local stories in comparison to those of a national or foreign scope. This trend is disrupted in the fourth GMMP where women's visibility in foreign stories has increased to match their visibility in local stories. Further, the rate of increase of women's presence in foreign stories during the past 5 years corresponds to the rate noted in the preceding period 2000 to 2005. This finding may be in synchrony with women's increasing prominence at the global level although the extent to which increases in media portrayal accurately reflect real world changes is questionable given GMMP findings on under-representation of women in several areas.

■ **News continue to portray a world in which men outnumber women in almost all occupational categories, the highest disparity being in the professions.**

The proportion of female news subjects identified, represented or portrayed as workers or professionals over the past 10 years has risen in some occupational categories. Notwithstanding this, the sex gap remains high especially in the professions. 69% of news subjects portrayed as educators are male, 69% of health professionals, 83% of legal professionals and 90% of scientists. Out of 25 occupational categories, women outnumber men in only 2: news subjects presented as homemakers (72%) and those presented as students (54%). The picture seen through the news becomes one of a world where women are virtually invisible as active participants in work outside the home.

■ **As persons interviewed or heard in the news, women remain lodged in the 'ordinary' people categories, in contrast to men who continue to predominate the 'expert' categories.**

Women are inching closer to parity as people providing popular opinion in the news, at 44% of persons interviewed in the news in this capacity compared to 34% in 2005. Women's presence as persons speaking based on personal experience, as spokespersons (people representing or speaking on behalf of others) and as experts (those providing comment based on specialist knowledge), has improved appreciably. Despite the gains, only 19% of spokespersons and 20% of experts are women. In contrast, 81% of spokespersons and 80% of experts in the news are male.

■ **Journalists are almost twice as likely to mention the ages of their female news subjects as they are to mention the ages of their male news subjects.**

Age is mentioned for 22% of female news subjects and 12% of male news subjects in newspapers.

■ **18% of female news subjects are portrayed as victims in comparison to 8% of male subjects. In contrast, women are now twice as likely to be portrayed as survivors than men.**

While the gap between the percentage of women and the percentage of men depicted as victims remains large, it has been narrowing gradually since 1995. Remarkably, in 2010, 6% of females in contrast to 3% of males are portrayed as survivors. This is a reversal of the situation in 2005 when 4% of females compared to 8% of males were portrayed as survivors.

■ **Female news subjects are identified by their family status 4 times more than male news subjects.**

This finding taken in contrast to the statistics on representation of news subjects in their various occupations as well as their functions in the news is revealing. Identifying women by their family status and at the same time playing down their roles in their communities masks women's other identities as independent, autonomous beings, active participants in the wider society beyond the home.

■ **52% of women in the news are quoted, up from 50% in 2005.**

Women are slightly more likely to be quoted (52%) than men (50%). This is a shift from five years ago when men were more likely to be quoted (53%) than women (50%). However, given that the absolute number of female news subjects in contrast to male news subjects is far less (only 24%), women's direct voice in the news remains in effect quite minimal.

■ **26% of female subjects in newspapers appear in photographs, in contrast to only 17% male.**

A qualitative analysis of photographs appearing in newspapers during the global day of monitoring found that while men are usually pictured either from the head up or fully clothed, the comparative frequency with which women's bodies are pictured in various states of undress is much higher.

1 Where stated, differences are statistically significant at the 95% confidence interval meaning that the possibility they occurred purely by chance is only 1 in 20.

2 Research compiled in 2010 by the the Inter-Parliamentary Union, the international organization of parliaments shows that 19% of parliamentarians across the world are women. <http://www.ipu.org/wmn-e/world.htm>

3 'News sources' are defined as the people interviewed in the news and do not include people who the news is about.

3. Delivering The News

Overview

52% of stories on television and 45% of those on radio are presented by women. The average combined total (49%) is less than half of all stories on television and radio, dropping 4 percentage points since 2005. This statistic is similar to the year 2000 level, and lower than 15 years ago when 51% of news stories were presented by women.

(See Table 23)

For stories reported across television, radio and newspapers, the percentage of those by female reporters is exactly similar to that registered in 2005, that is 37%.

The percentages rose across all three mediums combined up until 2005. The statistics for radio are noteworthy for the sharp rise between 2000 and 2005 (from 27% to 45% of stories reported by women), followed by a dramatic 8 percentage point drop during the following 5-year period. The negative change on radio between 2005 and 2010 accounts for the stagnation in the overall average statistic found in 2010.

The regional breakdown shows a pattern of overall decline during the decade from the year 2000 in the percentage of stories by female presenters and reporters in all but three regions – Europe, Asia and

Latin America. The change in Europe is statistically insignificant while in Asia there was a slight increase. Latin America is exceptional in achieving an appreciable increase, from 28% in 2000 to 38% in 2010, a statistic that is however below the 42% global average.

(See Table 24)

Presenting the news

Overall, 52% of stories on television and 45% of those on radio are presented by women.

Studying the regional statistics for radio, we find that Europe and the Middle East are the only regions in which the number of stories presented by women is equal to that presented by men. Sex disparities exist in all other regions, falling below the global average of 45% and registering the largest gaps in the Caribbean (only 16% of stories on radio are by women) and in Latin America (29%).

The regional statistics for television show that the Caribbean region followed by Asia exceed parity in the ratio of stories presented by women to those presented by men. 60% of stories in Caribbean television newscasts are presented by women, and 52% in Asian television newscasts. All other regions fall below the global average of 52%, with the largest gaps being in the Pacific (only 26% of stories presented by women) and in North America (32%).

(See Tables 25 and 26 on page 23)

Five years ago, only 7% of stories with presenters between 50 and 64 years old had female newscasters. The statistic at present is 51%, suggesting a possible achievement of numerical parity with male presenters in the same age bracket. Supplementary research is necessary in order to confirm whether this is indeed the case.

23. Stories by female presenters and reporters: 1995-2010.

	1995	2000	2005	2010	TOTAL N
Female presenters (Male and Female)					
Radio presenter	n/a	41%	49%	45%	4040
Television presenter	n/a	56%	57%	52%	3999
TOTAL PRESENTERS	51%	49%	53%	49%	8039
Female reporters (Male and Female)					
Newspaper reporter	25%	26%	29%	33%	4693
Radio reporter	n/a	28%	45%	37%	1514
Television reporter	n/a	36%	42%	44%	3339
TOTAL REPORTERS	28%	31%	37%	37%	9546

24. Stories by female presenters and reporters, by region: 2000-2010.

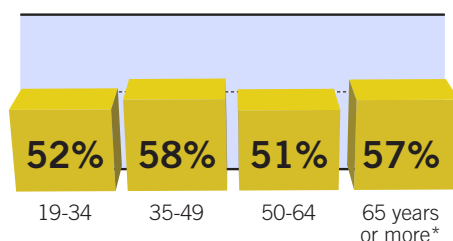
Region	2000	2005	2010	Total N
Africa	36%	41%	34%	1658
Asia	42%	49%	44%	3729
Caribbean	41%	41%	34%	897
Europe	40%	42%	41%	7244
Latin America	28%	38%	38%	2328
Middle East	47%	41%	46%	991
North America	46%	48%	35%	407
Pacific	49%	50%	35%	751
TOTAL			42%	18005

25. Stories presented on radio and television, by region, by sex of announcer/presenter: 2010.

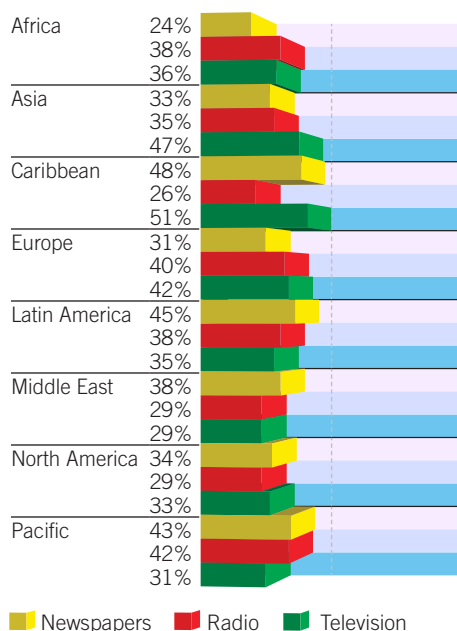
	RADIO			TELEVISION		
	Female	Male	N	Female	Male	N
Africa	34%	66%	447	44%	56%	505
Asia	43%	57%	1137	52%	48%	1881
Caribbean	16%	84%	434	60%	40%	252
Europe	50%	50%	2126	44%	56%	3063
Latin America	29%	71%	805	41%	59%	1037
Middle East	50%	50%	501	44%	56%	349
North America	42%	58%	91	32%	68%	132
Pacific	44%	56%	184	26%	74%	368
TOTAL	45%	55%	5725	52%	48%	7587*

*Statistics for radio from Canada only. No radio newscasts were monitored in the U.S.A

26. Stories presented on television by female announcers, by age of announcer/presenter: 2010.



27. Stories by female reporters, by region, by medium : 2010.



Reporting the news

Closer scrutiny of the regional breakdown of news stories by sex of reporter by medium shows a common pattern. Across all mediums in all regions, stories by women comprise less than 50% of the total number of those reported, with the exception of stories on television in the Caribbean. In most regions, women report between 20% and 40% of all news stories. The Caribbean leads with the highest proportion of stories by newspaper female reporters (48%) as well as by female reporters on television (51%). The Pacific is interesting given that at the same time, the region lags behind in the proportion of stories by female reporters on radio, at 26%.

The Pacific region leads as the region with the highest proportion of stories on radio reported by women, at 42%. The region however is not much ahead of Europe where 40% of radio stories are reported by women, Africa (38%) and Latin America (38%).

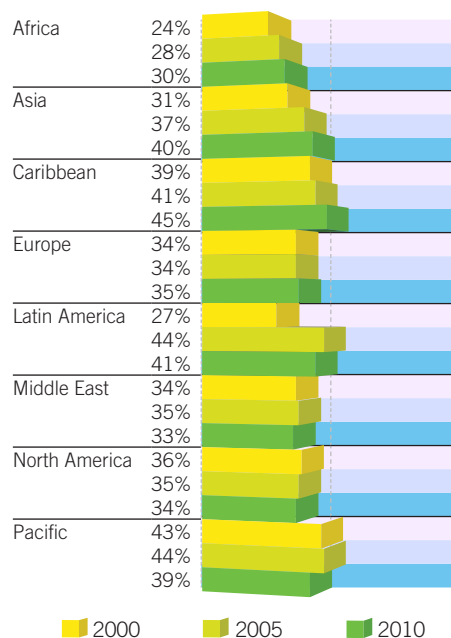
(See Table 27)

Further scrutiny of the regional breakdown across the period 2000 to 2010 reveals improvement in the percentage of stories by female reporters in most regions. Latin America's impressive performance is repeated here, the region having made exceptional strides from 27% of stories reported by women in 2000 to 41% in 2010. Africa improved as well from 21% to 30%, although well below the 37% world average and lagging behind all other regions on this indicator. The Caribbean leads at 45% of stories reported by women. We see a regression in the Pacific region

which may be due to the larger sample size in 2010 that is perhaps more reflective of the region at present.

Overall, there was no repeat of the narrowing of the sex gap registered between 2000 and 2005; the world percentage of stories reported by women remains at 37%, a finding exactly similar to the one uncovered five years ago.

28. Stories by female reporters, by region: 2000-2010.



Studying the breakdown by topic we find that the percentage of stories reported by women compared to those reported by men has increased over the past decade in all major topics except 'science/health'. The changes range between 3 to 11 percentage points, the highest increase being in stories on 'celebrity/arts'. Nonetheless, stories by male reporters continue to exceed those by female reporters in all topics.

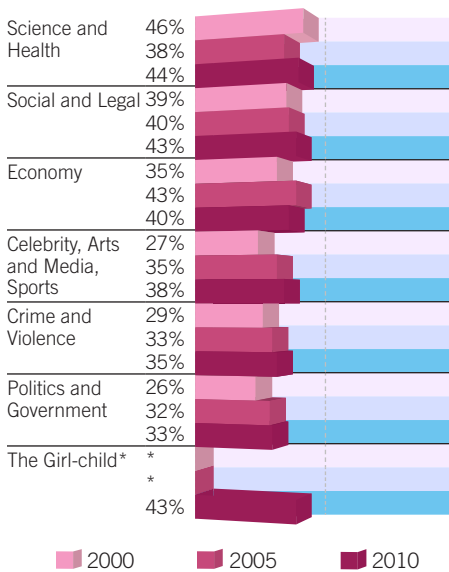
Under 4 major topics, the order in how likely stories are to be reported by women has reverted back to the order uncovered in 2000 when this indicator was first measured. Stories under the major topics politics/government and crime/violence have remained least likely to be reported by women. Inversely, those under science/health and social/legal are still most likely to be reported by women. Reflecting back to the finding that the former two topics are placed highest on the hierarchy of news media agenda priorities, we may conclude that the probability for stories accorded high news value by newsroom decision

3. Delivering The News

makers to be assigned to female reporters is much lower than the probability of stories accorded lowest priority to be assigned to women.

Monitors were asked to code the scope of the story, that is, whether it pertained to local, national or foreign events. Stories

29. Stories by female reporters, by major topics: 2000-2010.

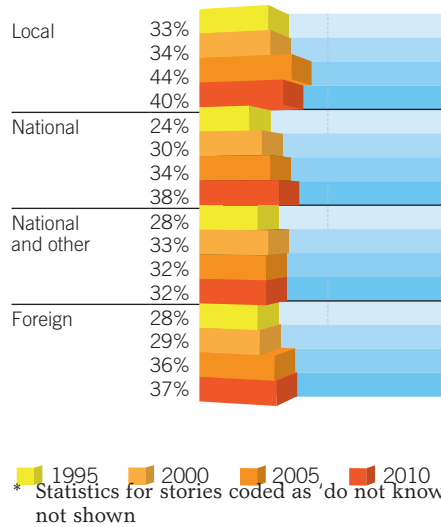


* This category contained fewer than 1% of the total number of stories in the GMMP. This was not a separate topic in 2000 and 2005, hence the statistics are not available.

pertaining to events in which the country and others – such as those of a regional focus – were coded as ‘national and other’.

To some extent, foreign and national stories are now just as likely to be reported by women as are local stories. 40% of local stories are reported by women, 38% of national stories and 37% of foreign stories. This situation is different from 5, 10 and 15 years ago when a higher percentage of local news was reported by women than news of a broader scope. Therefore, while the divides between local, national and foreign stories are becoming blurred in terms of the percentage of stories assigned to female reporters, the high reporter sex gap continues across the entire range of stories.

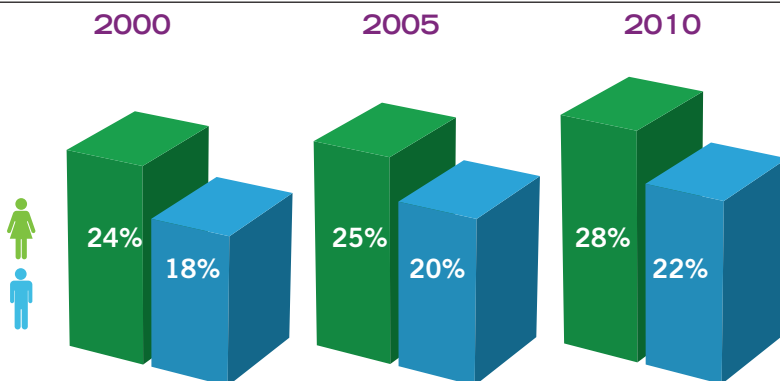
30. Stories by female reporters, by scope: 1995-2010.



in the cluster of reporters between 50-64 years old has also risen remarkably, from 17% in 2005 to 40% currently. This encouraging finding would need to be conclusively confirmed through supplementary research.

Overall, the findings suggest that ground has been gained in the higher age brackets. Interestingly, the statistic pertaining to the 19-34 age bracket has fallen well below parity. In 2005, 52% of stories by reporters in this age group were reported by women while now, only 39% are by female reporters. This fact, despite the gains, has resulted in a situation where stories by female reporters are now outnumbered by those by male reporters in all age brackets.

31. Female news subjects, by sex of reporter: 2000-2010

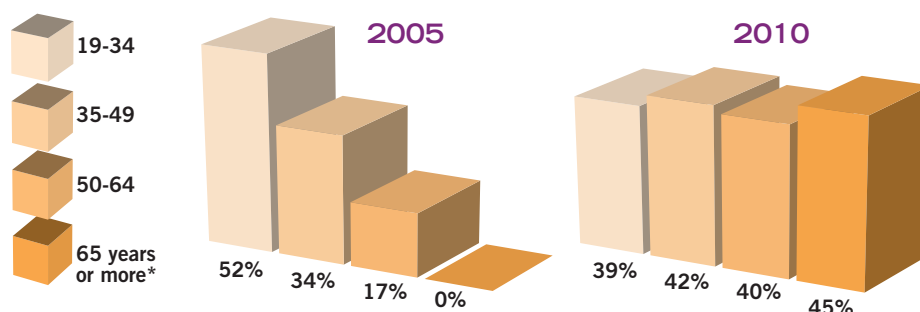


* Not shown: Other sources (transgender, transsexual, each showing less than 0.2% for female and male reporters), and sources that could not be classified.

Stories by female reporters contain more female news subjects than stories by male reporters. This trend has persisted over the past 10 years. In 2000, 24% of news subjects in stories by female reporters were female, in contrast to only 18% in stories by male reporters. Currently, the statistics stand at 28% and 22% respectively. These figures reflect an extremely slow rate of progress during the decade towards more gender-balanced journalism.

Five years ago 34% of stories by reporters in the 35-49 age bracket were filed by women, compared to 42% of stories in 2010. The proportion of stories by women

32. Stories by female television news reporters, by age of reporter: 2005-2010.



* Only 1 reporter (male) 65 years and older in 2005

Special commentary by Amie Joof

The prevailing approach to journalism in a newsroom determines how gender-responsive the final output will be, where 'approach' is taken as the interaction between several aspects. These aspects include the editorial policy, the editor's level of gender awareness and commitment, assignment of stories, the story angle, the interviewing techniques, the language employed, the choice of images, the amount of space allocated to issues of concern to marginalized groups (of which women are a substantial majority) as well as ethical and quality assurance in news coverage.

The GMMP 2010 research has found some positive changes in the dimensions of gender in the news media studied. However, that the changes are small points to a number of possible contributory factors. My commentary concentrates on factors within newsrooms and the news production process itself.

The questions that readily come to mind are: What is the nature of the production routines and processes in the media houses? Who oversees these processes, and what positions do women and men occupy? Are women in positions of influence? Do newsrooms have a directory of women experts who can serve as sources of news? Do newsrooms have guidelines that will enhance their reporting of gender issues? Are there mentoring programmes on gender and development reporting in the media houses? Are there effective monitoring and evaluation mechanisms in the media houses to ensure fair gender portrayal

and improve gender balance both in the newsroom and in journalistic practice?

To begin, newsroom editors, features editors, and senior reporters who are mostly male, are ordinarily responsible for assigning stories to reporters and journalists. Work allocation within media houses is not always based on competence in covering certain areas; stereotyping in the distribution of stories persists. Female journalists continue to cover what are termed as 'soft' stories such as culture, health and other social issues rather than reporting what may be seen to be more challenging topics, such as politics, business, technology, science, elections and finance. Rarely are female journalists considered to be 'grand reporters'.

Further, it is important for newsroom decision makers to be conscious of the need for gender balanced reporting and to be mentors who can guide their colleagues in producing more gender-fair coverage. As leaders who oversee the news production processes, it is vital that they recognise the value of improving the reporting skills of their journalists from a gender perspective, which in turn will improve the overall quality of reportage. Newsroom decision makers need to constantly remind reporters during editorial meetings and before assignments of the importance of paying attention to high professional standards, ethics and creativity, where gender-balance and fairness are integral components of professionalism.

In a different scenario, a reporter may be gender sensitive and may provide

progressive, gender-balanced stories but does not have the final say on the editorial judgments. Taking the case of Africa where generally the majority of media gatekeepers, editors and senior reporters are male, certain prejudices about gender in media content do not occur by accident. These prejudices are reflected in the way assignments are distributed, who covers what story, the way stories are re-written and edited, what sources reporters are referred to, and the perspectives that are seen as important and that should be retained, just to mention a few. In fact, the lack of diversity in voices in the news reflects the status quo in society where reliance on stereotypes that are part of our shared culture remain, giving more voice to men than women as sources and purveyors of information and knowledge. Most of the voices in the news are male and given the ways in which newsrooms are run, the primary objective is to get the story regardless of the fact that sources can be diversified.

Another area worth reflecting on is the complex nature of media houses. Most media houses have units/sections and or desks that deal with different aspects of programming such as education, features/and or documentaries, sports, the newsroom, drama, etc. Experience shows that at times there is little or no coordination between the different units and sections, particularly within the news rooms. In places where the news room and the production units do not work together to produce quality reports, there

3. Delivering The News

are bound to be missed opportunities in gender coverage. This is particularly true of the broadcast and print news media where the events-driven nature of news production practice coupled with the need for rapid results leads to missed opportunities to incorporate gender or even rights' perspectives during coverage. How to link gender as a common thread cutting across development issues whether it is education, health, human rights, poverty, good governance, democracy, elections, HIV and AIDS, reproductive health or economic issues remains a challenge for the media.

Gender concerns are relegated to magazine, discussions, features or documentary programmes in broadcast media. At times, magazine programmes targeting a largely female audience are erroneously referred to as 'gender programmes'. Experience with media houses in Africa reveals an impression that 'gender' is synonymous with 'women'. This suggests an inadequate comprehension about the concept and the impact of skewed power relations on social progress. Media audiences have come to expect news columns or broadcasts about 'gender' to focus on 'women's issues'. This observation suggests the need for mainstreaming gender in media houses to be a management decision requiring the full support of the gatekeepers in newsrooms, the production units/departments and other segments of media houses.

Related to this is the level of awareness and knowledge about gender issues, gender protocols and what they imply, and institutional commitment to gender-balanced reportage. Where awareness is low, stories will tend to reinforce gender stereotypes rather than challenge them. Where awareness is high and there are in-house gender policies, guidelines, materials and resources, the tendency will be to produce stories that will challenge gender stereotypes, highlight gender equality or inequality and even utilise national gender equality policies or human and women's rights legal instruments as bases for programming and news content. Most media houses lack resource materials and policy guidelines that can serve as guide for reporters.

A gender-supportive in-house policy framework in isolation is not sufficient; it needs to be backed by a systematic training programme that may consist of short formal training sessions with in-house coaching and mentoring activities, taking into account the newsroom structure, dynamics, staff and other requirements. Training should begin in journalism training institutions and continue within the media houses. Journalist training institutions on their part have a responsibility to review curricula, to incorporate gender into teaching, develop the relevant training resources and encourage students to embark on research in gender and media issues. Mainstreaming gender in media training and journalism education will build journalists' capacities to challenge the stereotypes that continue to relegate women to the background and ensure gender-just news media coverage. As well, it will enhance the skills and capacity of trainers and lecturers to teach journalism that is aware and responsive to concerns about gender-based inequality and discrimination. Finally, in-house plans should spell out indicators to monitor impact in terms of not only quantity, quality and diversity of voices but also the periodicity of stories and programmes on gender-equality issues.

Such a holistic approach will bridge the gap that exists between the gate keepers and decision makers on the one hand and the reporters and producers on the other, and can gradually help transform media practice. Most media houses and journalists unions and associations do not have structured and systematic training plans or mentoring programmes with a well integrated gender component for their workers and or members.

Training and sensitisation of editors, reporters and journalists is a *sine qua non* to address stereotypical reportage. If we consider media houses that have rare examples of gender-aware reportage, we note some contributory factors. Of prime importance is political will from the highest level. Taking again an illustration from Africa, we find a strong correlation between what transpires at the national level in terms of policies and programmes on gender and development in line with the Beijing Platform for Action, the African Union (AU) Protocol on the rights of women, protocols on gender and development and other instruments and the manner in which media report gender and development issues. At the national and regional levels, most governments

have ratified and adopted all the protocols mentioned. Yet the protocols have not been domesticated to a significant extent due to reservations on some articles especially those hinging on culture, tradition, religion and customary laws. In some instances, the provisions in the protocols are in contradiction with the national laws, resulting in policies with glaring gaps. What this implies is a lack of political will to put in place or implement gender policies effectively and resistance to change, not only from power holders, but from a predominantly patriarchal society in general. The media being part of that same society follows suit, with attitudes and perspectives that are reflected in and through media coverage and in-house culture. This explains, to some extent, the biases and stereotypes portrayed through the media in coverage. The media mirrors society to the extent that reportage and practices echo the bias and discrimination taking place in real, lived experiences.

The level of training and education are closely linked to recruitment, career development and advancement as well as the ability to professionally contest gender injustices within media houses, unions and associations. This has an impact on opportunities for women to occupy positions of leadership and decision making. Gaps in these factors combined result in the perpetuation of the status quo of male dominated leadership positions in media institutions, unions and associations. The cycle is reproduced when media owners assign positions of responsibility to men rather than women, the most common reason cited being a prejudice against women's other responsibilities in their families. That women occupy few leadership positions in media institutions limits the possibilities available to them to influence content in favour of women or gender-equality concerns.

The GMMP results and analysis support an argument for the establishment of gender policy and reporting guidelines backed by effective monitoring and evaluation in media houses in order to contribute to increasing fair, balanced and ethical reporting. To this effect, training and sensitisation of editors, reporters and *journalists remain sine qua non*.

Summary of findings

■ **For stories reported on television, radio and newspapers, the percentage of those by female reporters is exactly similar to that registered in 2005, that is 37%.**

The percentage of stories by female reporters across all three mediums combined rose until 2005. The statistics for radio are noteworthy for the sharp rise between 2000 and 2005 (from 27% to 45% of stories reported by women), followed by a dramatic 8 percentage point drop 5 years later. The negative change on radio between 2005 and 2010 accounts for the stagnation in the overall average statistic found in 2010.

■ **52% of stories on television and 45% of those on radio are presented by women.**

The average total of stories on television and radio presented by women is 49%, less than half of the total number of stories on both mediums combined, a 4 percentage point drop since 2005 and lower than in 1995 when the statistic was 51%.

■ **More stories on television are presented by older women now than 5 years ago**

Five years ago, only 7% of stories by presenters between 50 and 64 years old had female newscasters. Currently, 51% of stories by presenters in this age bracket are presented by women, suggesting a possible achievement of numerical parity with male presenters of the same age. Supplementary research is necessary in order to confirm whether this is indeed the case.

As well, the percentage of stories by female reporters in the older age brackets has increased. Five years ago 34% of stories by reporters between 35 and 49 years old were filed by women. The statistic has risen to 42% in 2010. The proportion of stories by women in the cluster of reporters between 50-64 years old has also risen remarkably, from 17% in 2005 to 40% currently. Again, supplementary research is essential to conclusively confirm this possible trend.

■ **Since the year 2000 the percentage of stories reported by women compared to those reported by men has increased in all major topics except 'science/health'. Nonetheless, stories by male reporters continue to exceed those by female reporters in all topics.**

The changes range between 3 to 11 percentage points, the highest increase being in stories on 'celebrity/arts'. Men report 67% of stories on politics/government, 65% of stories on crime/violence and 60% of stories on the economy. The percentage of stories on science/health reported by women declined sharply between 2000 and 2005 from 46% to 38%, a decline that was followed by an increase to 44% in the subsequent 5-year period that nevertheless has not been sufficient to bring the proportion back up to the level noted a decade ago.

The statistics strongly suggest that stories accorded high news value by newsroom decision makers are least likely to be assigned to female reporters, while those accorded lowest priority will most likely be assigned to female reporters.

■ **Foreign and national stories are now reported by women almost to the same extent as local stories.**

This situation is different from the period 1995 to 2005 when local stories were more likely to be reported by women than those of a broader scope. 40% of local stories are reported by women, 38% of national stories and 37% of foreign stories. Thus, while the divides between local, national and foreign stories are becoming blurred in terms of the percentage of stories assigned to female reporters, the high reporter sex-gap continues across stories of all scopes.

■ **Stories by female reporters contain more female news subjects than stories by male reporters.**

This trend has persisted over the past 10 years. In 2000, 24% of news subjects in stories by female reporters were female, in contrast to only 18% in stories by male reporters. Currently, the statistics stand at 28% and 22% respectively.

The statistics reflect an extremely slow rate of progress during the decade towards more gender-balanced journalism.



GMMP Monitors, Ethiopia

4. News Content

Women's centrality in the news

The concept of 'women's centrality' in the news refers to the extent to which women 'make the news' in a significant way. While most of the people whose actions and opinions are reported in the news are male, women do sometimes appear as a central focus in some stories. One example is stories that deal with matters that affect women in particular ways, for instance stories about glass ceilings for women in employment, or, stories about African grandmothers' burden of care for children orphaned by AIDS.

The GMMP research found that women are central in only 13% of all stories, which nevertheless is a statistically significant improvement from the 10% finding in 2005.

There has been no improvement however over the past 5 years in the likelihood of stories to focus centrally on women in social/legal, crime/violence and celebrity news. In news on 'politics/government', women are now central 13% of stories compared to 8% in 2005; in 'science/health' from 6% in 2005 to 16% in 2010, and in stories on 'economy', from 3% to 11%.

(See table 33 on page 29)

Even though the propensity of economic stories that focus centrally on women has increased by almost 4 times, important sub-topics such as those on economic policies and the rural economy are among those with alarming percentages of stories in which women are not central. Under both sub-topics, over 95% of stories do not focus centrally on women.

The 2010 findings evidence a visible difference in reporting patterns between female and male reporters unlike in 2005 when no real difference was detected on this indicator. Looking closely at the personnel behind the stories we find that women are central in 13% of stories by female reporters in contrast to 10% of stories by male reporters, revealing a significant difference in reporting patterns.

Gender (in)equality in the news

Slight progress is observed in the proportion of news stories highlighting issues of gender equality or inequality. In 2005, 4% of stories highlighted inequality issues, compared to 6% currently.

Some regions have improved remarkably. Latin America is noteworthy for tripling the proportion of such stories, from 4% in 2005 to 12% in 2010. North America and the Caribbean were leading at 5% in 2005. They now fall in second and third place respectively having achieved double the figures registered five years ago. The seeming progress in reportage in the Middle East from 1% of stories highlighting (in)equality issues in 2005 to 4% in 2010 may in fact be a truer representation of the region: the rise in the number of participating countries from only 2 in 2005 to 6 in 2010 could account for the new finding that is close to the 6% global average.

Other regions have either stagnated or regressed as in the case of the Pacific that fell 2 points from 3% in 2005 to only 1% currently. The decline in the Pacific however, may be explained by the larger sample size from the increased number of participating countries from the region, in turn suggesting a finding that may be more regionally representative at present.

(See table 34 on page 30)

In 2005 women reported 47% of stories found to raise inequality issues with the remainder 53% being reported by men. These findings are more or less similar to the 2010 research results. In 2005 women reported 36% of the stories that did not highlight an aspect of inequality and male reporters 64%. The status quo is maintained in 2010.

The stagnation in the world averages implies that overall journalistic patterns in reportage have remained unchanged. That said, the regional breakdown shows variations between female and male reporters.

(See tables 35 and 36 on page 30)

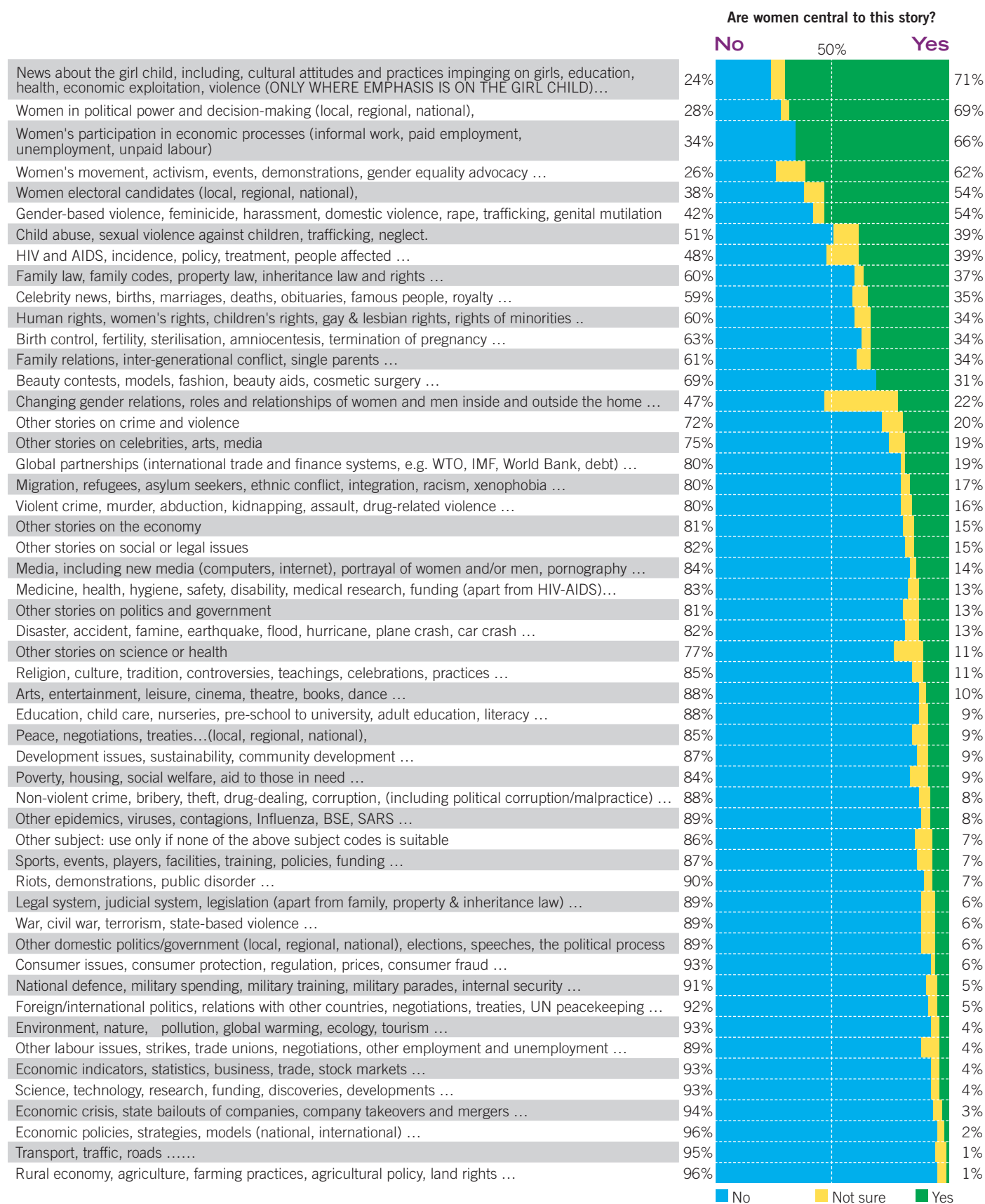
Breaking down the 2010 data by region reveals varying patterns. In Africa, Europe and Latin America, stories by female reporters are more likely to raise issues of gender equality or inequality than stories by male reporters. In Africa 7% of stories by female reporters compared to 4% by male reporters evoke (in)equality issues. In Europe the statistics are 7% of stories by women and 3% of stories by men while in Latin America the findings are 12% and 10% for female and male reporters respectively. The difference noted in North America is statistically insignificant while none at all was found in Asia and the Middle East. The Caribbean region is striking in that stories by male reporters (18%) are to a larger extent more likely to highlight (in)equality issues than stories by female reporters (10%).

Looking at the female to male ratio of news subjects in stories where issues of gender equality are raised, we find wildly differing patterns. In the Caribbean the female to male ratio of people in stories where gender (in)equality issues are raised is 1:2. The gaps in Asia, the Pacific, North America and Europe are much narrower, at an average of 5:6. In the Middle East the ratio is enormous: only 3 in every 10 individuals in stories highlighting (in)equality are male.

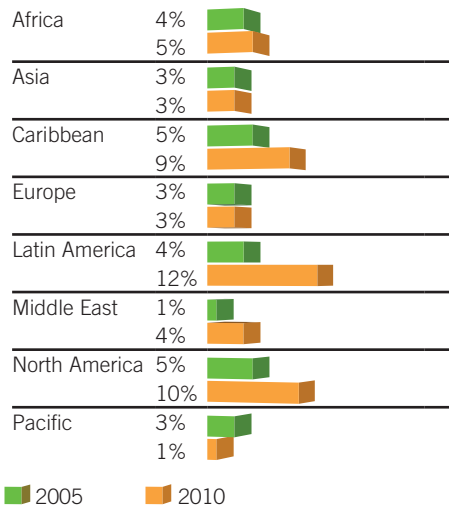
(See table 37 on page 30, and table 38 on page 31)

It is not surprising to find that stories explicitly about women, such as those on birth control and on women's economic participation are high on the list (ranked in descending order) of stories that highlight issues of gender (in)equality. 39% of stories on birth control highlight gender inequalities and 31% of those on women's economic participation. Minimal proportions of stories under themes of concern to women from a gender equality perspective in fact highlight (in)equality, for instance, only 3% of stories on domestic politics, 3% on poverty and 2% on education.

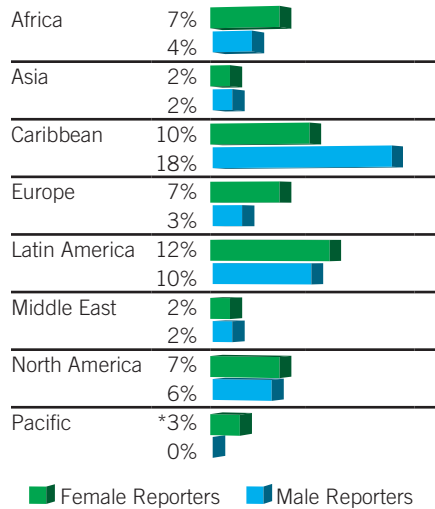
33. Women's centrality in the news: 2010.



34. Stories where issues of gender equality or inequality are raised, by region: 2005-2010.



36. Stories where issues of gender (in)equality are raised, by region, by sex of reporter: 2010.

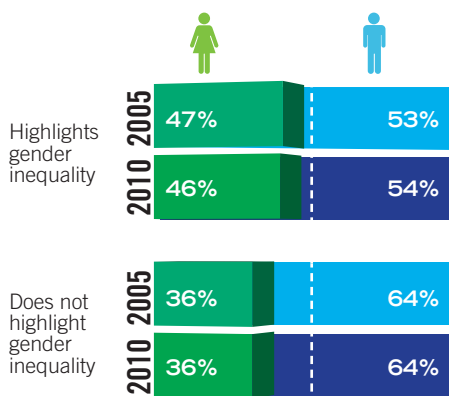


* Only 1% of stories from the Pacific region on the global monitoring day were found to highlight gender equality issues, hence this statistic should be interpreted with caution.

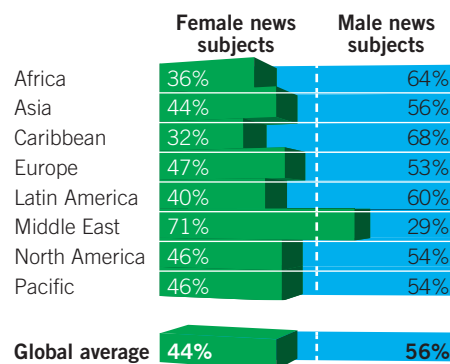
Scrutiny of the list of stories by rank reveals that the major topics 'science/health' and 'social/legal' contain higher proportions of stories that highlight (in)equality issues, than topics in which women have historically been marginalized, namely 'politics' and 'the economy'. The first concern is that these topics are accorded relatively little space in the news in contrast to the other major topics. Thus, the overall impact of the stories in these topics that do indeed highlight inequality issues is in fact quite minimal within the larger news context.

The second and perhaps more serious concern is that the relatively smaller proportions of stories that highlight inequality issues in topics in which women have historically been marginalized in real, lived experiences, namely 'politics' and 'the economy', means that no challenge is offered to the status quo. The dearth of stories that challenge stereotypes in these topics implies a continued propagation of inequalities as well as lost opportunities to raise public awareness and encourage debate on these issues.

35. Stories where issues of gender (in)equality are raised, by sex of reporter: 2005-2010.



37. Stories where issues of gender (in)equality are raised, by region, by sex of news subject: 2010.



38. Whether stories raise issues of gender (in)equality: 2010.



*Not shown: statistics for the response 'don't know' and for stories classified as 'other' under each of the major topic areas.



Title of article: At ovulation, women have the propensity for cheating on their partners

Source: *Gândul*

Country: Romania

Summary: The story reports on the results of two American research projects that have examined the impact of menstruation and ovulation on women's infidelity. The article is first mentioned on page 1. The longer version of the article is placed in page 12 within the health section.

Analysis: The title of the article blatantly stereotypes women by stating that infidelity among women is instigated by reproductive hormones. The title does not indicate that this is from a research study. Three sources are quoted in the article. Two are men and one is a woman. The sources opinions are presented in a balanced manner by the author as 'credible', 'non-sexist', and 'scientifically proven'.

The reporter uses a variety of terms typical of women's identity such as: menstruation, fertility, ovulation, and sexual attraction. Although the title of the article presents the outcomes of

the studies (most likely to turn reader's attention to the subject) in the article the author uses a lot of modal verbs of probability – "may" "should" "would" – which means that the results of the study cannot be generalized.

The accompanying photograph is of a woman wearing a short black dress and stilettos. The photo stereotypes women as sex symbols. The researchers suggest that the high level of women's hormones during ovulation increases women's libido, not their beauty. The photograph is meant to reflect this line of thinking.

Conclusion: The stereotype that ovulating women are unfaithful enhances public perceptions that there are major differences between women's fidelity in relationships. It suggests that female hormones severely contribute to infidelity. As a result, women are more unfaithful than men. This is a stereotype which also suggests that because men do not ovulate, they are less likely to cheat.

Gender stereotyping in the news

Monitors were asked to classify stories into (1) those that reinforce gender stereotypes (2) those that challenge such stereotypes and (3) those that neither challenge nor reinforce stereotypes. Stories that challenge stereotypes include those that overturn common assumptions about women and men in terms of their attributes, traits, roles or occupations. Inversely, stories that reinforce stereotypes will reinscribe the generalized, simplistic and often exaggerated assumptions of masculinity and femininity in a given cultural context.

The results of the 2010 monitoring are starkly different from those obtained in 2005 in view of the efforts made to develop a shared understanding of the 'stereotypes' concept. Feedback from monitors who participated in the 2005 research revealed that while they were able to identify many more news items that contained stereotypes, they were unable to code properly because of lack of clarity on this question. The question was sharpened in 2010 and pictorial examples of 'stereotyping' added. Considerable training was provided as well as constant, collective virtual and in-person exchanges about the concept, how to identify 'stereotypes' and how to respond to the question. Multi-level training was provided, from a global training workshop, to several regional workshops, to national workshops and the smaller local monitoring teams' training. Given the diversity of 'stereotypes' in different cultural contexts, monitoring team leaders were encouraged to identify and discuss examples exhaustively with monitors in preparation for the coding.

46% of the stories monitored reinforced gender stereotypes, almost eight times higher than stories that challenged such stereotypes (6%). The 6% statistic is small however it is double the figure found in 2005, implying an increase in tendencies in news reportage to challenge stereotypes during the past five years.

(See table 39)

The largest percentages of stories that reinforce stereotypes pertain to crime/violence, celebrity and political news. Considering this in light of the finding that these topics combined occupy almost 60% of the news media agenda, their overall contribution to reinforcing stereotypes is high. Inversely, if economic and political news stories in particular were to be reported in a less stereotypical manner, their overall contribution to gender-just news content would be transformative.

With the exception of stories on the girl child, 'social/legal' news contains the highest proportion (8%) of stories that challenge stereotypes. This topic however occupies only 9% of the space in the news.

All regions have made progress in the past five years on the proportion of stories that clearly challenge stereotypes. Latin America however deserves special mention for its impressive performance, and now leads as the region with the highest percentage of stories that challenge stereotypes (13%) after a quadruple increase since 2005. The Middle East leads as the region with the highest percentage of stories that reinforce stereotypes at 81%, followed by Africa at 77%.

(See table 40)

7% of stories reported by women challenge stereotypes, in contrast to 4% of stories by male reporters. 35% of stories by female reporters reinforce stereotypes compared to 42% of stories reported by men.

These statistics evidence a sex disparity in reporting patterns; the probability of stories by female reporters to challenge stereotypes is higher than that of stories by male reporters. Stories by women are also less likely to reinforce stereotypes than those reported by men.

(See table 41 on page 34)

With the exception of North America, the sex disparity in reporting patterns is visible in the regional breakdown particularly in the Caribbean and Middle East regions. In the Caribbean, stories by female reporters are almost 5 times as likely as those by male reporters to challenge gender stereotypes while in the Middle East they are 7 times as likely. Stories by female

39. Stories and gender stereotypes, by topic: 2010.

Topic	Reinforces stereotypes	Clearly challenges stereotypes	Neither challenges nor reinforces	N
Crime and Violence	51%	5%	44%	3233
Celebrity, Arts and Media, Sports	48%	6%	45%	1712
Politics and Government	46%	5%	49%	4522
Economy	43%	4%	53%	2869
Science and Health	43%	5%	52%	1495
Social and Legal	40%	8%	51%	2079
The Girl-child**	20%	33%	46%	37
Global average and total	46%	6%	49%	15947*

* Excluded statistics for 'other topics' and the response 'don't know'

** The seemingly impressive results should be interpreted in light of the fact that stories classified under the 'girl child' topic will more often than not be female-centered.

40. Stories and gender stereotypes, by region: 2010.

Topic	Reinforces stereotypes	Neither challenges nor reinforces	Clearly challenges stereotypes	
Africa	77%	18%	5%	
Asia	42%	53%	5%	
Caribbean	39%	55%	6%	
Europe	46%	49%	4%	
Latin America	30%	57%	13%	
Middle East	81%	14%	4%	
North America	61%	30%	9%	
Pacific	10%	88%	2%	

41. Gender stereotypes in reportage, by sex of reporter: 2010.

Topic	Reinforces stereotypes	Neither challenges nor reinforces	Clearly challenges stereotypes
Female	35%	55%	7%
Male	42%	51%	4%

* Comparison with the 2005 research is not possible due to efforts made in 2010 methodology to increase precision and clarity on the question pertaining to this indicator.

42. Gender stereotypes in reportage, by sex of reporter, by region: 2010.

	Female reporters			Male reporters		
	Reinforces	Neither	Challenges	Reinforces	Neither	Challenges
Africa	75%	15%	10%	78%	18%	4%
Asia	39%	50%	11%	43%	54%	3%
Caribbean	35%	51%	14%	40%	57%	3%
Europe	46%	46%	8%	46%	50%	3%
Latin America	29%	50%	21%	31%	59%	10%
Middle East	64%	21%	14%	85%	13%	2%
North America	60%	29%	11%	61%	30%	9%
Pacific	12%	84%	4%	9%	90%	1%

reporters in the Middle East are visibly much less likely to reinforce stereotypes than those by male reporters. In North America not much difference is detected between stories by female reporters and those by male reporters.

(See table 42)

Patterns in news stories that clearly challenge stereotypes are similar to those noted in stories highlighting aspects of gender (in)equality. Stories specifically on women such as women’s economic participation, women in political power and birth control are more likely to challenge stereotypes than those on topics sometimes uncritically assumed to impact women and men equally, such as politics, the economy, national defence and trade. In fact, these topics do indeed have repercussions that inordinately impact women.

High proportions of stories on peace (64%), development (59%), war (56%), and gender-based violence (56%) reinforce gender stereotypes. The greater proportion of news items on important topics such as education (63% of stories) and family law (63%) appear to be neutral, neither challenging nor reinforcing stereotypes. Neutrality however veils and serves to perpetuate subtle or unquestioned gender bias, compounding the overall effect stereotypical reportage has in cementing discrimination.

Gender, media and women’s human rights

Rights: Proponents for gender-just media contend that human and women’s rights are relatively invisible in mainstream news content.¹ The GMMP research purposed to discover the extent to which journalists exploited opportunities presented in news stories to raise awareness on legal instruments in place designed to protect human and women’s rights.

The research found that only 10% of the stories monitored quoted or referred to relevant local, national, regional or international legal instruments on gender equality and/or human rights.

This finding suggests that numerous stories miss the opportunity to create awareness on instruments enacted to protect human rights, women’s rights or gender equality, supporting the observation on the relative invisibility of rights in mainstream news content.

43. Gender stereotypes in story sub-topics: 2010.

Topic	Reinforces stereotypes	Neither reinforces nor challenges	Challenges stereotypes
Changing gender relations, roles and relationships of women and men inside and outside the home ...	42%	15%	43%
Women's participation in economic processes (informal work, paid employment, unemployment, unpaid labour)	36%	22%	42%
News about the girl child, including, cultural attitudes and practices impinging on girls, education, health, economic exploitation, violence (ONLY WHERE EMPHASIS IS ON THE GIRL CHILD)...	20%	46%	33%
Family relations, inter-generational conflict, single parents ...	21%	47%	32%
Birth control, fertility, sterilisation, amniocentesis, termination of pregnancy ...	49%	22%	30%
Women in political power and decision-making (local, regional, national),	38%	33%	29%
Human rights, women's rights, children's rights, gay & lesbian rights, rights of minorities ..	47%	29%	24%
Family law, family codes, property law, inheritance law and rights ...	16%	64%	21%
Media, including new media (computers, internet), portrayal of women and/or men, pornography ...	31%	52%	17%
HIV and AIDS, incidence, policy, treatment, people affected ...	38%	46%	16%
Women electoral candidates (local, regional, national),	38%	47%	15%
Child abuse, sexual violence against children, trafficking, neglect.	44%	43%	13%
Women's movement, activism, events, demonstrations, gender equality advocacy ...	26%	61%	13%
Beauty contests, models, fashion, beauty aids, cosmetic surgery ...	58%	29%	13%
Religion, culture, tradition, controversies, teachings, celebrations, practices ...	52%	38%	9%
Gender-based violence, feminicide, harassment, domestic violence, rape, trafficking, genital mutilation	56%	35%	9%
Rural economy, agriculture, farming practices, agricultural policy, land rights ...	45%	46%	9%
Other stories on crime and violence	57%	34%	9%
Celebrity news, births, marriages, deaths, obituaries, famous people, royalty ...	52%	40%	8%
Other stories on politics and government	54%	38%	8%
Other stories on celebrities, arts, media	41%	51%	8%
Migration, refugees, asylum seekers, ethnic conflict, integration, racism, xenophobia ...	35%	57%	7%
Violent crime, murder, abduction, kidnapping, assault, drug-related violence ...	52%	41%	7%
Riots, demonstrations, public disorder ...	36%	58%	6%
Science, technology, research, funding, discoveries, developments ...	41%	53%	6%
Poverty, housing, social welfare, aid to those in need ...	49%	46%	5%
Education, child care, nurseries, pre-school to university, adult education, literacy ...	32%	63%	5%
Peace, negotiations, treaties...(local, regional, national),	64%	30%	5%
Other stories on social or legal issues	31%	64%	5%
Economic crisis, state bailouts of companies, company takeovers and mergers ...	49%	47%	4%
War, civil war, terrorism, state-based violence ...	56%	40%	4%
Arts, entertainment, leisure, cinema, theatre, books, dance ...	49%	47%	4%
Sports, events, players, facilities, training, policies, funding ...	49%	47%	4%
Other stories on the economy	39%	57%	4%
Disaster, accident, famine, earthquake, flood, hurricane, plane crash, car crash ...	48%	49%	4%
Medicine, health, hygiene, safety, disability, medical research, funding (apart from HIV-AIDS)...	39%	58%	3%
Foreign/international politics, relations with other countries, negotiations, treaties, UN peacekeeping ...	44%	53%	3%
Environment, nature, pollution, global warming, ecology, tourism ...	46%	50%	3%
Other domestic politics/government	45%	52%	3%
Transport, traffic, roads	36%	61%	3%
Economic policies, strategies, models (national, international) ...	53%	44%	3%
Development issues, sustainability, community development ...	59%	38%	3%
Legal system, judicial system, legislation (apart from family, property & inheritance law) ...	44%	53%	3%
Other labour issues, strikes, trade unions, negotiations, other employment and unemployment ...	52%	46%	3%
Economic indicators, statistics, business, trade, stock markets ...	36%	61%	3%
Consumer issues, consumer protection, regulation, prices, consumer fraud ...	36%	62%	3%
Other subject	58%	39%	2%
National defence, military spending, military training, military parades, internal security ...	46%	52%	2%
Other epidemics, viruses, contagions, Influenza, BSE, SARS ...	41%	57%	2%
Non-violent crime, bribery, theft, drug-dealing, corruption, (including political corruption/malpractice)	52%	46%	2%
Other stories on science or health	45%	54%	1%
Global partnerships (international trade and finance systems, e.g. WTO, IMF, World Bank, debt) ...	42%	57%	1%
Global average and Total N	46%	49%	6%

*Not shown: statistics for the response 'don't know'.

44. News stories citing gender equality or human and women's rights instruments: 2010.

Region	% stories
Africa	13%
Asia	8%
Caribbean	9%
Europe	9%
Latin America	5%
Middle East	22%
North America	21%
Pacific	2%
Global average	10%

The Middle East and North America news produced the highest proportions (in over 20% of stories). News in the Pacific and Latin American regions had the lowest proportions at 2% and 5% of stories respectively.

The Latin American findings are noteworthy in light of the region's exemplary performance in other indicators of journalistic practice monitored in the GMMP, that is, as the region with the highest proportion of stories that challenge gender stereotypes as well as stories that highlight gender (in)equality issues. While there is no direct correlation between the indicators, evoking legal provisions on human rights can potentially raise awareness on legal recourses in the event of discrimination or injustice, including gender injustice.

The Millennium Development

Goals (MDGs): The eight Millennium Development Goals were adopted in the year 2000 as a framework to guide development upto 2015, the target year by which the goals should be achieved. The overarching goal is to reduce absolute poverty by half for the world as a whole, with gender equality and women's empowerment said to be cutting across each goal.² The MDG development paradigm however has been the subject of feminist critiques on numerous fronts, among them, the failure to integrate gender perspectives in all eight goals.³ The GMMP research attempted to uncover, from a gender lens, patterns in media reportage on issues related to the MDGs.

On one indicator of gender-aware media, the research found that only 8% of stories on poverty focus centrally on women, 9% of stories on education, HIV and AIDS (39%), environment (4%) and 19% of stories on global partnerships (MDGs 1, 2, 6, 7 and 8 respectively).

On a second indicator– the extent to which stories highlight gender inequality – the study found only 3% of stories on poverty, education (2%), HIV and AIDS (25%), environment (3%) and 1% of those on global partnerships highlight gender (in) equality issues.

On a third indicator, the study found that only 5% of poverty stories, education (5%), HIV & AIDS (16%), environment (3%) and global partnerships (1%) clearly challenge gender stereotypes.

Out of the 5 MDGs selected, reportage on HIV and AIDS was found to be the most gender-responsive in the context of the GMMP research world average statistic.

It is highly probable that the emphasis placed on the gender dimensions of HIV and AIDS including work done to encourage gender-aware HIV and AIDS media reportage are to be credited for the encouraging results. At the same time, it is possible that media have as well been proactive in highlighting gender issues in HIV and AIDS reportage as a result of the general increased public awareness. What this suggests then are openings for both media and civil society in general to address inadequacies in understanding the MDGs from a gender perspective, to bring gender concerns about the MDGs to the forefront of public debate.

45. GMMP 2010 results on selected Millennium Development Goals.

% Stories with Women as a Central Focus

MDG 1. Poverty	8
MDG 2. Education	9
MDG 6.HIV and AIDS	39
MDG 7.Environment	4
MDG 8.Global partnerships	19

% Stories Highlighting Gender (In)Equality

MDG 1. Poverty	3
MDG 2. Education	2
MDG 6.HIV and AIDS	25
MDG 7.Environment	3
MDG 8. Global partnerships	1

% Stories Challenging Gender Stereotypes

MDG 1. Poverty	5
MDG 2. Education	5
MDG 6.HIV and AIDS	16
MDG 7.Environment	3
MDG 8. Global partnerships	1

Special commentary by Nidya Pesántez C.

News and the formation of thinking

Reflection on the role of media in the construction of social imaginaries – or the values, institutions, laws commonly held in a given society – necessitates a consideration of the power of mass media, their capacity to influence social thinking, and their ability to shape behaviours.

Media's power resides in two aspects that are two sides of the same coin: the first, the media's capacity to pose their 'truths' as absolute truths and, the second, the limited ability of media audiences to confront and question media messages.

When audiences read a newspaper, watch a television news bulletin, or listen to a radio newscast, they generally accept what is presented as 'truth'. The level of this acceptance is reversely proportional to the level of knowledge of the person or society. In other words, the greater a person's or society's knowledge about their realities, of their surroundings, and the firmer their worldviews, the less they will accept a media news item as 'truth'. Inversely, the lower a person's or society's knowledge about their realities, the more likely they will be to accept the media's representation of 'truth'.

Unfortunately, individuals and communities today draw from fewer sources of knowledge and information on the reality in which they live. We dedicate less time to interpersonal interactions that could help us better understand ourselves, we read fewer books and spend less time learning from nature. We have become more dependent on the media to understand life and to know our own realities.

What is presented in the mass media progressively and rapidly transforms into *the truth*. In other words, it morphs into the 'reality' around us, even when this 'reality' is far removed from our daily lives, even when it is constructed by purposively selected facts, focused and mediated by editors or news executives. From this perspective, the messages produced and disseminated by the mass media intermix with the happenings of our daily lives, constituting a frame of reference, reflection and conceptualisation of what is real, creating our worldview of the social 'ideal'.

Let us consider 3 statistics from the fourth GMMP, 31 years after the ratification of the Convention on the Elimination of All Forms of Discrimination Against Women (CEDAW) in 1979. Only 24% of people in the news are female even though women constitute at least half of humanity, only 13% of the news centrally focuses on women and a staggering 46% of stories reinforce gender stereotypes. The evidence gathered points to news media support of a social imaginary that excludes and discriminates against women. As we know, exclusion and discrimination are pillars of subordination.

Thinking in action: behaviours and habits

Media's representation of reality normalizes the exclusion of girls and women; they remain at the periphery of news despite the fact that for several decades now women have inserted themselves into public spaces that were once exclusively male domains. For instance, the flexibilization of labour led women to waged employment outside the home in addition to their unpaid work in the home. Public spaces are where events that make the news happen.

Social behaviours, actions and attitudes are governed by a mass 'common sense' – the *social imaginary*. Given the role of gender-unfair, gender-imbalanced news as a constitutive element in the maintenance and reinforcement of a social imaginary that excludes, discriminates against and subordinates women, we will subsequently, also to an equal measure, adopt behaviours, actions and attitudes that exclude, discriminate and subordinate.

When women are perceived to be merely one quarter of humanity as the 24% statistic of women's presence in the news shows, the logical consequence is media representation that fails to advocate specifically on behalf of women. Further, if gender inequality issues are not evoked in important issues in the news, the result is evident: actions and concerns about inequality take a back seat on the public agenda.

When women and men are portrayed through gender stereotyped lenses, this impacts the behaviours, actions and attitudes of society, in turn impacting

societal development, the exercise of gender equality and women's rights. For example, girls and women will have fewer possibilities to secure access to education in comparison to boys and men for different stereotypical reasons. A female student who becomes a mother is expected to abandon her studies to fulfil her maternal duties, in particular if no one else is available to care for the child. The standards for a male student who becomes a father are different – he is free to complete his studies, find a job and continue on his life's trajectory. The young mother meanwhile has few possibilities of finding decent employment whereas she has to assume the economic support role for her child, even though this role is not part of the stereotype.

The social imaginary views the public space as exclusive to men, with women as intruders occupying spaces that they lack the knowledge, capacities and character to reside in. Within this parameter, when a woman is violated in the public space, the event does not generate social uproar. She is obliged to demonstrate that her behaviour before the violation occurred adhered to the female stereotype in compliance with the societal expectations.

Women's marginality in the news media, be it due to their relative absence from the content, the type of news considered worthy of dissemination, or the role they play in the news, is illustrative of their minimal importance or relevance in the public and media sphere. In such a way that, when women suffer violence within the home, social behaviour does not repudiate the aggressor, but rather seeks the 'reason' that motivated the event.

Continuing to reinforce such human behaviour will distance us further away from the path of development, democracy, justice, and peace. Change is possible only if our imaginaries are transformed. Monumental steps need be taken to construct media messages that shape alternative, more empowering, more equitable understandings of our societies.

Summary of findings

■ 13% of all stories focus specifically on women.

This is a statistically significant change from the 10% found in the 2005 research. In 3 of the major topics there is no improvement since 2005 in how likely stories are to focus centrally on women. The exceptions are 'politics/government' where women are now central in 13% of stories compared to 8% in 2005; in 'science/health' from 6% in 2005 to 16% in 2010, and in stories on 'economy', from 3% to 11%.

■ Only 6% of stories highlight issues of gender equality or inequality.

However this is a slight positive change from 2005 when 4% of stories were found to contain discussion or evoke issues of gender (in)equality. The findings show impressive change in Latin America where such stories have tripled over the past five years.

In Africa, Europe and Latin America, the incidence of stories that raise (in)equality issues is higher for female than for male reporters. By contrast, stories by male reporters in the Caribbean are twice as likely to highlight (in)equality as those by female reporters.

46% of stories reinforce gender stereotypes, almost eight times higher than stories that challenge such stereotypes (6%).

Over 50% of stories on 'crime' reinforce stereotypes, followed closely by celebrity and political stories. That two of these topics occupy significant space on the news agenda implies that their impact on reinforcing stereotypes is monumental.

Of all the topics, 'social/legal' stories most often challenge stereotypes than stories on any other topic. The low priority of this topic on the news agenda minimizes its overall impact on increasing non-stereotypical news content.

■ Stories by female reporters are visibly more likely to challenge stereotypes than those filed by male reporters, they are also less likely to reinforce stereotypes than those reported by men.

7% of stories reported by women challenge stereotypes, in contrast to 4% of stories by male reporters. 35% of stories by female reporters reinforce stereotypes compared to 42% of stories reported by men. These statistics evidence sex disparity in reporting patterns on this indicator.

News media in all regions generally have made progress in outputting stories that challenge stereotypes. The most impressive change is in Latin America where such stories have more than quadrupled in the past 5 years. Latin America now has the highest percentage of stories that challenge stereotypes (13%) while the Middle East has the highest percentage of those that reinforce stereotypes.

■ High proportions of stories on peace (64%), development (59%), war (56%), and gender-based violence (56%) reinforce gender stereotypes.

The greater proportion of news items on important topics such as education (63% of stories) and family law (63%) appear to be neutral, neither challenging nor reinforcing stereotypes. Neutrality however veils and serves to perpetuate subtle or unquestioned gender bias, compounding the overall effect stereotypical reportage has in cementing discrimination.

■ Out of 5 selected Millennium Development Goals (MDGs), reportage on HIV and AIDS was found to be the most gender-responsive from a world average standpoint.

A close look at reportage on issues related to five Millennium Development Goals (MDGs), namely, poverty, education, HIV and AIDS, environment and global partnerships (MDGs 1, 2, 6, 7 and 8

respectively) shows that news on HIV and AIDS is the most gender-responsive in the context of the GMMP research world average. A comparison of findings on 3 indicators – women's centrality in the news, stories that highlight gender equality and stories that challenge gender stereotypes – across the five topics shows exceptional positive results in news on HIV and AIDS. It is highly probable that the emphasis put on the gender dimensions of HIV and AIDS including work done to encourage gender-aware HIV and AIDS media reportage are to be credited for the encouraging results. At the same time, it is possible that media have as well been proactive in highlighting gender issues in HIV and AIDS reportage as a result of the general increased public awareness. What this suggests then are openings for both media and civil society in general to address inadequacies in understanding the MDGs from a gender perspective, to bring gender concerns about the MDGs to the forefront of public debate.

■ Only 10% of stories quote or refer to relevant local, national, regional or international legal instruments on gender equality and/or human rights.

This finding suggests that numerous stories miss the opportunity to create awareness on instruments enacted to protect human rights, women's rights or gender equality, supporting an observation by gender and communication groups on the relative invisibility of human/women's rights in mainstream news content.

- 1 Discussion at the WACC global consultative meeting on gender and media, Cape Town. 2008
- 2 The Millennium Development Goals Report, 2008. United Nations.
- 3 See for instance Carol Barton's essay in Women's movements and gender perspectives on the Millennium Development Goals in Civil society perspectives on the Millennium Development Goals. UNDP

5. Who Makes The News In Cyberspace?



Introduction

Internet news is a crucial addition to the GMMP in view of the increasing importance of the World Wide Web as a news medium. In fact, the Internet is displacing traditional news mediums in technologically advanced countries, if the newspaper closures in some countries in favour of their online versions are a reliable indicator.

Existing research has studied the ways in which women use ICTs to create their own news or to mobilize politically, both locally and trans-nationally.¹ Other studies have provided feminist critiques of the globally expanding structures of the media and information and communication technologies (ICTs) industries, including their role in reinforcing existing power relations in society based on patriarchy and capitalism.² There appears to be a vacuum however in empirical work on gender in internet news; preparatory research for the GMMP uncovered one published work on gender in online news content, a research report on three U.S.-based internet news sites³. The fourth GMMP's Internet news monitoring pilot project may perhaps be the first cross-cultural research on gender in online news. The project responds to the question on the extent to which online news replicates patterns of gender portrayal and representation observed in traditional media.

In order to design the study, it was important to first understand the structure of the internet and the content of web-based news.

We begin by recognizing that great divides exist in access to the internet and to ICTs between the global north and the global south. This uneven diffusion and adaptation of ICT products and access to the internet characterised as the 'digital divide' operates both between and within countries and is manifested along geographic, gender, racial and class lines. Whilst a lot has been written about ICTs deepening existing inequalities between industrialized and developing countries, the "digital divide" is also

present in technologically advanced countries, where internet-use still does not figure prominently in the lives of many citizens⁴. In many regions of the world, particularly in Africa, South-East Asia and Latin America, internet use is still not widespread; news media audiences rely on the traditional print and broadcast mediums for news.⁵ Further, there is debate surrounding the gender-gap in patterns of access to, and use of ICTs.

A number of caveats to the novelty of internet news content must be mentioned. The advent of the internet inspired visions of a futuristic world characterized by the democratic production and sharing of news and information. The potential for user-generated content, particularly by women, to promote gender-balanced perspectives in communication was celebrated by many.⁶ The reality of internet-news content has been somewhat less transformative. Already by the year 2000, it was noted that 'online journalism is a modern instrument of traditional information'.⁷ Even in the age of user-generated content and 'social media sites' like Twitter and Facebook, traditional media houses and news agencies dominate the provision of news and information. This suggests that internet content and consumption, despite its potential to transcend national contexts, remains surprisingly localized. According to Thorsten Quandt, 'the World Wide Web is not as 'global' as we might believe, at least when it comes to news. The content is very much limited by the traditional, national context and the (expected) interests of the users'.⁸ Further, while content for news websites is sometimes originally produced for the web, some GMMP online news monitors observed content that was more or less identical to the print parent publications.

It was with this background that the pilot project was introduced and the monitoring methodology developed. The study was designed to monitor only major internet news providers in selected countries characterized by high internet connectivity and usage.

Online international news on
10 November 2009

Internet News Monitoring Methodology

Monitors in 25 countries were invited to participate in the internet news monitoring pilot research. The countries had been selected on the basis of their high global per-capita internet access as recorded in the 2009 UN Human Development Indicators report. The final number of participating countries is 16. The international news websites coded covered all regions worldwide.

46. Participating countries and number of news websites monitored

China	5
Japan	5
Malaysia	4
Taiwan	5
Jamaica	3
Austria	3
Denmark	6
Estonia	5
Germany	4
Netherlands	1
Norway	3
Sweden	7
Iceland	5
Australia	8
New Zealand	6
Canada	6
International media	8

Only major national or local news websites were selected for coding – many of which are associated with major media houses in each country. For global networks that supply international news but also provide their countries of origin with international as well as domestic news, monitors in the respective countries coded only the national or domestic news web pages. Content from wire services, specialty information sites, blogs, or newsfeeds was not coded.

In view of the frequent changes made to online content throughout a day as older news is updated, replaced or archived, the monitoring team coordinators made decisions about the time during which coding would take place. The decisions were based on contextual knowledge such as the average population's 'news habits' or patterns in accessing online news or

the time of day when fresh content was uploaded. Monitors saved screenshots and kept records of the stories in order to locate them again easily in the event that the website contents changed before the coding had been completed.

Generally 12 to 14 news items or stories from the home page and news sections of the media websites were monitored. For each news item, information was provided about the website, the story (including multi-media components), the journalists, the people in the story, and an analysis of the story. For each news item, specific information about the website of origin was provided, including the site name, the internet address or URL, date and time accessed and country of origin.

Research on use patterns between the print and on-line versions of two Dutch newspapers found few differences in the amount of news available and the way internet users read and retained the news (D'Haenens et al. 2004). While there were more articles on-line, their smaller size meant that the overall amount of news available was larger in the print versions. What was significant was the manner in which on-line news allows readers to choose the order in which they access stories and the amount of time they spend reading the front page: the home page of the electronic news contained more information than the first page of the printed versions. The home page allowed readers to browse and click on news that caught their attention, which they would read in whole or in part, before returning to the home page. Given this, the GMMP internet news monitoring guide classifies story placements into 'layers' or the location of the news item on the website. Articles on the home-page are on the first layer, those located one mouse-click from the home-page are on the second layer of the website, and those two clicks away from the home page are considered to be on the third layer. Stories found beyond the third layer of a site were not coded.

The internet news agenda

The Internet news agenda matches the one observed in traditional media; stories on crime/violence, politics and the economy dominate online news at 25%, 21% and 19% of the space respectively. Similar to the case of traditional news media, social/legal and science/health news take a back seat in on the Web, each occupying a mere 9% of the space.

47. Main topics in internet news: 2010.

	% share	N
Crime/violence	25%	267
Politics/Government	21%	226
Economy	19%	199
Celebrity, Arts and Media, Sports	14%	150
Social/legal	9%	100
Science/health	9%	93
Other	2%	21
Girl child*	0%	1

Total** **100%** **1057**

*denotes less than 1%;

48. Main topics in Internet news by sex of subject: 2010

	Female	Male
Celebrity, Arts and Media, Sports	23%	77%
Politics/Government	17%	83%
Science/Health	33%	67%
Crime/Violence	22%	78%
The Girl-child	70%	30%
Social/Legal	32%	68%
Economy	24%	76%
Global Average	23%	77%

Women's presence in online news is just as dismal as in the case of traditional news media. Only 23% of the news subjects in the sample websites were female, a finding that suggests that the historic underrepresentation of women in traditional news media has been carried over into the virtual world.

In all topics except the 'girl-child', women comprise between 17% and 33% of news subjects, with stories on science/health containing the highest proportion (33%) and politics/government the lowest (17%).

(See table 48 on page 40)

The sex-disaggregated findings on patterns in portraying news subjects as victims are comparable between 'new' and 'traditional' media. 16% of female online news subjects are depicted as victims in contrast to 5% of the male news subjects. To express the statistics differently, in online news women are more than 3 times as likely as men to be portrayed as victims. The rate is higher than in traditional news mediums albeit not statistically significant. Within the category of female news subjects depicted as victims, 35% are victims of domestic violence, 19% of accidents/disaster/poverty, and 4% of violation based on religion/culture. Within the category of victim male news subjects, 28% are victims of crime, 23% of accidents and 2% of non-domestic sexual violence.

(See table 49 on page 42)

News subjects in photographs and multimedia

Still images, audio, animation, video and other multimedia content are employed to attract and retain the attention of online audiences. Monitors were asked to indicate, for each news subject coded, whether the person was featured in visual multimedia accompanying the story. 26% of female news subjects were in the photos and multimedia clips, compared to 21% men.

The findings show that news subjects in international news websites are featured in multimedia content far more frequently than news subjects in national websites. This is not surprising given the resources available to international media to develop, host and maintain such content. Multimedia features accompanying international news web stories contain almost twice or more of the sample average on this indicator, at 47% and 50% respectively of female and male news subjects.

While the sex gap in the relative proportions of news subjects in multimedia content is low in the case of international media, a gap is non-existent in Swedish online news media. Swedish news websites contain equal proportions (27% each) of female and male news subjects. The 2009 UN Human Development Report lists Iceland as the country with the highest per capita internet users, it has a small population size and is among the least densely populated countries in the world. Although Icelandic internet news produced the lowest absolute number of news subjects in multimedia content relative to the rest of the sample, this was the only country in which more than one half of female news subjects (56%) were featured in such content.

Overall, female news subjects were featured more frequently (63%) than their male counterparts in visual multimedia and images in 10 out of 16 of the countries in the sample.

(See table 50 on page 42)

Reporters in online news

Only 36% of the news stories in the sample were reported by women, compared to 64% of stories by men. Again we see a replication of the situation in traditional media where stories reported by men grossly exceed those reported by women. The number of stories reported by men surpass those reported by women in all major topics, notably so in news about the economy where 64% is reported by men, in news on crime/violence (69% by male reporters) and celebrity/arts/media/sports news (75% by male reporters). Tentative comparisons with the global averages on reporters in traditional media show remarkably higher percentages of stories by female online reporters on politics/government and social/legal news: 42% of political stories on the internet are by women, compared to 33% of the same in traditional print and broadcast media. 47% of online social/legal news is reported by women, compared to 43% of the same in traditional media. In the remainder major topics except for science/health, there are far fewer online stories by female in contrast to male reporters than in print, television and radio news. Even in celebrity/arts/media/sports news, only 25% of online stories are by female reporters compared to the global average of 38% in traditional media.

These findings point to two conclusions.

First, the dominance of male reporters in traditional mainstream news media is replicated in online news and is even more prominent in economic, crime/violence and celebrity news.

A comparison of the findings with those from the print, television and radio news in the same countries reveals a statistically significant difference.⁹ 41% of stories in traditional mainstream media in the countries participating in the internet pilot were by female reporters, in sharp contrast to the 36% of online news stories.

Second, female reporters on politics/government are more likely to get stories published on the Internet than in traditional news media, if the striking positive difference in contrast to television, radio and print news is a reliable indicator. This is good news for female reporters given the historical trends of gross reporter sex imbalance in political stories in traditional media – a topic that is of prime importance on the news media agenda.

(See tables 51 and 52 on page 43)

Stereotypes and marginality in online news

42% of the online news stories were found to reinforce gender stereotypes, only 4% challenged them and the majority 54% neither reinforced nor challenged stereotypes. These findings echo the situation in traditional mediums: in both cases, stories are between 8 to 9 times more likely to reinforce than to challenge stereotypes.

(See table 53 on page 44)

Of all news topics, political news online reinforces stereotypes most (46% of stories) while social/legal news reinforces in the least number of cases (36%). Science/health stories challenge stereotypes the most (7% of stories). Social/legal stories are most likely neither to challenge nor reinforce stereotypes, a trait that has been argued earlier serves to reinforce the status quo which more often than not is one of gender-based inequality and discrimination that mark most societies worldwide.

(See table 55 on page 44)

Women are central in 11% of the online story sample, comparable to the situation in traditional media where the statistic is 13%. Stories in which women are central are those that focus specifically on women or deal with matters that affect women in a particular way, for instance, women's unemployment. Women are most central in online news on celebrity/arts/media/sports (23% of stories) and least central in stories about the economy (5%).

Planning ahead

Guiding the pilot project on internet-news monitoring was the question on whether the gender biases observed in newspapers, radio and TV are reproduced in online news content. Of importance was the need to know the particular impact of the choices made by online news editors and journalists faced with the pressure to attract and retain online audiences who have been described as demanding, hard-to-please and fickle. What effects do the compromises made to shorten stories into news-bytes and all the other trade-offs necessitated in publishing for the web, have on the gender dimensions of online news content?

The findings show a state of gender in online news media that is equally dismal if not worse than in traditional media. In fact, every indicator studied produced a result that was, to varying extents, worse than in radio, print and television news. Taking one key indicator – the percentage of stories reported by women, the research revealed a statistically significant difference between stories published on the internet and stories reported in newspapers, television and radio.

This is alarming given that the websites selected are reputable, are linked to major media houses, and that the sample countries are at the forefront of progress in ICTs with regard to connectivity and possibly content development. It is possible that the internet news websites are in fact magnifying lenses through which gender biases transmitted through traditional news mediums become even more visible, supporting a worldview that is detrimental for equality, women's and societal wellbeing.

49. Portrayal of Internet news subjects as victims, by sex: 2010

	Female	Male	N
Victim of domestic violence (by husband/wife/partner/other family member), psychological violence, physical assault, marital rape, murder ...	35%	20%	55
Victim of an accident, natural disaster, poverty, disease, illness ...	19%	23%	43
Other victim: describe in 'Comments' section of coding sheet ...	15%	13%	29
Victim of other crime, robbery, assault, murder ...	12%	28%	42
Victim of discrimination based on gender, race, ethnicity, age, religion, ability ...	9%	6%	15
Victim of non-domestic sexual violence or abuse, sexual harassment, rape, trafficking ...	5%	2%	7
Victim of war, terrorism, vigilantism, state-based violence	4%	8%	13
Victim of violation based on religion, tradition, cultural belief, genital mutilation, bride-burning ...	0%	0%	0
Global average and Total N	16%	5%	204

50. Internet news subjects in photographs and video components, by sex: 2010.

	Female	Male	N
International Media	47%	50%	143
China	19%	11%	172
Japan	14%	18%	104
Malaysia	24%	32%	112
Taiwan	22%	20%	183
Jamaica	29%	16%	69
Austria	16%	11%	128
Denmark	30%	25%	130
Estonia	30%	39%	103
Germany	34%	14%	203
Netherlands	0%	13%	20
Norway	33%	37%	81
Sweden	27%	27%	152
Iceland	56%	47%	46
Australia	33%	21%	377
New Zealand	6%	10%	220
Canada	18%	13%	280
Global average and Total N	26%	21%	2523

51. Main topics in Internet news, by sex of reporter: 2010.

	Female	Male	N
International Media	31%	69%	45
China	31%	69%	45
Japan	15%	85%	13
Malaysia	68%	32%	19
Taiwan	32%	68%	91
Jamaica	43%	57%	7
Austria	57%	43%	23
Denmark	34%	66%	59
Estonia	44%	56%	39
Germany	40%	60%	20
Netherlands	50%	50%	2
Norway	14%	86%	43
Sweden	37%	63%	70
Iceland	43%	57%	7
Australia	51%	49%	51
New Zealand	40%	60%	10
Canada	35%	65%	43
Global average and Total N	36%	64%	587

The internet's rapid trajectory towards becoming a key news source implies that proponents for gender-fair news should act now to influence change in online journalistic practices before it is too late. To this effect, the sensitivity of Internet news sites to user ratings and feedback provides a point of entry. It has been said that anyone can be a 'journalist' on the internet. Professional and quality online journalism sets itself to a higher standard, one which gender equality proponents, within and outside the media, can leverage. While traditional media will remain the key source of news for many, it is crucial that the example shown by Internet news providers in technologically advanced countries especially be one where gender fairness and balance in online journalism are seen as ideals to be aspired to and pursued.

52. Internet news stories reported, by sex of reporter: 2010.

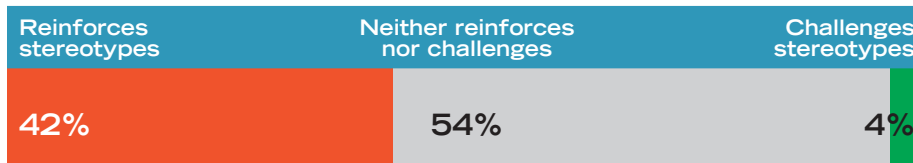
	Female	Male	N
Social and Legal	47%	53%	57
Science and Health	45%	55%	56
Politics and Government	42%	58%	125
Economy	36%	64%	88
Crime and Violence	31%	69%	178
Celebrity, Arts and Media, Sports	25%	75%	72
The Girl-child	0%	0%	0
Global average and Total N*	36%	64%	576

* Excludes statistics for stories classified under 'other' topics

53. Internet news stories and gender stereotypes by topic: 2010.

	Reinforces stereotypes	Neither reinforces nor challenges	Challenges stereotypes	N
Social/legal	36%	57%	7%	99
Economy	42%	52%	6%	195
Celebrity/arts/media/sports	40%	54%	6%	148
Politics	46%	51%	2%	220
Science/health	43%	55%	2%	88
Crime/violence	43%	55%	2%	261
Global average and Total N	37%	59%	4%	1011

54. Internet news stories and gender stereotypes: 2010.



55. Women's centrality in internet news stories: 2010.

Are Women Central?	No	Yes	N
Celebrity/arts/media/sports	77%	23%	149
Crime/violence	87%	13%	259
Science/health	88%	12%	90
Politics	92%	8%	222
Social/legal	92%	8%	98
Economy	95%	5%	192
Global Average and Total	89%	11%	1010

Summary of findings

■ Women comprised only 23% of the news subjects in stories from the sample news websites

This finding suggests that the underrepresentation of women in traditional news media has been carried over into the virtual news world.

■ 16% of female online news subjects were depicted as victims in contrast to 5% of the male news subjects.

In other words, women are more than 3 times as likely as men to be portrayed as victims in Internet news.

■ 26% of female news subjects compared to 21% men were featured in the photos and visual multimedia accompanying the stories.

■ Only 36% of the news stories in the sample were reported by women, compared to 64% of stories by men.

First, a comparison of the findings with those from the print, television and radio news in the same countries reveals a statistically significant difference. 41% of stories in traditional mainstream media in the countries participating in the internet pilot were by female reporters, in sharp contrast to the 36% of online news stories.

Second, the dominance of male reporters in traditional mainstream news media is replicated in online news and is even more prominent in economic, crime/violence and celebrity news. 64% of stories on the economy are reported by men, 69% of stories on crime/violence and 75% of those of celebrity/arts/media/sports news.

However, 42% of political stories on the internet are by women, compared to 33% of the same in traditional print and

broadcast media. This is good news for female reporters given the historical trends of gross reporter sex imbalance in political stories in traditional media – a topic that is of prime importance on the news media agenda.

■ 42% of the online news stories were found to reinforce gender stereotypes, only 4% challenged them and the majority 54% neither reinforced nor challenged stereotypes.

■ Women are central in 11% of the online news items, comparable to the situation in traditional media where the statistic is 13%.

Overall, the differences, some of which are statistically significant, point to a conclusion that Internet news is a format in which gender biases become not only more visible but even more concentrated than in the traditional news media.

References

1. Burke, Cindy and Sharon Mazzarella, 2008. 'A slightly new shade of lipstick': Gendered mediation in Internet news stories.' *Women's Studies in Communication*, Vol. 31, No. 3. 395-418
2. D'Haenens, Lee, Nicholas Jankowski and Ard Heuvelman. 2004. 'News in Online and Print Newspapers: Differences in Reader Consumption and Recall.' *New Media and Society*, Vol. 6, No.3, 363-382.
3. Gajjala, Radhika. 2002. 'An Interrupted Postcolonial/Feminist Cyberethnography: Complicity and Resistance in the 'Cyberfield''. *Feminist Media Studies*, Vol.2, No.2, 177-193.

4. Kopper, Gerd G, Albrecht Kolthoff and Andre Czepek. 2000. 'Research Review: Online Journalism – a Report on Current and Continuing Research and Major Questions in the International Discussion.' *Journalism Studies*, Vol.1, No.3, pp.499-512.
5. Lee, Micky. 2006. 'What's Missing in Feminist Research in New Information and Communication Technologies?' *Feminist Media Studies*, Vol. 6, No.2, 191-210.
6. Pierce, Justin. 2010. 'World Internet Project Report Finds Large Percentage of Non-Users, and Significant Gender Disparities in Going On-Line.' USC Annenberg School for Communication and Journalism, Annenberg Center for the Digital Future.
7. Quandt, Thorsten. 2008. '(No) News on the World Wide Web? A Comparative Content Analysis of Online News in Europe and the United States.' *Journalism Studies*, Vol.9, No.5, 717-738.
8. Somolu, Oreoluwa. 2007. 'Telling Our Own Stories': African Women Blogging for Social Change.' *Gender and Development*, Vol.15, No.3, 477-489.
9. Thompson, Margaret E., Katerina Anfossi Gómez, and María Suárez Toro. 2005. 'Women's Alternative Internet Radio and Feminist Interactive Communications: Internet Audience Perceptions of Feminist International Radio Endeavour (FIRE)'. *Feminist Media Studies*, Vol.5, No.2, 215-236.
10. United Nations Development Program UNDP. 2008. Human Development Report 2007-2008. <http://hdr.undp.org/en/reports/global/hdr2007-2008/>

- 1 Somolu, 2007; Thompson et al., 2005; Gajjala, 2002
- 2 Lee, 2006
- 3 Burke & Mazzarella, 2002
- 4 Pierce, 2010:1 citing Jeffrey I. Cole, the World Internet Project, University of Southern California-Annenberg.
- 5 UNDP, 2008
- 6 Somolu, 2007
- 7 Kopper et al. 2000: p.500
- 8 Quandt, 2008:733
- 9 The difference is significant at the 95% level of confidence.



6. Case Studies

Monitors were asked to classify stories interesting for further gender analysis into a matrix grouping 4 categories of stereotypes.

'Blatant stereotypes' are defined as those that present women and men in stereotypical roles such as women as sex objects or men as strong entrepreneurs. Blatant stereotypes abound generally in the mass media, and in news media as well.

'Subtle stereotypes' are not always easily identifiable; these reinforce notions of femininity or masculinity in ways that 'normalize' them, such as a 'mother's agony' over the loss of child rather than a 'parent's agony'. A second example is stories in which women are referred to

according to their personal relationships that in fact have no relevance to the story, for instance, a female government minister referred to as the 'wife' of someone.

'Gender-blind stories and missed opportunities' are those that could have been enriched and expanded by including a wider range of viewpoints, or by shedding light on different implications for women and men. They include articles that lack a gender balance of sources and those devoid of a gender perspective where one could have been provided.

Finally, 'gender-aware' stories are those that challenge stereotypes and prompt debate on topical gender issues. Some stories in this category will have a gender

balance of sources or will demonstrate or discuss how issues impact women and men differently. Other stories are more gender-specific, exposing issues of central concern to gender equality

The case studies in this section appeared in the news on 10 November 2009.

It is telling that overall, stories that reinforce stereotypes were far more readily available than stories that challenge stereotypes, as the monitors reported.

That most of the stories challenging stereotypes were received from Latin America confirms the statistical findings on the higher prevalence of such stories from the region, in contrast to others.

56. GMMP case studies classification matrix

1. Blatant stereotype	2. Subtle stereotype
Articles or images in which women are presented in stereotypical roles such as victims or sex objects.	Articles or images that reinforce notions of women's domestic and men's more public roles in ways that make this seem normal, e.g. a mother's agony, rather than parents agony over a child.
Articles or images in which men are presented in stereotypical roles such as strong entrepreneurs or leaders.	Articles in which women are referred to according to personal relationships that have no relevance to the story; e.g. a woman minister is referred to as the wife of someone.
3. Missed opportunities / Gender-blind (GB)	4. Gender-aware
Articles in which there is a lack of gender balance (and therefore of diversity) in sources, resulting in only one perspective being given on an issue.	4A. Articles and images that challenge stereotypes and prompt debate on topical gender issues from a human rights perspective, such as women pilots or men care givers.
Articles that lack a gender perspective in every day issues such as elections or the budget, depriving these stories of new and interesting angles, such as how cuts in grants affect poor women.	4B. Articles that have a gender balance of sources; demonstrating different perspectives/impact on women and men including through use of gender disaggregated data; for example how many women and men receive certain types of grants; what they use them for and why cuts may have different kinds of impact.
	4C. Gender specific: Articles that concern inequality between women and men; structures, processes; campaigns to advance gender equality such as glass ceilings in certain types of occupation.

* The GMMP case studies classification matrix is an adaptation of the Gender and Media (GEM) system developed by Gender Links for the Southern African Gender and Media Baseline Study.

1. Blatant stereotyping

Title: 'Hot photos of Angie posing with condoms in her mouth crashes the web'



Country: Chile

Source: *La Cuarta*, Tabloid Newspaper, Front Page and p.17

Summary: Angie is the daughter of a famous Chilean Madame (sex brothel owner) and alleged human trafficker, who has become famous because of her mother and stars in a reality television program. The article reports that photos of her making suggestive poses were posted to the website 'Califas' – womanizer – by an amateur and attracted so much web-traffic that it crashed the site. The photos are reprinted on the front-page of the newspaper and on page 17, accompanied by suggestive headlines.

Analysis: The title of this piece on the cover of the tabloid is accompanied by various photos which are repeated with the main story in the inner pages. The rise of the girl as a reality TV star is dubiously attributed to her identity as the daughter of a famous Madame in Chile who wrote a book about her career and became a celebrity in the popular media. In the context of this article, the girl is depicted, both visually and in the text, as another product of her mother's career. In the upper headline she is referred to as 'the mini recruit,' poking fun at both the girl's small physical stature and degrading women who are sexually exploited by sex-trade entrepreneurs/exploiters like her mother.


The images themselves portray a young girl in provocative and sensual poses, themselves contributing to the stereotype of the image of women purely as sex-objects. The feminine-sex-object is a resource that is used widely in Chilean advertising to boost the ratings of television programs, including to attract readers to newspapers in which all sorts of evocative images are featured uncensored.



In the side column beside the pictures are headshots of the new participants in Angie's reality TV show under a headline: 'new shorties in the platoon!' By now it should be clear: this sensationalist and sexualized portrayal of a young woman's body in the guise of news about a website crashing is really just a big advertisement for a reality TV program.

Conclusion: In the world of 'reality' television and 'infotainment,' where sex is used to sell the news, the lines separating news and advertising are wearing thin. In this world of mirrors and distorted reflections, fictions about women are dressed up as truths about celebrities, falsely masquerading as reality.

6. Case Studies

<p>Title: 'Man kills wife and mother-in-law, both pregnant, before attempting suicide in Florencia de San Carlos.'</p>	
<p>Country: Costa Rica Source: Canal 7- Telenoticias, TV news.</p>	

Summary: The reporter, at the site of a double-homicide in San Carlos, presents the story as follows: 'A man of Nicaraguan nationality arrived at the home of a neighbour where he found his wife and mother-in-law, the former 7 months pregnant and the latter 9 months pregnant, and about to give birth. He killed both of them with a knife which he grabbed from a child who was peeling an orange in the entrance to the home. After killing these two people, he tried to take his own life with a machete.' Subsequent to this statement, the reporter interviews a male paramedic who refers to 'him' as the culprit while video images of a man in the ambulance are presented on-screen. Next, the reporter interviews a child as the principal witness, referring to him as a young man, when in reality he is a boy. After this, another man, a taxi-driver who was passing by offers his version and a female neighbour gives more details of what happened. Throughout the news item, the murderer is referred to as 'the man' and the women as 'victims of intra-familial (or domestic) violence' and the murder as 'the bloody deed.'

Analysis: This is the first item in the news and its duration is five minutes. The piece concentrates on the description of the act without giving any context or cause. The two pregnant women are referred to simply as the victims alongside mention that 30 women in 2009 have been killed as a result of 'intra-familial or domestic violence,' reducing the gravity of the violence by diverting attention from its gendered nature. Meanwhile, the act itself is neither denounced nor analyzed and no inquiry, debate or explanations into the death of these women is offered.


Use of the term 'intra-familial or domestic violence' serves to conceal the gendered nature of the violence: this is femicide, the killing of women because of their gender and is made possible by the same stereotypes that society and the media perpetuate about women as submissive, inferior and docile. Gender violence is to a significant extent fuelled by stereotypes about masculinity and femininity. Any or all such discussion is completely omitted

from this news item, even though it lasts five minutes.

In addition to identifying the alleged killer as 'Nicaraguan' at the outset, at one point toward the end of the report, a headline appears on the screen stating: 'Nicaraguan attacks women with machete'. The emphasis placed on the nationality of the alleged killer serves to perpetuate the xenophobia in Costa Rica. Further, the evocation of nationality implicitly distances the crime from Costa Rican society, implying that such acts are in fact foreign.

The images presented on-screen include those of the deceased bodies of the women covered in tarpaulins alongside graphic explanations by the witnesses as to what happened. The female witness describes the stabbing as if the man was 'stabbing slabs of meat'. A man dispassionately describes what he saw. The dispassionate, almost clinical telling of these graphic details disrespects the dignity and memory of the women who become victims of the sensationalization of gender-violence in the reportage style. At one point an inconsistency in the reporter's telling of the events gives away the attempt at sensationalizing the story: while originally it is stated that the man killed the women with a knife he took from a young boy peeling an orange in the doorway of the home, at a later point it is stated that the man tried to cut his own throat with the same machete he used to kill the women. Such reports, which display horrific images in a manner that pornographizes the dead bodies of victims of femicide, can only serve to perpetuate violence against women.

Conclusion: Women who have suffered gender-violence are often doubly victimized: once by the perpetrators of violence against their bodies and a second time by insensitive and unethical reporting which sensationalizes the violence.

<p>Title: 'A new law to prohibit prostitution: Madrid; a show-case of prostitution'</p>	
<p>Country: Spain Source: Tele 5, TV</p>	

Summary: This television news piece consists of two separate stories broadcast together to deepen the impact of the theme of prostitution in Madrid. The first story informs viewers about a new law put into effect by the Municipality of Granada that prohibits prostitution within 200 m of

residences, schools and businesses under threat of fines to both the client and the prostitute. The voice of the news anchor gives way to that of a female reporter who recounts the content of the new municipal order while the camera shows a series of images of street-walking women filmed from a distance. Three men are interviewed. Although the report does not identify them, two seem to be residents of zones with high sex-trade traffic and doubt the law will change anything. The third, by his language and appearance, appears to be a politician. Included at the end of the piece is mention of an additional segment of legislation requiring all street vendors of retail merchandise to be licensed and flashes images of male police officers speaking with people packing up boxes on street corners. This piece gives way to the second story with these words of introduction from the anchor: 'indeed Madrid by night is an authentic show-case of sex...' Following this lead, it is explained that women and transsexuals who practice prostitution in secluded zones at night face great dangers. The report begins with a masculine voice explaining that it is midnight in the 'Casa de Campo' (a large urban park in Madrid).

Analysis: The juxtaposition of these two separate but related stories says much about the journalistic practice of the television newsroom and the hypocrisy of masculinist treatments of social problems like the safety and rights of sex workers. First, the opinions presented about the new law in the first story are exclusively male. Second, the inclusion of distant shots of street-walking women is tainted with an air of voyeurism. None of the women shown are asked for their opinions on how the new law will affect them. It is not even certain that the women are indeed sex workers. Little detail is given as to how this law, ostensibly designed to curb prostitution at the behest of property owners, will impact the economic rights of small vendors unrelated to the sex trade, or what it will do to sex workers on the street.

In the second story, the problem of prostitution in Madrid is verbally associated with 'women of various nationalities' controlled by the mafia while images of black and Latin-American-looking women are portrayed. The direct impact of the new law, that sex workers will be forced to ply their trade in more secluded areas of the city, away from buildings and lit streets, putting them in even greater physical danger, is more implied by mention of the increasing 'ghettoization of prostitution' rather than stating the link directly.

When sex workers are finally interviewed, it is night time. The verbal interventions are presented without revealing the speakers' faces. Viewers hear a husky-masculine voice, presumably that of a transsexual sex-worker recount how men come at night to 'discharge' and in the morning continue 'happily with their marriages' while the camera traces close-ups of lips and cleavage. Under the pretext to discuss the dangers which face sex-workers who walk secluded areas of the city looking for clients, the report descends into a visual feast of female anatomy.

The final segment of the story speaks of women in the centre of Madrid where 'South American, Sub-Saharan and South Asian prostitutes' work, 'often under control of the mafia' while again the voice of a masculine sounding sex-worker recounts how she has heard tales of rape and violence used against 'African girls' and how greater dangers lurk in secluded parts of the city. Nevertheless, the interviewee explains how she can make good money by clarifying the terms with the male clients.

Conclusion: The viewer is left with the impression that the real problems of violence, sexual and economic exploitation and gender-biased discrimination against sex workers are the domain of criminals, 'illegal aliens' and the desperate. The reportage gives an impression these are not the problems of 'real' legitimate Spanish women and are not the responsibility of the Spanish men who employ the services of sex workers. Meanwhile, the Spanish sex workers (presented exclusively as the voices of Spanish-accented transsexuals) are portrayed as empowered and aware of their rights while the foreigners, none of whom are interviewed, are said to be vulnerable. While attempts are made to link narrowly conceived legal solutions to the social problems associated with prostitution, the serious nature of the problem is undermined by the use of visual imagery: under pretence of concern, the actual voices of the people affected are not taken seriously. From the double message in the contrast between the serious nature of the conversation and the sensationalist and sexually explicit imagery, it would appear from this report that prostitution is only taken seriously to the extent that it provides material to indulge fantasies about feminized bodies. This reinforces an air of permissiveness to the Spanish male prostitution clientele while putting the blame for violence against sex-workers on undocumented workers and organized human trafficking rings.

Title of article: 'Clara the Hacker. She has thrown the head of her victim into a ventilation shaft'



Country: Hungary

Source: Bors, newspaper

Summary: The feature article is an excerpt from a book written by one of the newspaper's female journalists. Above the article is a brief advertorial of the book titled "The Devils' Advocates, Part 3, Women who Became Murderers". The advertorial features the cover of the book and a photo of the journalist with one celebrity lawyer, an old man. According to this article, the author was touched that one of her interviewees, a woman who had killed her abusive father, came to the book launch. However, the introduction to the actual story makes it clear that this is only an advertising opportunity, aimed at enhancing sales of the book.



The story itself is a short account of how a woman, who was a drug user, was gang-raped by her dealer and several of his male friends, and at a later time – still under the influence of drugs – she killed and mutilated the man. The story is presented from her perspective, it is short, describes only the two acts. The woman concludes that she would do it again to anybody who rapes her, even without the influence of drugs. The accompanying photograph shows the woman's face. Her name is

stated in both the story headline and the caption accompanying the article. A cut out of a bloody knife is included alongside the photograph of the woman. This serves to heighten the effects of shock and horror.

Analysis: Whilst the story challenges the stereotypes of women as nurturers not murderers, her culpability for the crime is mitigated by the fact that she was under the influence of drugs. The story presents the woman as an irrational creature who cannot curb her passions. Although it could be presented in a way that would throw light on the broader issue of sexual violence not limiting it to the individuals, this angle is completely ignored in preference for a focus on Clara.

Conclusion: The sensationalist presentation of this story leaves no room to consider the complexity of this phenomenon or to dispel gender stereotypes. Several projects highlighting the connections between women's imprisonment for violent crimes and the violence they have suffered from their male partners have been undertaken by women's associations in Hungary. Surveys, interviews and self-help group discussions have pointed to the complexity of the problem: men face virtually no punishment or restriction of access in the case of partner violence, while authorities and society still mostly turn a blind eye to the violence, and women receive no help from authorities. Those who kill their abusers receive harsh sentences, as the criminal justice system recognizes and punishes murder but neither acknowledges nor punishes sexual or gender-based violence.

Title: 'A 5th Grade Girl Student Delivers Child in BanshKhali'



Source: Dainik Azadi, Newspaper

Country: Bangladesh

Summary: The article is about a female 5th grade student who gave birth to a baby at a local hospital. The girl became pregnant after a sexual assault by her teacher. The article states that the teacher had had an 'immoral relationship' with the child for a year. He enticed her by offering to assist her prepare for her primary school exams. No action was taken against the teacher despite the local people's reports to the authorities about the case.



Analysis: The headline – ‘A 5th Grade Girl Student Delivers Child in BanshKhali’ – is sensationalist and suggests the young girl is sexually active. Taking into account the broader societal context where access to education has historically been skewed in favour of boys, this kind of representation draws on stereotypes about the girl child. It potentially reinforces traditional attitudes which discourage the education of the girl child. In reality the child’s pregnancy is the result of rape by her teacher, a person in a position of power and authority over her. This crime and the failure of the authorities to protect the child and to take proper actions against the teacher could have been the focus of the news story.

While the story does not mention the name of the girl, it provides information about her address, the name of her school and the hospital where she is being treated. The accompanying photograph shows the girl holding her baby albeit with the face blurred. By providing details about the girl that make it easy to identify her, the story places this girl and her family at risk of further social castigation.

Conclusion: Through language use and photography, this story tries to portray the girl child to readers as being sexually promiscuous. Not only does it blatantly reinforce negative stereotypes about the girl child, but in failing to protect the girl’s privacy it puts her at risk of further social stigma.

Title: Dino je ve sa 12 godina ranio oca, a sa 16 je na majku krenuo nožem (Dino wounded his father at the age of 12, at 16 he attacked his mother with a knife)



Source: Ve ernji list, Newspaper

Country: Croatia

Summary: The story printed in the crime and violence section of the newspaper describes the murder of a mother by her son. The author tends to be understood as fully accurate, giving only data and pure facts. In the first sentence of the article the journalist states that: “One among many fights due to alcohol abuse, the callous and lustful life style of Silvana Babi (46 years old), ended as a tragedy on Sunday. Her son Dino (22) beat her to death with a statuette and strangled her with a silk tie”. After describing how the crime was committed, the article states that the father of the boy left home 18 years ago and that the boy was first brought to the attention of the police after he intervened in a fight between his parents when he was just 12 years old. The story also states that the boy started hitting his mother in June “because she was bringing many men into the apartment”.

Analysis: From several adjectives used to describe the mother (callous and lustful life, addicted to men and alcohol), as well as descriptions of the violent behaviour of the son, the story implicitly suggests that the mother’s lifestyle is responsible for her death. It is a representation that implicitly suggests that the murder could be justified because of the mother’s lifestyle. There is no single positive statement related to the murdered mother. This works to eradicate readers’ empathy for the victim. Without any effort of an in depth analysis, the reporting draws on and reconstructs stereotypes about motherhood and family life which see women as responsible mothers, nurturers and wives. A mother, who drinks and leads a promiscuous life, deviates from this prevalent and prescribed societal view of how a mother should behave.

Conclusion: The social framework within which the media function is one in which passivity, marriage and responsible motherhood are largely expected of women. Women who challenge these expectations are seen as an expressing deviant femininity. The story presents the victim as having led a promiscuous lifestyle prior to her murder. It suggests that deviant mothers are likely to blame when their children become drug addicts and perpetrators of crime.

2. Subtle stereotyping

Title: ‘How to educate children’



Country: Mexico

Source: Hechos AM, Radio

Summary: This piece takes up the debate about the shared responsibility for child-rearing and education between women and men.

Analysis: Even though the reportage affirms that raising children is a responsibility shared between women and men, the use of sources of information for opinions on the subject is itself a subtle form of stereotyping: only women are consulted on the roles of parents in educating their children. One of the sources is a ‘stay-at-home’ mother while the other is a female expert on child development.

That a mother engaged full-time in unpaid work in the home would be presented as the first authority on child-rearing seems to reinforce the notion that women’s realm is in the domestic sphere and their primary responsibility is to care for children.

Women in the paid work force and those who share childcare responsibilities with partners or family are not consulted. This ignores the reality of many women working double shifts within and outside the home. Nor does the reporter consult men, a group that has increasingly taken on childcare work in recent years with shifts in patterns in the gender division of labour.

It is progressive that women experts are presented as sources of information. However, the choice of interviewee reinforces a stereotype on women’s areas of professional expertise (on traditional female gender roles). Interviewing a male expert would have served to dispel this stereotype.

Conclusion: While it is important that women's voices be heard in the media, the choice of sources can send a gendered message about a topic. Absence of the male voice on this topic implies child-rearing does not concern them, even given the reality that men have increasingly taken on child-care responsibilities. The subtle stereotype, reinforced by the selection of sources, serves to undermine the message as well as the perspective of the article: that both women and men are jointly responsible for raising and educating children.

Title: 'Berlin evokes the triumph of liberty: World leaders past and present meet in the German capital to celebrate the 'peaceful revolution that changed the world' '



Country: Spain

Source: Las Provincias, Newspaper, Section International, p.29.

Summary: This newspaper article describes the official ceremony hosted by Chancellor Angela Merkel celebrating the twentieth anniversary of the fall of the Berlin Wall. The article mentions that set against the backdrop of the Brandenburg Gate, the evening featured songs by Placido Domingo and speeches by the current leaders of the Allied powers that occupied Germany after World War II, Gordon Brown of Great Britain, Dimitri Medvedev of Russia, Nicolas Sarkozy of France, with the presence of Secretary of State Hillary Clinton of the USA. Quotes from the speeches by Gordon Brown and the video-broadcast of a speech by the absent Barak Obama were followed by quotes from Merkel and the current German President, Horst Kohler praising ex-chancellor Helmut Kohl, Mikhail Gorbachev and George Bush Sr. for their roles in the 'peaceful revolution' out of communism.



Analysis: In this newspaper article the transmission of gender stereotypes is subtle yet noticeable. First of all, only two women are mentioned among the names of eight or nine men, a bias reflective of the higher presence of men in politics and hardly the fault of the journalist. However more subtle portrayals of gender stereotypes intrude upon the article: while Merkel is named as the principal host of the ceremony as Chancellor of Germany, she is not quoted until after Gordon Brown and Barak Obama. This would seem to have more to do with her gender as a woman than her position as Chancellor. Further, Merkel is described in emotive terms, as 'carrying the melody' and pronouncing an 'emotional message'. Merkel is pictured holding an umbrella and squeezed between Sarkozy and Medvedev who do not appear to be holding umbrellas and appear stoic in the face of the rain. This image could be read slightly differently, though: Merkel holds her own umbrella above her head while it might appear that the two men rely on assistants behind them to shelter them from the rain. Other gendered stereotypes abound: Hilary Clinton is described as 'breaking with the rigid protocol' of the male dominated ceremony by presenting a video-message from Obama in his absence. Clinton herself is not quoted. The description of the arrival of the male German President Kohler escorted by soldiers suggests military rigidity. Finally, although the president commends the 'ordinary people of Germany' for the 'peaceful revolution' and for taking down the wall that separated East and West, he claims it all would not have been possible

without the three 'visionary states-men', Bush, Gorbachev and Kohl at the helm of the USA, USSR and West Germany at the time. Placing credit for historical processes in which millions of people participated simultaneously, in the last instance, on the 'great men' serves to undermine the importance placed on the same ordinary women and men.

Conclusion: Despite the rise of women to positions of political power, such as Merkel in Germany, Michelle Bachelet in Chile, and Cristina Fernandez in Argentina, women, even powerful women, continue to be represented in the media in the shadow of archetypal 'great men.'

Title: Local elections in South West Bulgaria



Source: Struma, newspaper

Country: Bulgaria


Summary: The story placed on Page 2 of Struma newspaper reports on local elections in South-West Bulgaria.

Analysis: Only male electoral candidates are presented and described. Only the opinions of men about the candidates are cited and only men are photographed.

The gender imbalance in news sources blatantly stereotypes politics and public life as the preserve for men. It seems that in this part of Bulgaria, there are neither women voters nor candidates. Even though men still dominate politics in the country, women's empowerment movements have led to the presence of more women in Bulgarian public life. During the 2009 elections to the European Parliament, 60 percent of the center-right party candidates were women. Other women in positions of authority in the country include the mayor of Sofia, the justice minister and the speaker of Parliament.

Conclusion: By featuring only men (in both the photographs and the story), the story both devalues and disregards women's participation in and contribution to political processes.

3. Gender-Blind Stories and Missed opportunities

<p>Title: 'Growth will reach 9% in India with reforms'</p> 
<p>Country: Mexico</p> <p>Source: Reforma, Business Section, p.1</p>

Summary: The article discusses some of the reasons behind India's economic growth and suggests that, according to projections made at the World Economic Forum, with reforms to the education, healthcare and the financial sectors, India's growth in the subsequent year could reach 9% of GDP. Nevertheless, growth in India has not meant progress for all as there is a wide gender gap in income, employment and power.

Analysis: This article clearly presents a lost opportunity to delve deeper into the gender-gap evident from the statistics presented on the 'new' economy of India.

The reporter lauds at length the reforms that the Indian government has made to rationalize spending on education and health. No mention is made of the extent to which these sectors have been privatized, or whether reforms have involved public spending cuts. Considering that these are the usual pathways to reforming the public sector, and that such cuts impact poor and working women the most as the burdens of social reproductive responsibilities increase, this narrow interpretation of the data is troublesome. The impact of the reforms on women and other explanations behind the gender gap in access to paid employment, in wages and in positions of power in the private sector are not explored despite the fact that this issue is highlighted in the news article.

The article instead focuses on reforms and attempts to overhaul the financial sector and to attract foreign direct investment through increased 'competitiveness'. No mention is made of the fact that the low-cost of labour, or rather the low-wages paid to workers, particularly women, is one of the key factors in business decisions to set up operations there. This link between macro-economic growth in terms of GDP expansion, the profitability of the finance sector and the fiscal viability of the public sector and the magnification of the gender gap is not made. That the gender gap would result from the growth of the private sector

in India is not even considered at all. What is taken up is the supposed desirability of further reform of health, education and the financial sectors in order to enhance India's ability to attract foreign investment and expand GDP growth, with the claim that this is a strategy to reduce the gender gap in income, wages and status.

Conclusion: Ignoring the exploitation of women's labour and the gendered nature of cuts to public services in the era of neoliberal globalization comes at a great risk. Taking the gendered impacts of national economic growth and the role of women in economic processes into account would provide an opportunity to raise the awareness of media audiences on these issues, spurring debate through which a more critical and engaged citizenry is created. The manner in which this article is written however has ensured that any such possibilities are buried.


<p>Title of article: 'Jüri Mõis: Nord Stream could create working places'</p> 
<p>Country: Estonia</p> <p>Source: DELFI, Internet news. http://www.delfi.ee/news/paevauudised/eesti/juri-mois-nord-stream-oleks-loomud-tookohti.d?id=26814767</p>

Summary: The story reports on a discussion on Estonian Television (ETV) about the Nord Stream gas project in the Baltic Sea. The title of ETV program is "Citizens of the Republic".



Analysis: The Nord Stream pipeline project will transport gas from Russia to Germany under the Baltic Sea, bypassing Poland, Belarus and Ukraine. Estonia has no direct involvement in the project because the pipeline will not pass through

Estonia. However, as a Baltic nation, Estonia has expressed concerns about the environmental impact the project might have on the ecosystem of the Baltic Sea. Only four men are interviewed in the story - a gender imbalance in sources which results in only one perspective being given on the issue. The title of ETV program is "Citizens of the Republic". However, by featuring just the views of men, the program implicitly suggests that only men are citizens and have the authority speak on political and environmental issues affecting the country. In a country with many female politicians and scientists, the failure to reflect that diversity in news sources in such a story, reinforces the traditional image of men as intellectuals, scientists and figures whose opinions are worth listening to by the rest of the population.


<p>Title: 'More anti-trafficking control on the northern border: Authorities in Carchi and Nariño initiate a joint plan to slow down human trafficking in the area'</p> 
<p>Country: Ecuador</p> <p>Source: El Telégrafo, Section 'Zona Ciudadana', p.8</p>

Summary: This article reports about collaboration between authorities in the Ecuadoran province of Carchi and the Colombian department of Nariño to address the problem of human trafficking in the border region between the two Andean countries. Greater vigilance of border tourist and commercial traffic was put in effect last with a moratorium on licenses to open bars and night-clubs in the regions. According to the governor of Carchi, Efrén Benavidez, interviewed by the reporter, the problem can be synthesized as follows: 'we find girls working as prostitutes without papers, we deport them, but they return to work - it is a vicious circle, and that is why we are taking these actions.' The article indicates that 23 cases of sexual exploitation of Colombian women were reported in Ecuador last year. The article also cites the non-governmental organisation FUNDAPAZ as estimating that 95% of all cases of sexual exploitation (presumably in Ecuador) are women and girls. Most of the women who arrive in Ecuador are purported to originate from Antioquia, Caldas and Quindío in Colombia. In addition to the trafficking

of women for sexual exploitation, the trafficking of children for forced labour is also mentioned as a key social problem that is to be addressed by increased vigilance by authorities on the border.

Analysis: It is widely acknowledged that the trafficking of women is the most profound and violent evidence of the effects of the subordination, discrimination and exclusion of women. This type of violation of the rights of women is one of the more shocking examples of violence exercised against women for the simple fact of being female. This report draws further attention to this issue, particular in its mention of the overwhelming proportion the victims being women. However, the article does not probe deeper into the questions of why this is the case. Instead, the issue is addressed from the perspective of authorities as they try to implement legal measures to prevent the problem. No attempt is made to include the voices of trafficked women who would have revealed why they are caught in the cycle. They would have shed light on the social, economic or cultural conditions that renders them prey to traffickers. What is it, for example, about the Colombian departments of Antioquia, Quindio or Caldas that makes them the principal sources of women who fall victim to human traffickers? A more comprehensive reportage would have injected perspective into the story, illuminating readers' understanding about the issue. Such an approach would have evoked different aspect of the rights of women, children and other vulnerable groups caught in the human trafficking ring.

Conclusion: More attention to the root causes of human trafficking from a broader gender-aware perspective would facilitate readers' comprehension on the reasons why women in particular become trapped in the webs of traffickers. By taking a wider gender-conscious perspective, the article could have provided information that would widen public debate on the rights, dignity and safety of women, children and vulnerable groups at risk of exploitation.

<p>Title of article: The way to school for children in the flooded area</p>	
<p>Source: Voice of Vietnam (VOV1), Radio Country: Vietnam</p>	

Summary: The report is about a recent flood disaster in An Ninh Tay, Phu Yen province, a rural part of the country. The flood resulted in property loss and displaced many communities. The main subjects of the story are school children in flooded areas who are uncertain about when they can go back to school because all resources at the school have been swept away by the flood. The report also states that the children do not have hats and shoes. Two pupils, one woman and two men are interviewed in the report.

Analysis: Only one woman is cited in this story. However, the woman is quoted in her capacity as the victim of the disaster. From her interview, it is evident that her voice is shaking and she is crying as she talks about the damage caused by the flood. Two high-ranking men are cited, discussing possible solutions to problems caused by the disaster. The different capacities in which the men and the woman are interviewed perpetuate gender stereotypes of women as emotional and victims, in contrast to men as decision-makers and problem-solvers. It is reflective of the broader social and political culture of Vietnam where decision makers are often men.

Conclusion: The story subtly stereotypes women as victims and men as important people who solve major problems such as natural disasters. It shows men as active doers and women as passive victims. It misses the opportunity to show listeners the dynamics between the sexes, the collaborative efforts by both women and men in confronting challenges in society, in this case, those caused by natural disasters.

4. Gender-aware Stories

<p>Title of article: 'Bright lights big city is high risk for students'</p>	
<p>Country: Ethiopia Source: The Daily Monitor</p>	

Summary: This story reports on the prevalence of high risk sexual behaviour among university students. It locates the dangers of such behaviour within the broader context of the prevalence of HIV/AIDS in Ethiopia and the particularly higher rates of prevalence in Addis Ababa. It uses a variety of sources to highlight different HIV/AIDS prevention programs at the university and other higher education institutions. The accompanying picture is of a section of the campus called 'the kissing pool'. The caption reads *'the 'kissing pool' at Addis Ababa Siddist Kilo campus is a favourite haunt for student couples'*.


Analysis: The story demonstrates a balanced use of sources. Selam, a female student of the Addis Ababa University (AAU) and a man who is former student of the university and now project coordinator at a local non-governmental organisation (NGO) are sources cited in the story.

Having a female and a male source introduces different perspectives on the prevalence of HIV and AIDS, including initiatives to curb its spread. The story clearly depicts the different sexual experiences of female and male students that may put them at risk of contracting HIV. In addition, the story highlights the experiences of female students from rural and urban areas joining the university. The female source has an opportunity to comment on a statement by the male source that the some female students on campus often fall prey to 'sugar daddies'.

The article provides data on the prevalence of HIV/AIDS at national and the local urban level. It also tries to corroborate its assumption that students might be among high-risk groups for HIV/AIDS in the city.

Conclusion: The story is a good example of gender-aware stories in its balance of sources, its introduction of different perspectives and experiences and its use of data. The story provides a fuller picture and understanding of the issue.

6. Case Studies


<p>Title: 'Female Mortality: the Principal Cause is a Lack of Medical Attention'</p>	
<p>Country: Chile Source: La Nación, newspaper</p>	

Summary: The article details the results of scientific studies on epidemiology and health which found that the principal cause of female mortality and morbidity is a lack of access to medical care and a lack of medical attention.

Analysis: In general, newspaper editors tend to print information directly from wire services in cases where scientific studies, statistical analysis or complicated data are presented. It is important that this particular piece has been included in the paper. The data is well presented and the extent of the problem is clearly shown. The reportage style is fully gender-sensitive and seeks to create readers' awareness on the problem of women's inadequate access to healthcare.

The newspaper is partially owned by the Chilean state. Thus, information published in it is linked to the interests of the government. The previous administration led by President Michelle Bachelet had put much emphasis on public policy from a gender-justice perspective. Curiously, this news item is not featured in other papers on this date November 10. This suggests that this type of news item is accessed only when it is extracted from a press agency that employs journalists specialized in themes of science and public health.

Conclusion: The article demonstrates that it is possible to be concise, clear and gender-aware through careful attention to the accurate portrayal of gender issues facing women, in this case, access to healthcare.


<p>Title: 'Women cops unite in the fight against breast cancer'</p>	
<p>Country: Costa Rica Source: Radio Columbia 98.7 FM</p>	

Summary: Female police officers get together to send a message about breast-cancer prevention and awareness to the residents of Curridabat. The slogan is 'our security starts with ourselves'. Featured were music, food, talks and testimonials from women who survived breast cancer. The reporters interviewed one of the police officers, chief of the public police of Curridabat, who stated that the goal of the event was to transmit a message of prevention to both women and men to take measures to protect their health and safety.

Analysis: This is the first piece of a news feature and receives 40 seconds of air-time. It publicizes and praises an activity organised by police officers about preventing breast-cancer in ways that demonstrate a positive awareness of gender concerns. First, it shows women as police officers, a domain traditionally dominated by men. Second, it shows women as active defenders of their own health and security through measures to increase the possibility of surviving cancer. Third, it shows women actively involved in public health and safety campaigns. Further, it highlights how these women employ a creative definition of public safety which expands the responsibilities of the police beyond fighting crime to include fighting disease through good health practices. Finally, that the police officer interviewed mentioned the objective of the event was to reach both women and men highlights the importance of inclusiveness. The article demonstrates the awareness about the

issue by both the news subjects and the journalists themselves.

Conclusion: Not only is the actual event featured a fine example of the social benefits of the active participation of women in professional roles traditionally dominated by men; but also the news editor and journalists, in their gender-aware and prominent portrayal of this piece, pay homage to the active power of women to foment social change.

<p>Title: Untitled</p>	
<p>Country: Nicaragua Source: Radio Ya, radio news story</p>	

Summary: This short radio news report describes the increasing participation of men in activities that were once considered the responsibility of women such as nursing the sick, accompanying women during labour and caring for children.

Analysis: This piece shows gender-aware journalism by highlighting the changing attitudes in society on the role of men in caring for others or in accompanying spouses and family members through labour and child-birth. It adequately reflects changing gender-roles and cultural norms in addition to actively supporting the creation of public awareness about the changing trends.

Conclusion: Journalists can support attempts by women and men to overcome the limitations imposed by traditional gender-stereotypes by calling attention to trends that defy stereotypes, rather than using language that reinforces gender-roles and prevailing cultural norms.



7. Towards Ethical Reporting And Gender Balance: A Trade Union Perspective

Mindy Ran

The scope of the *Global Media Monitoring Project* can be seen throughout this report to fall into two intertwined categories; how women are portrayed in news content in contrast to men and how women, again in contrast to men, participate in creating the news as reporters and newscasters. Each category clearly impacts the other.

In order to understand the mechanisms at work that keep change to a snail's pace and appear to strengthen the status quo into a further stagnant, barely moving sticky mass, the stark reality of statistics are essential. Equally essential is to understand the human realities and circumstances behind the numbers in order to develop new pathways for change. In this regard, journalists' trade unions and trade union federations are an excellent source to both inform, and shape the debate.

In these days of speedy media: shorthand news bulletins, quick web journalism and instant blogging, ethical journalism is an old fashioned ideal – promoting quality, fair and balanced reporting. In fact, it refers back to what quality journalism is supposed to be; it recognises the impact and input of the media in shaping societal norms, informing debate, creating a change in consciousness, or supporting and reinforcing bias and discrimination, and/or pandering to the status quo. Ethical journalism is about taking responsibility for the choices made with an awareness of the impact of those choices; decisions on who to interview, in what capacity, how to visually portray them, as well as who has access to training, who is hired, who is promoted, who presents the news, and its content.

Inherent in this responsibility is the concept that fair, balanced reporting **is** ethical reporting, which in turn, can only be achieved by equity, both in the news content, and within the newsroom.

So while the concept of ethics in relation to various aspects of the media is not new, applying it specifically to gender is a more recent result of the long journey searching for new and more efficient pathways to effect change. The statistics and case examples of the GMMP 2010 reflect reality

very clearly by showing the continuing trend of small percentages of progress. It is therefore important to understand what lies behind those numbers, in both the industry treatment of women and in the portrayal and representation of them, because a continuing lack of women's voices, faces and opinions can never be ethical, or offer a fair or balanced media.

“Sticky floors” and worse

While statistics show that more and more women are training and entering the field, the number at the very top of the profession remain shockingly low, or in some countries, non-existent. In the US, Western Europe, Canada and Australia they speak of “sticky floors” and “glass ceilings”, with the result that the lack of promotion for women in these countries means that as they age, the pay gap increases, despite almost 50 years of equal pay legislation.

In trade union reports to the Gender Council of the International Federation of Journalists (the IFJ represents **600,000** union journalists in 123 countries globally) the following conditions are still rife throughout the industry *globally*, and therefore impact the quality and content of the news: high stress levels, unequal pay, bullying, harassment and intimidation (including sexual and actual threats of violence), unacceptable workloads, lack of access to training and education, systemic or hidden discriminatory practices (such as curfews and lack of child care) and overt sexism in hiring and assignment practices.

Additionally, anti-social work hours and lack of flexible work time may contribute to forcing many working mothers, in particular, into part-time, temporary or freelance positions. This in turn puts them in even more vulnerable positions in terms of promotion, legal status, job security and the ability to share the same rights as contracted colleagues. In countries that “protect” maternal rights, women are often still penalized; losing pension time, seniority, and in some cases providing an excuse for dismissal.

In other countries, women can often be more vulnerable to intimidation and threats

(death, violent and sexual, threats against the family) than their male colleagues when working on cases of investigative journalism, particularly in the fields of human rights or corruption, from criminal groups and corrupt officials.

Sadly, these conditions are neither new, nor improving very quickly, but they are improving albeit very slowly.

Initiatives: Old and new

If a shift in laws was the answer, (although they are an essential start), then the equal pay gap for example would simply be a horror story we tell our children of the “bad old days”. The simple truth is that after all of these years of activists battling inequality the simple, obvious things have been changed (International Labour Organisation (ILO) and human rights treaties, equal pay legislation, etc.), so it is clear that more subtle mechanisms are at work that in turn require a different, more subtle approach.

Within the journalists' trade unions and federations, older initiatives have been slowly, quietly working to achieve change; women's charters (that lay out action plans to create change adopted by individual unions), Dignity at Work clauses in collective bargaining agreements (that set out guidelines for behaviour at work and create a procedure to handle instances of bullying and harassment) and codes of conduct for the industry.

The National Union of Journalists in the UK and Ireland is one of the oldest journalists' trade union in the world. In order to join this union one must agree to abide by their code of conduct (originally drawn up in 1936, with changes over the years), which includes ideals such as fair and balanced reporting, and the following clause:

“10. Produces no material likely to lead to hatred or discrimination on the grounds of a person's age, gender, race, colour, creed, legal status, disability, marital status, or sexual orientation”

In a statement created at the IFJ conference on Ethics and Gender: Equality in the

7. Towards Ethical Reporting And Gender Balance

newsroom¹, the following points were highlighted;

"it is essential to hold strong to principles of ethical reporting to fight gender stereotypes, to combat aggressive behaviour, harassment, inequality in promotion, training and pay, and to stand up for dignity in our work as journalists and media professionals..."

"that all media workers, journalists, and trade unionists should work together to improve ethical journalism, to respect the rights and dignity of all women, and to ensure that the images of women in media and society reflect the need to end all discrimination in social, economic, political and cultural life..."

By creating and adopting these sorts of declarations, which in turn are brought back to each of the countries (journalists unions) involved, a cohesive statement of intent filters down to individual and local groups, much like the women's charters. Further, concrete actions included: increasing efforts to eliminate all forms of violence, sexual harassment and bullying, to insist these issues are brought into the mainstream of core union work, to increase training on both the ethics of equal rights, but also on gender issues and to encourage more gender sensitive and aware media content.

With these actions in mind we now turn attention to the way forward charted following the 2005 GMMP in order to propose a revised action plan for the next 5 years.

Revisiting the GMMP 2005 Action Plan²

Advocacy and lobbying

This action point pertains to change driven by gender activists in civil society groups including journalist unions and federations, using the GMMP results as hard evidence for advocacy. It will continue to be essential to have this sort of data in order to answer those that believe, mistakenly, that equality has already been achieved. The action point outlines the role activists can play to encourage debate and improve awareness of gender content and impact in the news and among the public.

Media policies and accountability

As an extension of, and complementary component of union codes of conduct, editorial guidelines for gender balanced reporting admit the responsibility of the media to be held accountable. Therefore, developing editorial guidelines that include an increased awareness of gender sensitive content will also help to inform and increase a fair and balanced gender image in the media. Gender and media activists should actively disseminate gender aware guidelines, and lobby all media outlets to either develop or increase gender-sensitive content in their guidelines.

Organizational targets and in-house monitoring

This action point also remains valid, as the guidelines and goals mentioned above can easily become a never-ending story that tires and frustrates everyone involved if no change is detected. By monitoring news content for gender balance in sources, subjects and news staff, media outlets can use this information, not only as a measure of progress, but also to help set attainable goals.

Sensitisation and training of journalists and editors

Journalism courses, university media programmes and technical schools should include ethical reporting guidelines and gender guidelines. These should also be incorporated in on-the-job training and professional development workshops for working journalists. Also, thought should be given to training managers, editors, producers and publishers to raise awareness and to inform and support ideals to create gender balance in the newsroom and in media content.

Additionally, care should be given within the trainings to ensure fair and equitable access; balancing as much as possible the numbers of those who are eligible for the training to 50/50 women/men. Training programmes should remain aware of and address requirements and practices that may have hidden impacts such as disallowing certain groups from participating.

Media analysis skills

As the media pace increases, we are now more than ever before saturated with images that become difficult to actually "see" and understand. Media analysis skills become even more essential as time and pace march on. Therefore, the ability of the public to critique what we are seeing, and to monitor the messages received is essential. It is as important now, as then, to support media literacy groups that can inform democratic debate and train the public to see and understand the messages they are being offered. The 2005 action plan highlights the need for funders to recognize and support critical media skills in the context of informed citizenship.

Development of media monitoring

One of the primary action areas assisted by the GMMP research is the development of monitoring tools and methods. The ability to monitor and understand is often the first step in providing concrete evidence of the need for change. Additionally, the type of method employed by researchers in the GMMP can be tailored to address the needs of media organisations, journalists, academics, and public interest groups. There are a variety of possibilities, from the implementation of more regular monitoring of specific media in a specific geographic area, to an expansion into monitoring new media forms, such as internet news or "news feeds" that use "social media" sites such as Facebook and Twitter.

One final note: Improving the gender balance in the industry

Work in the next five years should also include trade unions and federations in terms of their role in achieving a more gender-sensitised and balanced work floor. Activists within and outside media should encourage trade unions to press for among other rights, flexible work times, job-sharing possibilities, accessible childcare and parental leave. They should encourage journalists unions and federations to lobby for the right to organise, for the improvement of the rights of temporary and freelance workers, and for the development and adoption of 'Dignity at Work' clauses to combat bullying and discrimination.

1 Held in 2009 and attended by 60 participants from 45 countries. **To Tell You the Truth: The Ethical Journalism Initiative** (by Aidan White) and the **IFJ Ethical Journalism** campaigns were launched at the conference. Read more at the International Federation of Journalists website www.ifj.org.

2 Gallagher, Margaret. 2005:104-106. *Who makes the news? Global Media Monitoring Project 2005*. Report available at www.whomakesthenews.org

8. A Roadmap to Accelerate Progress in the Portrayal and Representation of Women in the News

The GMMP research shows an increase of 6 percentage points in women's presence as subjects in the news since the year 2000. If conditions remain unchanged and the rate of progress is maintained, it will take at least 40 more years to reach parity. The plan of action below drawn from agreements adopted at regional and global meetings¹ is intended to not only accelerate the pace of change but also re-direct progress to areas of media policy and practice that constrain advancement towards more gender-just news media.

The actions refer back to the strategic objectives in Section J on 'women and the media' in the 1995 Beijing Declaration and Platform for Action which first recognized the importance of media monitoring as tool for change towards gender equality.

Strategic objective J.1. Increase the participation and access of women to expression and decision-making in and through the media and new technologies of communication.

In partnership with editors, media regulatory bodies, journalist associations, training institutions, government, communication and information, and civil society among others

1. Compile and promote the use of regional directories of Women Experts. Specific actions:
 - a. Create a regional on-line and print version of the directory of women experts covering diverse thematic areas.
 - b. Partner with existing networks and contacts in the region to develop the directory.
 - c. Distribute the directory to media in order to increase the presence of women as sources in the news.

Under the lead of media trainers, journalism training institutions and researchers with support from governments, regional organisations and international organisations:

2. Create 'gender and media' curricula and modules in schools, journalism training institutes and centres,
3. Equip managers and instructors with skills to apply the modules to train gender sensitive media professionals
4. Train media owners, publishing directors, director generals of radio and television, chief editors, programme directors, producers and animators on gender issues and gender-balanced reporting

Under the lead of media practitioner associations, journalist unions and media owners with support from governments:

5. Adopt and apply policies on gender parity in media
 - a. Encourage adoption and application of policies on gender parity. Rectify gaps
 - b. Act to strengthen policy implementation systems favourable to media development and promotion of gender responsiveness and gender equality in the media
6. Promote women's leadership in media
 - a. Encourage training and re-training of women media professionals

- b. Support the creation of news agencies which originate in women's networks and organizations for new practices in the media portrayal and representation of women to emerge.

Strategic objective J.2. Promote a balanced and non-stereotyped portrayal of women in the media.

Aidan White, IFJ Secretary General attributes the persistence of gender-unfair and stereotyped media content to 'economic interests and age-old customs at work'.² As he rightly points out, the relationship between, on the one hand, the enactment of policies and the increase in the numbers of women in media, and on the other hand the decrease in gender-unfair and stereotypical content is not linear. Deeply entrenched and more often than not unrecognized prejudices obstruct the institutionalisation of gender balance in media practice. The recommendations below are intended to provide practical guidelines for a professional ethic of gender-just media practice.

In partnership with editors, media regulatory bodies, journalist associations, training institutions, government, officials of communication and information, and civil society among others

Under the lead of civil society organisations with support from governments, international non governmental organisations and the private sector:

7. Carry out gender and media sensitisation initiatives. Specific actions:
 - a. Sensitize the media on gender balanced reporting:
 - i. Work in collaboration with national, regional, and international media associations as well as media training institutes to develop training and sensitization findings from media monitoring research such as the GMMP to address the gap in representation of women in the news.
 - ii. Engage the media in debates and dialogue on the GMMP findings to address the issues raised in the report.
 - b. Expose both mainstream and community media to existing gender instruments which would guide gender responsive coverage.

8. A Roadmap to Accelerate Progress

8. Build a new social imagination of gender-fair, gender-balanced media as women's human rights. Specific actions:
 - a. Re-train media consumers to understand that violence in the media contributes to and reinforces a culture of violence.
 - b. Re-train media consumers to challenge media that promotes, incites, glorifies, glamorizes, eroticizes or trivializes violence against girls and women.
 - c. Train communities - women and men - in critical media literacy to 'read' media content from a gender perspective.
 - d. Establish annual gender media awards in recognition of best practices in gender-fair, gender-balanced media practice.
 - e. Create an interactive gender and media monitoring website for media users.
9. Undertake gender and media monitoring initiatives. Specific actions:
 - a. Train trainers in media monitoring.
 - b. Develop a training manual for gender and media monitoring.
 - c. Produce statistics and reference databases on the gender dimensions of news, advertising, entertainment, soap operas and telenovelas running over extended periods of time.
 - d. Disseminate the results of studies by media observatories using audiovisual products that show the lack of coherence between media messages, country realities and the need for awareness of a reflective and critical approach to media.
 - e. Share tools and experiences in policy and media monitoring.
 - f. Establish media monitoring working groups to undertake ongoing and consistent media monitoring at national level.
 - g. Work with media councils and media associations to implement action plans using the results of national media monitoring as evidence.
10. Forge positive partnerships, networks and coalitions with media councils, media associations and other organisations.
11. Working with relevant inter-governmental agencies and women's NGOs, develop national and regional action plans on 'gender & media'.
12. Support women's media as an alternative at the same time as they work to transform mainstream media.
13. Undertake advocacy campaigns for policies upholding freedom of expression.

Under the lead of media practitioner associations, journalist unions and media owners with support from regional and international organisations:
14. Establish gender sensitive media codes of practice. Specific actions:
 - a. Review existing media codes of ethics and communication policies to establish whether or not they are gender sensitive.
 - b. Propose amendments of the codes to make them more gender responsive.
 - c. Lobby for the adoption, dissemination and enforcement of these codes.
 - d. Create awareness on policy advocacy tools

- 1 The agreements were adopted by media practitioners, civil society organisations and representatives from government agencies at meetings convened by WACC as a follow-up to the third GMMP in 2005. The agreements are: *Nairobi Declaration on Gender and Media Advocacy*, 2007; *Déclaration de Dakar sur le Plaidoyer Genre et Médias*, 2007; *Outcomes statement of the Pacific Region Gender and Media Advocacy Training workshop*, Suva, October, 2007; *The Caribbean Region Gender and Media Advocacy Plan Of Action*, Kingston, 2008; *Propuesta De Plan De Incidencia Para La Region De America Latina Y El Caribe*, Quito, 2008; *Declaration from the international consultation on 'gender and media'*, Cape Town, 2008.
- 2 White, Aidan. 2008. *The Ethical Journalism Initiative*. International Federation of Journalists.



GMMP Monitors, Suriname

Annex 1. Methodological Notes

The 2010 Global Media Monitoring Project (GMMP) was the fourth time the GMMP was undertaken, it was also the second time Media Monitoring Africa was privileged to be the data analyst. The GMMP continues to grow not only in terms of participating countries, but also in refining and improving the monitoring methodology. As with previous years, the overall methodology has remained the same to ensure comparability between different iterations of the GMMP research. As was the case in 2005, the challenges were identified and the methodology team was able to focus on making key changes in order to ensure even more reliable and accurate results. One of the key changes was the provision of a database to participants to allow in-country data capture. In addition this GMMP also saw the introduction on a pilot basis of internet media monitoring. Other changes are highlighted below.

The process

One of the innovations for GMMP 2010 was the introduction of an international virtual working group which over a period of 6 months reviewed the coding materials in detail and scrutinised, suggested, discussed and debated criteria, aims and results. Their objective was to revise and update the methodology¹ to reflect new thematic concerns and the current news media environment. The group consisted of a range of international gender and media experts, researchers, NGOs and academics from across the world and was coordinated online by the World Association for Christian Communication (WACC). The impact of the online consultation was that many of the challenges experienced in 2005 were resolved and new features included.

An example is the refinement of the GMMP story classification system. The 2010 system categorizes stories into 7 major topics areas and 52 sub-topics. The 52 sub-topics are a refinement as well as expansion of 44 sub-topics in the previous GMMP, a fine-tuning intended to add specificity and reflect current topical concerns. For instance, 'economic crisis, state bailouts of companies, company takeovers and mergers, global financial crisis, etc...' was added as a new sub-topic

under 'Economy' in view of the global financial crisis that began to show its effects in 2007.

A second example is the effort to increase clarity on the question whether a story challenged, reinforced, or neither challenged nor reinforced stereotypes. Feedback from monitors who had participated in GMMP 2005 revealed lacunae in the formulation of this question in the 2005 monitoring guide. The 2010 guide addressed this by revising the question and adding illustrative examples from winning entries to the WACC 2009 Photo Competition themed *Portraying Gender*. The photo examples portray women or men in ways that offer new perceptions about their roles and responsibilities; they challenge conventional understandings of 'femininity' and 'masculinity'.

The inclusion of a diversity of approaches and perspectives applied to the method resulted in even better coding materials which were more comprehensive and easier to understand across the different countries.

In a further effort to promote more accurate and uniform monitoring, WACC arranged a workshop in Cairo where the GMMP regional coordinators received training on the methodology. Country and regional workshops were held as well, but generally, national coordinators conducted their own in-country training of monitors, with technical support from WACC. Methodology training resources for trainers as well as self-administered tutorials for monitors were made available through the GMMP website www.whomakesthenews.org.

Participating groups were provided with detailed information packs outlining the activities and what would be involved in the research. This included: a guide to selecting media, the number of media to code, guidelines on which bulletins and programmes to select and contextual information for each country. Clear practical instructions were given on how to code. Monitoring teams in selected countries with high per capita internet access were invited to code their national internet news websites chosen following

set criteria. Instructions to monitors included illustrative examples of news items as well as completed coding sheets.

In 2005 a media band system was introduced to ensure a more even spread of data. For this GMMP, the same system was applied after information about each participating country had been checked and updated. As in 2005 the bands were determined by the overall number of each type of media in each country. For example, a country with 5 national television channels was in band 3 while a country with only 1 national television channel was in band 1. Participants were given further guidelines to select the major news bulletins and newspapers. For television and radio, participants had to code the entire bulletin while for newspapers they had to code the 12 to 14 most important stories/items starting on the most important news pages. For accuracy in coding each radio and television bulletin was recorded. For the internet news monitoring pilot, 12 to 14 news stories from the home page and news sections of the websites were coded. Articles beyond the third layer of the website – 2 mouse clicks away from the home page – were not coded.

For all media each news story was coded as a separate item and for each story up to 20 pieces of information needed to be captured on the coding sheet. In each item, information about the story, the people in the story as well analytical elements were captured. For standardisation purposes, all pieces of information were numerically coded from fixed lists.

The following example illustrates how the coding system worked. In the newspaper example below, the story was about Global warming (subject code 24) and the scope of the story was international (code 4). No reference was made to gender and or human rights policy or relevant legislation (code 2 – This was a new criteria in 2010). The story had one female journalist (sex code 1). There were two subjects. One a person, (code 1 person), and the other a UN report was quoted, (code 2 – secondary source). The person was a man (sex code 2) whose age was not stated (age code 0 – do not know) and his occupation was an

academic (occupation code 5 – academic expert). The secondary source codes, 5 for sex, 7 for Age and 27 for Occupation were all default codes which indicated that it was a secondary source. This aided in accuracy of coding. All other pieces of information were similarly coded.

Given the changing nature of the media environment it was also decided that monitoring internet media should be included in GMMP 2010. As a new

Story	1. Page number only if stated	1	
	2. Subject	24	
	3. Scope	4	
	4. Relevant policies	2	
Journalists/ Reporters	5. Sex	1	
	6. Person / Secondary Source	1	2
People	7. Sex	2	5
	8. Age -	0	7
	9. Occupation/ position	5	27

element it was decided by the virtual working group that internet news media should be piloted with a view to including it as a core monitoring component in GMMP 2015. As a new element, certain challenges had to be addressed, including which websites to code, which stories and how they could be selected. It was also important that the existing methodology be used as much as possible so as to enable comparison with other media along similar criteria. While there were some challenges that will be ironed out for the following GMMP, for example, adding internet specific criteria to the methodology, the internet pilot was successful in adapting and utilising the existing methodology. 16 countries participated in the internet GMMP pilot.

In addition to the quantitative data, participants submitted qualitative case

studies written following the GMMP qualitative case studies matrix¹. These included highlighting examples of stories which are blatantly stereotyped, stories that are more subtly stereotyped, missed opportunities or stories that were gender blind, as well as stories that were gender aware. Thus for the qualitative analysis stories were examined according to the criteria set out below as outlined in the user guide: Stories that are blatantly stereotyped, for example, stories which use language or visual images that denigrate women, or trivialise women’s achievements, or that glorify or justify male violence;

1. Stories that are more subtly stereotyped, for example, stories that contain unstated assumptions about the roles of women and men (e.g. a successful woman who is ‘nevertheless a good wife’), or stories that convey stereotyped beliefs, such as those that depict women as emotionally fragile;
2. News items or stories that are missed opportunities or gender blind, for example, stories that could have been enriched and expanded by including a wider range of sources and viewpoints, or by shedding light on different implications for women and men;
3. Gender aware stories, these were further broken down into subcategories:
 - a. Stories that challenge stereotypes, for example stories that overturn common assumptions about women and about men. For instance a journalist may choose to include female experts in a story about national economic policy, or fathers in a story about play groups for pre-school children.
 - b. News items or stories that demonstrate a balance of sources and show the different impact of particular situations on women and men. There are many examples of everyday news that is reported only from a male perspective. Conversely, these may be stories in which both women and men are consulted and this brings fresh perspectives to the news.
 - c. Gender specific: News items or stories that highlight issues pertaining to equality or inequality between women and men or are about campaigns, structures or processes to advance gender equality: These will include stories that focus directly on an area of inequality - for instance, the ‘glass ceiling’ in employment.

Another innovation was the introduction of a database that could be used to capture the data in-country. The country databases were subjected to a series of quality control checks before the data could be integrated into the central database.

The country databases, monitoring sheets, newspaper samples, TV and radio newscast recordings and website snapshots were submitted to WACC and MMA.

Data from the coding sheets was captured into the database. A series of over 5000 queries were run on the data to produce the final results.

Accuracy

Accuracy and reliability are critical features of any media monitoring project and given the magnitude of the GMMP it was essential that these criteria were factored into every stage. Care was taken during the design of the codes and coding information sent to participants to ensure a standardised approach to the coding.

One of the greatest challenges the GMMP poses is that it involves several hundred people spread throughout the world, speaking many different languages and with a diverse range of fields of speciality and interest. In order to help ensure accuracy, detailed coding information and examples were provided to the monitors as well as email support. Responsibility for organising the monitoring was placed in the hands of national GMMP coordinators. Their role in ensuring accuracy in the coding was crucial and this was made clear to each country coordinator. It should be noted that all groups that participated did so voluntarily. In an ideal situation the monitoring would have been carried out by specially trained gender media researchers. However, WACC’s approach to the GMMP ensures not only a diverse participation but also that by participating, new skills are developed, and grassroots organisations are empowered. MMA’s 17 years of media monitoring experience has shown that these diverse groups do not detract from the accuracy and reliability of the data, but rather, because they have new skills to develop and their own information to gain they tend to demonstrate greater levels of commitment to the project. It can be concluded that the accuracy of the results has not been compromised.

The coding sheets received by MMA as well as the country databases demonstrated that in the overwhelming majority of cases coding was done in line with the GMMP methodology. In those instances where this was not the case, the data was omitted

so as not to compromise the reliability of the study. In addition, data was checked at four stages during the analysis process. Data was scanned when it was received by MMA for any apparent inconsistencies and to ensure the correct numbers of media were monitored. Any discrepancies were checked with the national coordinators. The data was then submitted to dedicated GMMP team members in MMA where further data checks were run. These included random sampling as well as consistency checks. As data was captured, to reduce any potential errors, comparison checks were run where samples were selected and compared with what had been entered into the database. Where MMA received a completed country database a series of automated quality control queries were run. Where any inconsistencies occurred they were checked back with the country coordinator concerned. In some instances, coding sheets were submitted and data recaptured to ensure greater accuracy. One of the challenges encountered related to minor differences in coding information which resulted in MMA rechecking all data from Spanish language participants. Finally, data was checked again as each of the results were produced. In a global project of this nature and scope, some errors in interpretation as well as in coding may be expected. In most instances these errors were quickly identified and rectified. Similarly to GMMP 2005, less than 0.5% of all results were excluded from the final data set. In all, MMA made substantive corrections to less than 10% of all data received, indicating an extremely high accuracy level.

Weightings

GMMP 2010 used a similar weighting system to that used in 2005. As with all other GMMP processes the weighting system was scrutinised, updated and retested to ensure reliability and accuracy. It is worth noting some of the core criteria for utilising such a system. To produce global results, certain assumptions must be made. To begin with, it needs to be accepted that simply adding up all the monitoring results of all the participating countries' would mean that the countries that submitted the most data would on average determine the overall results. Thus if India, for instance, submitted data for 100 media, the data submitted by, say, Swaziland for 5 media would have little, if any, impact on the results. Similarly it would be equally unfair if all results were normalised so each country's results had the same weighting or value. Such a system would, for example, result in

Swaziland having the same impact on the results as India. The global results therefore need to be aggregated in such a way that they take into account the relative size of each country.

As in 2005, in addition to the population size, the number of media in each country as well as (in the case of print) the circulation of the media must be taken into account to establish the weightings.

Data on the number of national radio and television stations and newspapers in each country were checked and updated based on figures from 2005. Countries were then ranked separately according to their number of newspapers, radio and television channels and then grouped in media bands. Each band then determined a maximum and minimum number of media that should be monitored by each country.

Population figures and the number of media alone do not allow for difference in media access. It may be the case for example that two countries have a similar numbers of newspapers, but their impact, in terms of the number of people who read them, may be dramatically different. To address this, within each band a weighting for radio, television and print media was then calculated. For radio and television this was based on how many people in the population were able to receive the channel. In most instances this figures was close to 100% of the national population. For print media the overall circulation figures for each country were used.

The significant differences in numbers of people and media which may range from billions of people and thousands of media to thousands of people and only a handful of media, however, still presented a problem for the weighting system. Some countries like China and India with hundreds of millions of people and thousands of media would simply have overwhelmed the results of countries with much smaller populations and far fewer media. To address this element of the weighting challenge, a square root weighting system was applied. Square root weighting is an internationally applied system used most commonly by large international bodies in determining voting numbers of participants as a means of preventing large organisations from simply overwhelming the smaller ones. In an international mountaineering federation for example, if votes were handed out simply on the basis of those countries who had the most members, countries with hundreds of thousands of members would swamp those with only a few thousand members. Square root weighting for GMMP 2010

essentially involved taking the square root of each of the media weightings. The end result was a series of three weightings for each country - one each for print, radio and television. In producing the results, each country was examined to assess whether they had monitored the number of media required by their media band. Countries that monitored more media than required had their weighting altered downwards as a proportion of how many media they should have monitored in order to count less in the final results while those countries which did not manage to monitor sufficient media had their weightings proportionately raised.

The weightings were used in all results where global and regional results were produced.

Limitations

As with the previous GMMPs, while every effort has been made to ensure accurate and reliable data a study of this nature necessarily has a number of limitations.

The new weighting system put into place for GMMP 2005 and 2010 has gone some way in addressing the limitations of sample and data size of previous GMMP's. Information utilised for the weightings was drawn from a number of sources. These included *World Press Trends 2008*, the *MISA Southern African Media Directory 2007* as well as individual internet searches from at least three sources for each country. In addition, where possible, information on the precise number of media was also sourced from the participating country coordinators. Accordingly these figures have been used in the weighting system, on the assumption that their own inherent assumptions and limitations will not affect their overall accuracy and validity. In addition, in developing the weighting system it was found that, for a limited number of countries, data on media penetration or circulation figures were not available and therefore had to be generated based on the average for the particular band.

As noted in previous GMMPs, an exact error of measurement cannot be determined for the data. Conventional content analysis practice sees different researchers coding the same material and then working out an error level based on the differences between the two results. This exercise was undertaken in South Africa based on data coded by MMA among a team of six highly skilled monitors (or three pairs) and yielded an accuracy rate of 97.7%. Again, as with previous GMMPs, logistical constraints prevented further tests so no overall figure

is available. The high level of accuracy achieved in South Africa is indicative that the methodology is clear, however a certain small level of error must be assumed.

It is clear that any impact of the limitations of GMMP 2009/10 is negligible and the overall results and conclusions are not materially affected.

As was the case in 2005, the GMMP could not have taken place without the invaluable assistance of hundreds of volunteers across the globe. Its growth and ongoing success is a tribute to their dedication and commitment to media monitoring and promoting gender equality. The weighting system was updated and checked together with Professor L. Paul Fatti, Emeritus Professor of Statistics at the University of the Witwatersrand. Similarly the GMMP results would not have been possible without the tireless efforts of a whole team at MMA, but especially, Stuart Florence, Prinola Govenden, and Albert van Houten. MMA thanks its data-capturers, checkers and analysts. From WACC, thanks go to the ever patient, GMMP consumer, Sarah Macharia and Lilian Ndangam, and more recently eagle-eyed Dermot O'Connor. Finally the success of GMMP is also owed to a host of exceptionally committed and dedicated country and regional coordinators who made sure we received the data, answered all our questions and were patient with the results.

William Bird

*Director and Ashoka Fellow
at Media Monitoring Africa,
South Africa Data Analyst and
Member of GMMP Methodology Virtual
Working Group*

-
1. The full GMMP monitoring methodology is available at www.whomakesthenews.org
 2. The matrix is an adaptation of the Gender and Media (GEM) classification system developed by Gender Links for the Southern Africa Gender and Media Baseline Study.

GMMP news stories classification system

Politics and government:

- 1 Women in political power and decision-making
- 2 Women electoral candidates
- 3 Peace, negotiations, treaties
- 4 Other domestic politics, government, etc.
- 5 Global partnerships
- 6 Foreign/international politics, UN, peacekeeping
- 7 National defence, military spending, internal security, etc.
- 8 Other stories on politics (specify in 'comments')

Economy:

- 9 Economic policies, strategies, modules, etc.
- 10 Economic indicators, stats, stock markets, etc.
- 11 Economic crisis, state bailouts of companies, company takeovers and mergers, etc.
- 12 Poverty, housing, social welfare, aid, etc.
- 13 Women's participation in economic process
- 14 Other labour issues (strikes, trade unions, etc.)
- 15 Rural economy, agriculture, farming, land rights
- 16 Consumer issues, consumer protection, fraud...
- 17 Transport, traffic, roads...
- 18 Other stories on economy (specify in 'comments')

Science and health:

- 19 Science, technology, research, discoveries...
- 20 Medicine, health, hygiene, safety, (**not** HIV/AIDS)
- 21 HIV and AIDS, incidence, policy, treatment, etc.
- 22 Other epidemics, viruses, contagions, Influenza, BSE, SARS
- 23 Birth control, fertility, sterilization, termination...
- 24 Environment, pollution, global warming, tourism
- 25 Other stories on science (specify in 'comments')

Social and legal:

- 26 Development issues, sustainability, etc.
- 27 Education, childcare, nursery, university, literacy
- 28 Family relations, inter-generational conflict, parents
- 29 Human rights, women's rights, minority rights, etc.
- 30 Religion, culture, tradition, controversies...
- 31 Migration, refugees, xenophobia, ethnic conflict...
- 32 Women's movement, activism, demonstrations, etc
- 33 Changing gender relations (outside the home)
- 34 Family law, family codes, property law, inheritance...
- 35 Legal system, judiciary, legislation apart from family
- 36 Other stories on social/legal (specify in 'comments')

Crime and violence:

- 37 Non-violent crime, bribery, theft, drugs, corruption
- 38 Violent crime, murder, abduction, assault, etc.
- 39 Gender violence, femicide, harassment, rape, trafficking, FGM
- 40 Child abuse, sexual violence against children, neglect
- 41 War, civil war, terrorism, state-based violence
- 42 Riots, demonstrations, public disorder
- 43 Disaster, accident, famine, flood, plane crash, etc.
- 44 Other crime/violence (specify in 'comments')

Celebrity, arts, media, sports

- 45 Celebrity news, births, marriages, royalty, etc.
- 46 Arts, entertainment, leisure, cinema, books, dance
- 47 Media, (including internet), portrayal of women/men
- 48 Beauty contests, models, fashion, cosmetic surgery
- 49 Sports, events, players, facilities, training, funding
- 50 Other celebrity/arts/media news (specify in 'comments')

The Girl-child

- 51 News about the girl child including: cultural attitudes, practices, education, health, economic exploitation

Other

- 52 Use only as a last resort & **explain**.

Annex 2. Index of Tables and Charts

1. Key findings: 1995-2010	xi
2. Media monitored for GMMP: 2010.	4
3. Topics in the news: 2005-2010	5
4. Topics in the news. Regional comparisons: 2010	6
5. Female news subjects by medium: 1995-2010	7
6. Female news subjects by region: 1995-2010	7
7. Overall presence of women in the news: 1995-2010	8
8. Female news subjects in local, national and international stories: 1995-2010.. . . .	8
9. Sex of news subjects in different story topics: 2010.	9
10. Occupations of female news subjects: 2000-2010.. . . .	10
11. Functions of female news subjects: 2005-2010.	12
12. Functions of news subjects, by sex, by occupation: 2010.	13
13. Age of news subjects in newspapers, by sex. 2005-2010.	13
14. Age of news subjects on television, by sex: 2005-2010.	14
15. Age of news sources (people interviewed), by sex: 2010.	14
16. News subjects portrayed as victims, by sex: 2005-2010	15
17. News subjects portrayed as survivors, by sex: 2005-2010.. . . .	15
18. News subjects identified by family status, by sex: 2000-2010	16
19. News subjects by sex, identified by family status, by sex of reporter: 2010	16
20. News subjects' functions and family status, by sex: 2005-2010.	17
21. News subjects quoted in newspapers: 2000-2010.. . . .	17
22. News subjects photographed in newspapers, by sex: 2000-2010.	17
23. Stories by female presenters and reporters: 1995-2010.	22
24. Stories by female presenters and reporters, by region: 2000-2010.. . . .	22
25. Stories presented on radio and television, by region, by sex of announcer/presenter: 2010. . .	23
26. Stories presented on television by female announcers, by age of announcer/presenter: 2010. .	23
27. Stories by female reporters, by region, by medium : 2010.	23
28. Stories by female reporters, by region: 2000-2010.	23

29. Stories by female reporters, by major topics: 2000-2010.	24
30. Stories by female reporters, by scope: 1995-2010.	24
31. Female news subjects, by sex of reporter: 2000-2010	24
32. Stories by female television news reporters, by age of reporter: 2005-2010.	25
33. Women's centrality in the news: 2010.	29
34. Stories where issues of gender equality or inequality are raised, by region: 2005-2010.	30
35. Stories where issues of gender (in)equality are raised, by sex of reporter: 2005-2010.	30
36. Stories where issues of gender (in)equality are raised, by region, by sex of reporter: 2010.	30
37. Stories where issues of gender (in)equality are raised, by region, by sex of news subject: 2010.	30
38. Whether stories raise issues of gender (in)equality: 2010.	31
39. Stories and gender stereotypes, by topic: 2010.	33
40. Stories and gender stereotypes, by region: 2010.	33
41. Gender stereotypes in reportage, by sex of reporter: 2010.	34
42. Gender stereotypes in reportage, by sex of reporter, by region: 2010.	34
43. Gender stereotypes in story sub-topics: 2010.	35
44. News stories citing gender equality or human and women's rights instruments: 2010.	36
45. GMMP 2010 results on selected Millennium Development Goals.	36
46. Participating countries and number of news websites monitored	40
47. Main topics in internet news: 2010.	40
48. Main topics in Internet news by sex of subject: 2010	40
49. Portrayal of Internet news subjects as victims, by sex: 2010.	42
50. Internet news subjects in photographs and video components, by sex: 2010.	42
51. Main topics in Internet news, by sex of reporter: 2010.	43
52. Internet news stories reported, by sex of reporter: 2010.	43
53. Internet news stories and gender stereotypes by topic: 2010.	44
54. Internet news stories and gender stereotypes: 2010.	44
55. Women's centrality in internet news stories: 2010.	44
56. GMMP case studies classification matrix	46

Annex 3. National Results

NOTE: 'News subjects' in the National Results Charts refers only to people who the news is about. It excludes people interviewed other than the person the story is about. Only in Chart 5 does 'news subjects' refer to all people in the news – those interviewed and those who the story is about. In the 2005 GMMP report, in all charts in the annex 'news subjects' refers to both people interviewed and those who the story is about. Chart 5 therefore is the only one referring to 'news subjects' that is strictly comparable in the 2005 and 2010 reports.

1. Sex of presenters, reporters and news subjects		PRESENTER				REPORTER				SUBJECT				TOTAL
		FEMALE		MALE		FEMALE		MALE		FEMALE		MALE		
REGION	COUNTRY	N	%	N	%	N	%	N	%	N	%	N	%	
Africa	Benin	12	60%	8	40%	8	29%	20	71%	5	25%	15	75%	68
	Botswana	13	62%	8	38%	9	39%	14	61%	2	10%	18	90%	64
	Burkina Faso	9	53%	8	47%	13	25%	38	75%	34	27%	90	73%	192
	Burundi	1	3%	31	97%	13	27%	35	73%	8	23%	27	77%	115
	Cameroon	24	62%	15	38%	7	54%	6	46%	2	13%	13	87%	67
	Congo, Dem Rep	7	70%	3	30%	6	17%	29	83%	3	13%	20	87%	68
	Congo, Rep (Brazzaville)	0	0%	8	100%	5	56%	4	44%	1	33%	2	67%	20
	Ethiopia	13	41%	19	59%	6	30%	14	70%	2	6%	29	94%	83
	Ghana	12	100%	0	0%	9	47%	10	53%	4	19%	17	81%	52
	Guinée Conakry	36	92%	3	8%	10	17%	50	83%	6	15%	34	85%	139
	Kenya	15	47%	17	53%	25	27%	68	73%	3	11%	24	89%	152
	Lesotho	4	40%	6	60%	5	50%	5	50%	3	17%	15	83%	38
	Liberia	0	0%	0	0%	0	0%	0	0%	0	0%	0	0%	0
	Madagascar	15	56%	12	44%	17	43%	23	58%	11	33%	22	67%	100
	Mauritania	3	43%	4	57%	4	13%	26	87%	5	19%	22	81%	64
	Mauritius	3	21%	11	79%	14	45%	17	55%	5	56%	4	44%	54
	Namibia	30	75%	10	25%	7	30%	16	70%	4	33%	8	67%	75
	Niger	1	8%	11	92%	8	20%	33	80%	2	11%	16	89%	71
	Nigeria	8	44%	10	56%	18	24%	57	76%	6	11%	48	89%	147
	Senegal	4	14%	25	86%	17	20%	67	80%	7	22%	25	78%	145
	South Africa	14	64%	8	36%	41	29%	98	71%	26	19%	111	81%	298
	Sudan (south)	0	0%	18	100%	0	0%	16	100%	0	0%	6	100%	40
	Tanzania	0	0%	0	0%	14	25%	42	75%	0	0%	3	100%	59
	Togo	0	0%	0	0%	7	64%	4	36%	0	0%	8	100%	19
Uganda	4	24%	13	76%	13	26%	37	74%	8	24%	26	76%	101	
Zambia	0	0%	50	100%	12	32%	25	68%	1	13%	7	88%	95	
Zimbabwe	9	100%	0	0%	13	38%	21	62%	4	33%	8	67%	55	
Asia	Bangladesh	60	35%	113	65%	12	16%	65	84%	20	24%	65	76%	335
	China	172	51%	162	49%	215	48%	237	52%	101	20%	416	80%	1303
	India	38	45%	47	55%	56	29%	135	71%	114	27%	307	73%	697
	Japan	49	64%	28	36%	11	20%	44	80%	15	22%	53	78%	200
	Kyrgyzstan	42	49%	43	51%	31	69%	14	31%	17	20%	66	80%	213
	Malaysia	105	51%	99	49%	55	49%	57	51%	64	15%	352	85%	732
	Nepal	22	25%	65	75%	0	0%	42	100%	32	16%	168	84%	329
	Pakistan	23	92%	2	8%	2	11%	17	89%	23	26%	64	74%	131
	Philippines	147	48%	157	52%	116	44%	146	56%	59	31%	129	69%	754
	South Korea	21	38%	34	62%	22	18%	98	82%	5	25%	15	75%	195
	Taiwan	187	83%	37	17%	152	48%	165	52%	69	19%	296	81%	906
	Thailand	91	62%	56	38%	34	69%	15	31%	109	15%	610	85%	915
	Vietnam	31	41%	45	59%	36	47%	40	53%	36	25%	107	75%	295
Caribbean	Belize	5	36%	9	64%	5	33%	10	67%	20	48%	22	52%	71
	Dominican Republic	5	3%	169	97%	20	28%	51	72%	28	23%	93	77%	366
	Grenada	12	46%	14	54%	9	82%	2	18%	1	5%	21	95%	59
	Guyana	9	69%	4	31%	12	80%	3	20%	18	33%	36	67%	82
	Haiti	28	44%	35	56%	12	27%	33	73%	30	25%	91	75%	229
	Jamaica	76	74%	27	26%	26	41%	37	59%	36	18%	165	82%	367
	Puerto Rico	17	49%	18	51%	52	54%	44	46%	32	27%	88	73%	251
St Lucia	4	80%	1	20%	1	100%	0	0%	1	14%	6	86%	13	

1. Sex of presenters, reporters and news subjects		PRESENTER				REPORTER				SUBJECT				TOTAL
		FEMALE		MALE		FEMALE		MALE		FEMALE		MALE		
		N	%	N	%	N	%	N	%	N	%	N	%	
REGION	COUNTRY													
Caribbean	St. Vincent and The Grenadines	0	0%	7	100%	6	100%	0	0%	4	29%	10	71%	27
	Suriname	7	30%	16	70%	3	14%	19	86%	5	29%	12	71%	62
	Trinidad & Tobago	6	14%	37	86%	23	56%	18	44%	3	7%	41	93%	128
Europe	Austria	16	35%	30	65%	33	38%	55	63%	36	19%	153	81%	323
	Belarus	28	37%	48	63%	22	46%	26	54%	0	0%	1	100%	125
	Belgium	59	30%	141	71%	51	29%	127	71%	95	26%	270	74%	743
	Bosnia & Herzegovina	60	85%	11	15%	41	58%	30	42%	28	25%	85	75%	255
	Bulgaria	12	67%	6	33%	23	74%	8	26%	40	53%	35	47%	124
	Croatia	27	48%	29	52%	35	53%	31	47%	19	29%	46	71%	187
	Cyprus	53	47%	60	53%	44	39%	69	61%	17	20%	69	80%	312
	Czech Republic	46	57%	35	43%	65	49%	67	51%	57	18%	261	82%	531
	Denmark	0	0%	61	100%	37	30%	85	70%	21	26%	59	74%	263
	Estonia	63	39%	98	61%	54	45%	65	55%	22	15%	128	85%	430
	Finland	31	39%	49	61%	49	40%	73	60%	22	27%	61	73%	285
	France	129	50%	127	50%	113	47%	127	53%	63	26%	181	74%	740
	Georgia	34	30%	79	70%	42	42%	58	58%	3	6%	50	94%	266
	Germany	49	34%	97	66%	50	29%	120	71%	76	26%	218	74%	610
	Greece	88	55%	71	45%	73	34%	139	66%	85	32%	183	68%	639
	Hungary	35	38%	57	62%	30	38%	49	62%	59	24%	192	76%	422
	Iceland	21	23%	69	77%	25	33%	51	67%	16	23%	54	77%	236
	Ireland, Republic of	0	0%	0	0%	6	60%	4	40%	5	83%	1	17%	16
	Italy	145	69%	66	31%	101	43%	136	57%	108	18%	479	82%	1035
	Kosovo	35	83%	7	17%	16	18%	75	82%	12	14%	73	86%	218
	Malta	79	75%	27	25%	33	37%	56	63%	9	16%	49	84%	253
	Montenegro	20	91%	2	9%	7	58%	5	42%	1	6%	16	94%	51
	Netherlands	4	27%	11	73%	19	22%	68	78%	24	27%	65	73%	191
Norway	40	69%	18	31%	28	30%	65	70%	41	31%	91	69%	283	
Poland	15	33%	31	67%	62	28%	161	72%	72	28%	181	72%	522	
Portugal	22	79%	6	21%	66	55%	53	45%	25	18%	111	82%	283	
Romania	22	69%	10	31%	70	59%	49	41%	55	32%	119	68%	325	
Spain	129	65%	71	36%	85	44%	108	56%	55	29%	137	71%	585	
Sweden	33	47%	37	53%	86	52%	80	48%	48	32%	104	68%	388	
Switzerland	28	49%	29	51%	41	37%	71	63%	24	20%	99	80%	292	
Turkey	0	0%	5	100%	45	19%	188	81%	51	24%	162	76%	451	
United Kingdom (England, Northern Ireland, Scotland, Wales)	114	51%	111	49%	112	32%	236	68%	150	30%	353	70%	1076	
Latin America	Argentina	36	32%	76	68%	30	42%	42	58%	32	28%	82	72%	298
	Bolivia	25	45%	31	55%	16	53%	14	47%	10	27%	27	73%	123
	Brazil	21	47%	24	53%	84	45%	102	55%	137	29%	328	71%	696
	Chile	0	0%	0	0%	6	26%	17	74%	26	30%	61	70%	110
	Costa Rica	29	25%	86	75%	16	32%	34	68%	11	20%	45	80%	221
	Ecuador	112	62%	70	38%	53	37%	92	63%	27	25%	80	75%	434
	El Salvador	8	29%	20	71%	30	41%	43	59%	1	25%	3	75%	105
	Guatemala	19	23%	65	77%	37	31%	83	69%	13	17%	63	83%	280
	Mexico	4	8%	49	92%	39	41%	57	59%	27	30%	62	70%	238
	Nicaragua	26	30%	62	70%	38	64%	21	36%	45	31%	98	69%	290
	Paraguay	52	49%	55	51%	34	35%	62	65%	18	16%	93	84%	314
	Peru	31	29%	77	71%	30	38%	48	62%	54	35%	102	65%	342
	Uruguay	64	39%	99	61%	27	30%	64	70%	33	16%	174	84%	461
Middle East	Egypt	7	54%	6	46%	2	67%	1	33%	6	38%	10	63%	32
	Israel	63	44%	79	56%	63	27%	170	73%	43	15%	239	85%	657
	Jordan	14	93%	1	7%	19	61%	12	39%	2	13%	14	88%	62
	Lebanon	55	60%	37	40%	26	43%	34	57%	38	5%	694	95%	884
	Tunisia	162	62%	99	38%	16	29%	40	71%	53	22%	183	78%	553
	United Arab Emirates	0	0%	7	100%	14	35%	26	65%	6	10%	53	90%	106
	Canada	45	40%	68	60%	76	42%	105	58%	67	30%	159	70%	520
North America	United States of America	3	33%	6	67%	29	29%	71	71%	34	23%	112	77%	255
	Australia	47	27%	130	73%	51	34%	98	66%	73	25%	221	75%	620
	Fiji	16	30%	37	70%	21	75%	7	25%	7	25%	21	75%	109
	New Zealand	39	36%	69	64%	47	46%	55	54%	72	23%	248	78%	530
	Papua New Guinea	18	100%	0	0%	18	38%	30	63%	7	21%	27	79%	100
Pacific	Tonga	22	59%	15	41%	11	61%	7	39%	1	10%	9	90%	65

2. News subjects in television, radio and newspapers		TELEVISION				RADIO				PRINT				TOTAL			
		FEMALE		MALE		FEMALE		MALE		FEMALE		MALE		FEMALE		MALE	
REGION	COUNTRY	N	%	N	%	N	%	N	%	N	%	N	%	N	%	N	%
Africa	Benin	0	0%	1	100%	0	0%	0	0%	5	26%	14	74%	5	25%	15	75%
	Botswana	1	14%	6	86%	0	0%	4	100%	1	11%	8	89%	2	10%	18	90%
	Burkina Faso	2	50%	2	50%	2	15%	11	85%	30	28%	77	72%	34	27%	90	73%
	Burundi	5	38%	8	62%	2	17%	10	83%	1	10%	9	90%	8	23%	27	77%
	Cameroon	0	0%	3	100%	2	17%	10	83%	0	0%	0	0%	2	13%	13	87%
	Congo, Dem Rep	0	0%	9	100%	2	29%	5	71%	1	14%	6	86%	3	13%	20	87%
	Congo, Rep (Brazzaville)	0	0%	1	100%	0	0%	1	100%	1	100%	0	0%	1	33%	2	67%
	Ethiopia	0	0%	0	0%	0	0%	1	100%	2	7%	28	93%	2	6%	29	94%
	Ghana	0	0%	2	100%	2	22%	7	78%	2	20%	8	80%	4	19%	17	81%
	Guinée Conakry	3	38%	5	63%	0	0%	9	100%	3	13%	20	87%	6	15%	34	85%
	Kenya	3	33%	6	67%	0	0%	11	100%	0	0%	7	100%	3	11%	24	89%
	Lesotho	2	50%	2	50%	1	20%	4	80%	0	0%	9	100%	3	17%	15	83%
	Liberia	0	0%	0	0%	0	0%	0	0%	0	0%	0	0%	0	0%	0	0%
	Madagascar	0	0%	3	100%	1	100%	0	0%	10	34%	19	66%	11	33%	22	67%
	Mauritania	0	0%	6	100%	0	0%	2	100%	5	26%	14	74%	5	19%	22	81%
	Mauritius	0	0%	0	0%	2	50%	2	50%	3	60%	2	40%	5	56%	4	44%
	Namibia	0	0%	0	0%	2	29%	5	71%	2	40%	3	60%	4	33%	8	67%
	Niger	1	50%	1	50%	0	0%	0	0%	1	6%	15	94%	2	11%	16	89%
	Nigeria	1	20%	4	80%	0	0%	13	100%	5	14%	31	86%	6	11%	48	89%
	Senegal	4	25%	12	75%	1	25%	3	75%	2	17%	10	83%	7	22%	25	78%
South Africa	3	9%	30	91%	0	0%	0	0%	23	22%	81	78%	26	19%	111	81%	
Sudan (south)	0	0%	0	0%	0	0%	2	100%	0	0%	4	100%	0	0%	6	100%	
Tanzania	0	0%	0	0%	0	0%	0	0%	0	0%	3	100%	0	0%	3	100%	
Togo	0	0%	0	0%	0	0%	5	100%	0	0%	3	100%	0	0%	8	100%	
Uganda	0	0%	0	0%	3	27%	8	73%	5	22%	18	78%	8	24%	26	76%	
Zambia	0	0%	0	0%	0	0%	3	100%	1	20%	4	80%	1	13%	7	88%	
Zimbabwe	0	0%	1	100%	0	0%	0	0%	4	36%	7	64%	4	33%	8	67%	
Asia	Bangladesh	2	20%	8	80%	3	27%	8	73%	15	23%	49	77%	20	24%	65	76%
	China	38	20%	154	80%	22	19%	94	81%	41	20%	168	80%	101	20%	416	80%
	India	23	21%	85	79%	9	17%	44	83%	82	32%	178	68%	114	27%	307	73%
	Japan	9	23%	31	78%	0	0%	1	100%	6	22%	21	78%	15	22%	53	78%
	Kyrgyzstan	2	40%	3	60%	1	13%	7	88%	14	20%	56	80%	17	20%	66	80%
	Malaysia	35	12%	249	88%	13	20%	53	80%	16	24%	50	76%	64	15%	352	85%
	Nepal	4	12%	30	88%	15	21%	56	79%	13	14%	82	86%	32	16%	168	84%
	Pakistan	2	50%	2	50%	1	10%	9	90%	20	27%	53	73%	23	26%	64	74%
	Philippines	13	22%	47	78%	34	40%	52	60%	12	29%	30	71%	59	31%	129	69%
	South Korea	0	0%	1	100%	2	50%	2	50%	3	20%	12	80%	5	25%	15	75%
Taiwan	33	27%	91	73%	9	9%	91	91%	27	19%	114	81%	69	19%	296	81%	
Thailand	52	20%	204	80%	2	7%	26	93%	55	13%	380	87%	109	15%	610	85%	
Vietnam	0	0%	2	100%	9	26%	26	74%	27	25%	79	75%	36	25%	107	75%	
Caribbean	Belize	0	0%	0	0%	6	46%	7	54%	14	48%	15	52%	20	48%	22	52%
	Dominican Republic	0	0%	2	100%	20	24%	64	76%	8	23%	27	77%	28	23%	93	77%
	Grenada	0	0%	5	100%	0	0%	2	100%	1	7%	14	93%	1	5%	21	95%
	Guyana	1	20%	4	80%	2	22%	7	78%	15	38%	25	63%	18	33%	36	67%
	Haiti	0	0%	16	100%	30	30%	69	70%	0	0%	6	100%	30	25%	91	75%
	Jamaica	12	17%	60	83%	9	14%	55	86%	15	23%	50	77%	36	18%	165	82%
	Puerto Rico	13	41%	19	59%	2	13%	13	87%	17	23%	56	77%	32	27%	88	73%
	St Lucia	0	0%	4	100%	0	0%	0	0%	1	33%	2	67%	1	14%	6	86%
St. Vincent and The Grenadines	0	0%	4	100%	1	100%	0	0%	3	33%	6	67%	4	29%	10	71%	
Suriname	1	20%	4	80%	2	40%	3	60%	2	29%	5	71%	5	29%	12	71%	
Trinidad & Tobago	0	0%	0	0%	0	0%	23	100%	3	14%	18	86%	3	7%	41	93%	
Europe	Austria	6	20%	24	80%	0	0%	10	100%	30	20%	119	80%	36	19%	153	81%
	Belarus	0	0%	0	0%	0	0%	0	0%	0	0%	1	100%	0	0%	1	100%
	Belgium	27	35%	51	65%	11	22%	40	78%	57	24%	179	76%	95	26%	270	74%
	Bosnia & Herzegovina	7	23%	24	77%	4	24%	13	76%	17	26%	48	74%	28	25%	85	75%

2. News subjects in television, radio and newspapers		TELEVISION				RADIO				PRINT				TOTAL				
		FEMALE		MALE		FEMALE		MALE		FEMALE		MALE		FEMALE		MALE		
REGION	COUNTRY	N	%	N	%	N	%	N	%	N	%	N	%	N	%	N	%	
Europe	Bulgaria	4	44%	5	56%	3	18%	14	82%	33	67%	16	33%	40	53%	35	47%	
	Croatia	11	38%	18	62%	2	40%	3	60%	6	19%	25	81%	19	29%	46	71%	
	Cyprus	8	17%	38	83%	0	0%	10	100%	9	30%	21	70%	17	20%	69	80%	
	Czech Republic	20	26%	57	74%	3	7%	42	93%	34	17%	162	83%	57	18%	261	82%	
	Denmark	2	11%	16	89%	0	0%	0	0%	19	31%	43	69%	21	26%	59	74%	
	Estonia	3	10%	27	90%	4	8%	46	92%	15	21%	55	79%	22	15%	128	85%	
	Finland	4	31%	9	69%	1	25%	3	75%	17	26%	49	74%	22	27%	61	73%	
	France	18	39%	28	61%	23	26%	66	74%	22	20%	87	80%	63	26%	181	74%	
	Georgia	1	7%	13	93%	1	4%	23	96%	1	7%	14	93%	3	6%	50	94%	
	Germany	34	30%	78	70%	6	23%	20	77%	36	23%	120	77%	76	26%	218	74%	
	Greece	41	38%	68	62%	5	19%	22	81%	39	30%	93	70%	85	32%	183	68%	
	Hungary	9	26%	26	74%	5	19%	21	81%	45	24%	145	76%	59	24%	192	76%	
	Iceland	6	26%	17	74%	6	23%	20	77%	4	19%	17	81%	16	23%	54	77%	
	Ireland, Republic of	0	0%	0	0%	0	0%	0	0%	5	83%	1	17%	5	83%	1	17%	
	Italy	41	22%	143	78%	10	10%	92	90%	57	19%	244	81%	108	18%	479	82%	
	Kosovo	0	0%	10	100%	0	0%	0	0%	12	16%	63	84%	12	14%	73	86%	
	Malta	4	11%	33	89%	1	13%	7	88%	4	31%	9	69%	9	16%	49	84%	
	Montenegro	1	7%	13	93%	0	0%	3	100%	0	0%	0	0%	1	6%	16	94%	
	Netherlands	0	0%	4	100%	2	22%	7	78%	22	29%	54	71%	24	27%	65	73%	
	Norway	10	26%	29	74%	1	11%	8	89%	30	36%	54	64%	41	31%	91	69%	
	Poland	6	43%	8	57%	12	26%	34	74%	54	28%	139	72%	72	28%	181	72%	
	Portugal	10	22%	36	78%	1	5%	19	95%	14	20%	56	80%	25	18%	111	82%	
	Romania	4	27%	11	73%	7	50%	7	50%	44	30%	101	70%	55	32%	119	68%	
	Spain	21	34%	41	66%	14	26%	39	74%	20	26%	57	74%	55	29%	137	71%	
	Sweden	5	19%	21	81%	0	0%	7	100%	43	36%	76	64%	48	32%	104	68%	
	Switzerland	6	18%	28	82%	3	14%	18	86%	15	22%	53	78%	24	20%	99	80%	
	Turkey	1	25%	3	75%	0	0%	0	0%	50	24%	159	76%	51	24%	162	76%	
	United Kingdom (England, Northern Ireland, Scotland, Wales)	48	31%	107	69%	41	25%	120	75%	61	33%	126	67%	150	30%	353	70%	
	Latin America	Argentina	11	21%	41	79%	9	38%	15	63%	12	32%	26	68%	32	28%	82	72%
		Bolivia	8	35%	15	65%	2	33%	4	67%	0	0%	8	100%	10	27%	27	73%
		Brazil	11	46%	13	54%	2	20%	8	80%	124	29%	307	71%	137	29%	328	71%
		Chile	0	0%	0	0%	0	0%	0	0%	26	30%	61	70%	26	30%	61	70%
Costa Rica		3	25%	9	75%	1	7%	14	93%	7	24%	22	76%	11	20%	45	80%	
Ecuador		8	22%	29	78%	0	0%	6	100%	19	30%	45	70%	27	25%	80	75%	
El Salvador		0	0%	0	0%	0	0%	0	0%	1	25%	3	75%	1	25%	3	75%	
Guatemala		6	26%	17	74%	3	7%	39	93%	4	36%	7	64%	13	17%	63	83%	
Mexico		0	0%	0	0%	6	18%	27	82%	21	38%	35	63%	27	30%	62	70%	
Nicaragua		16	33%	33	67%	22	32%	47	68%	7	28%	18	72%	45	31%	98	69%	
Paraguay		1	20%	4	80%	5	28%	13	72%	12	14%	76	86%	18	16%	93	84%	
Peru		15	31%	33	69%	13	26%	37	74%	26	45%	32	55%	54	35%	102	65%	
Uruguay	30	19%	131	81%	2	11%	16	89%	1	4%	27	96%	33	16%	174	84%		
Middle East	Egypt	5	36%	9	64%	0	0%	0	0%	1	50%	1	50%	6	38%	10	63%	
	Israel	9	15%	52	85%	18	12%	129	88%	16	22%	58	78%	43	15%	239	85%	
	Jordan	1	33%	2	67%	1	11%	8	89%	0	0%	4	100%	2	13%	14	88%	
	Lebanon	17	6%	292	94%	7	4%	152	96%	14	5%	250	95%	38	5%	694	95%	
	Tunisia	25	27%	68	73%	28	20%	109	80%	0	0%	6	100%	53	22%	183	78%	
United Arab Emirates	2	22%	7	78%	0	0%	0	0%	4	8%	46	92%	6	10%	53	90%		
North America	Canada	21	48%	23	52%	3	11%	25	89%	43	28%	111	72%	67	30%	159	70%	
	United States of America	2	18%	9	82%	0	0%	0	0%	32	24%	103	76%	34	23%	112	77%	
Pacific	Australia	28	32%	60	68%	13	21%	48	79%	32	22%	113	78%	73	25%	221	75%	
	Fiji	2	18%	9	82%	1	14%	6	86%	4	40%	6	60%	7	25%	21	75%	
	New Zealand	17	13%	113	87%	11	28%	28	72%	44	29%	107	71%	72	23%	248	78%	
	Papua New Guinea	2	40%	3	60%	1	17%	5	83%	4	17%	19	83%	7	21%	27	79%	
	Tonga	0	0%	3	100%	0	0%	1	100%	1	17%	5	83%	1	10%	9	90%	

3. News subjects in major topic areas		Politics and Government				Economy				Science and Health				Social and Legal			
		FEMALE		MALE		FEMALE		MALE		FEMALE		MALE		FEMALE		MALE	
		N	%	N	%	N	%	N	%	N	%	N	%	N	%	N	%
Africa	Benin	1	25%	3	75%	1	33%	2	67%	2	100%	0	0%	0	0%	4	100%
	Botswana	1	25%	3	75%	0	0%	0	0%	1	100%	0	0%	0	0%	5	100%
	Burkina Faso	3	11%	25	89%	2	15%	11	85%	3	21%	11	79%	22	48%	24	52%
	Burundi	3	25%	9	75%	1	20%	4	80%	0	0%	3	100%	4	40%	6	60%
	Cameroon	0	0%	5	100%	0	0%	0	0%	0	0%	2	100%	1	100%	0	0%
	Congo, Dem Rep	1	8%	11	92%	0	0%	0	0%	0	0%	2	100%	0	0%	3	100%
	Congo, Rep (Brazzaville)	0	0%	0	0%	0	0%	0	0%	0	0%	0	0%	0	0%	0	0%
	Ethiopia	1	6%	15	94%	0	0%	0	0%	0	0%	5	100%	0	0%	3	100%
	Ghana	1	33%	2	67%	1	33%	2	67%	0	0%	2	100%	1	17%	5	83%
	Guinée Conakry	2	7%	26	93%	1	100%	0	0%	0	0%	3	100%	3	60%	2	40%
	Kenya	2	20%	8	80%	0	0%	1	100%	1	33%	2	67%	0	0%	5	100%
	Lesotho	1	33%	2	67%	0	0%	6	100%	0	0%	1	100%	1	33%	2	67%
	Liberia	0	0%	0	0%	0	0%	0	0%	0	0%	0	0%	0	0%	0	0%
	Madagascar	2	15%	11	85%	0	0%	2	100%	0	0%	1	100%	2	100%	0	0%
	Mauritania	1	10%	9	90%	0	0%	2	100%	2	67%	1	33%	0	0%	3	100%
	Mauritius	2	100%	0	0%	0	0%	0	0%	0	0%	0	0%	1	100%	0	0%
	Namibia	1	20%	4	80%	1	33%	2	67%	0	0%	0	0%	1	33%	2	67%
	Niger	1	11%	8	89%	1	100%	0	0%	0	0%	1	100%	0	0%	1	100%
	Nigeria	1	7%	13	93%	2	13%	13	87%	0	0%	1	100%	3	15%	17	85%
	Senegal	2	13%	13	87%	0	0%	3	100%	0	0%	1	100%	5	83%	1	17%
	South Africa	4	24%	13	76%	6	18%	27	82%	1	25%	3	75%	1	8%	11	92%
	Sudan (south)	0	0%	5	100%	0	0%	0	0%	0	0%	0	0%	0	0%	0	0%
	Tanzania	0	0%	2	100%	0	0%	0	0%	0	0%	0	0%	0	0%	0	0%
	Togo	0	0%	7	100%	0	0%	1	100%	0	0%	0	0%	0	0%	0	0%
	Uganda	0	0%	4	100%	0	0%	0	0%	0	0%	0	0%	1	17%	5	83%
	Zambia	0	0%	2	100%	0	0%	0	0%	0	0%	0	0%	0	0%	2	100%
	Zimbabwe	0	0%	1	100%	0	0%	0	0%	0	0%	0	0%	0	0%	2	100%
Asia	Bangladesh	7	35%	13	65%	1	50%	1	50%	0	0%	1	100%	3	17%	15	83%
	China	30	14%	179	86%	8	16%	41	84%	5	19%	21	81%	24	39%	38	61%
	India	40	23%	133	77%	4	16%	21	84%	4	67%	2	33%	18	38%	30	63%
	Japan	4	15%	22	85%	0	0%	1	100%	0	0%	3	100%	1	33%	2	67%
	Kyrgyzstan	8	17%	38	83%	0	0%	0	0%	2	67%	1	33%	1	25%	3	75%
	Malaysia	9	10%	77	90%	3	5%	53	95%	1	9%	10	91%	9	14%	55	86%
	Nepal	10	9%	103	91%	2	10%	18	90%	5	45%	6	55%	2	20%	8	80%
	Pakistan	1	4%	26	96%	0	0%	1	100%	0	0%	1	100%	3	25%	9	75%
	Philippines	23	35%	42	65%	4	33%	8	67%	2	50%	2	50%	2	33%	4	67%
	South Korea	3	25%	9	75%	0	0%	0	0%	0	0%	0	0%	1	100%	0	0%
	Taiwan	20	16%	104	84%	10	20%	39	80%	2	17%	10	83%	17	31%	38	69%
	Thailand	5	2%	226	98%	18	15%	100	85%	5	28%	13	72%	7	9%	68	91%
	Vietnam	2	7%	25	93%	4	11%	32	89%	4	25%	12	75%	6	46%	7	54%
Caribbean	Belize	0	0%	2	100%	3	33%	6	67%	3	100%	0	0%	2	100%	0	0%
	Dominican Republic	7	19%	29	81%	1	10%	9	90%	0	0%	2	100%	7	39%	11	61%
	Grenada	0	0%	0	0%	0	0%	4	100%	0	0%	0	0%	1	33%	2	67%
	Guyana	1	17%	5	83%	4	57%	3	43%	0	0%	3	100%	4	67%	2	33%
	Haiti	18	23%	59	77%	0	0%	0	0%	0	0%	0	0%	10	59%	7	41%
	Jamaica	0	0%	11	100%	8	28%	21	72%	1	17%	5	83%	6	46%	7	54%
	Puerto Rico	3	12%	22	88%	2	13%	14	88%	7	78%	2	22%	5	24%	16	76%
	St Lucia	0	0%	0	0%	0	0%	0	0%	0	0%	1	100%	0	0%	0	0%
	St. Vincent and The Grenadines	1	33%	2	67%	1	25%	3	75%	0	0%	0	0%	2	100%	0	0%
	Suriname	0	0%	3	100%	0	0%	1	100%	0	0%	0	0%	4	57%	3	43%
	Trinidad & Tobago	0	0%	9	100%	0	0%	3	100%	0	0%	2	100%	0	0%	4	100%
Europe	Austria	11	17%	55	83%	0	0%	4	100%	6	32%	13	68%	1	7%	13	93%
	Belarus	0	0%	1	100%	0	0%	0	0%	0	0%	0	0%	0	0%	0	0%
	Belgium	22	17%	110	83%	5	21%	19	79%	2	33%	4	67%	11	35%	20	65%
	Bosnia & Herzegovina	13	25%	38	75%	3	38%	5	63%	1	50%	1	50%	4	29%	10	71%

COUNTRY	Crime and Violence				Celebrity, Arts and Media, Sports				The Girl-child				Other		TOTAL			
	FEMALE		MALE		FEMALE		MALE		FEMALE		MALE				FEMALE		MALE	
	N	%	N	%	N	%	N	%	N	%	N	%			N	%	N	%
Benin	1	50%	1	50%	0	0%	5	100%	0	0%	0	0%	0	0	5	25%	15	75%
Botswana	0	0%	8	100%	0	0%	1	100%	0	0%	0	0%	0	1	2	11%	17	89%
Burkina Faso	4	80%	1	20%	0	0%	18	100%	0	0%	0	0%	0	0	34	27%	90	73%
Burundi	0	0%	5	100%	0	0%	0	0%	0	0%	0	0%	0	0	8	23%	27	77%
Cameroon	0	0%	4	100%	1	33%	2	67%	0	0%	0	0%	0	0	2	13%	13	87%
Congo, Dem Rep	2	50%	2	50%	0	0%	2	100%	0	0%	0	0%	0	0	3	13%	20	87%
Congo, Rep (Brazzaville)	0	0%	0	0%	1	33%	2	67%	0	0%	0	0%	0	0	1	33%	2	67%
Ethiopia	1	17%	5	83%	0	0%	1	100%	0	0%	0	0%	0	0	2	6%	29	94%
Ghana	0	0%	4	100%	1	50%	1	50%	0	0%	1	100%	0	0	4	19%	17	81%
Guinée Conakry	0	0%	1	100%	0	0%	0	0%	0	0%	0	0%	0	2	6	16%	32	84%
Kenya	0	0%	1	100%	0	0%	7	100%	0	0%	0	0%	0	0	3	11%	24	89%
Lesotho	1	20%	4	80%	0	0%	0	0%	0	0%	0	0%	0	0	3	17%	15	83%
Liberia	0	0%	0	0%	0	0%	0	0%	0	0%	0	0%	0	0	0	0%	0	0%
Madagascar	3	33%	6	67%	3	60%	2	40%	1	100%	0	0%	0	0	11	33%	22	67%
Mauritania	1	50%	1	50%	1	14%	6	86%	0	0%	0	0%	0	0	5	19%	22	81%
Mauritius	2	40%	3	60%	0	0%	0	0%	0	0%	1	100%	0	0	5	56%	4	44%
Namibia	0	0%	0	0%	1	100%	0	0%	0	0%	0	0%	0	0	4	33%	8	67%
Niger	0	0%	1	100%	0	0%	5	100%	0	0%	0	0%	0	0	2	11%	16	89%
Nigeria	0	0%	3	100%	0	0%	1	100%	0	0%	0	0%	0	0	6	11%	48	89%
Senegal	0	0%	2	100%	0	0%	5	100%	0	0%	0	0%	0	0	7	22%	25	78%
South Africa	9	21%	34	79%	5	18%	23	82%	0	0%	0	0%	0	0	26	19%	111	81%
Sudan (south)	0	0%	1	100%	0	0%	0	0%	0	0%	0	0%	0	0	0	0%	6	100%
Tanzania	0	0%	1	100%	0	0%	0	0%	0	0%	0	0%	0	0	0	0%	3	100%
Togo	0	0%	0	0%	0	0%	0	0%	0	0%	0	0%	0	0	0	0%	8	100%
Uganda	5	29%	12	71%	1	17%	5	83%	0	0%	0	0%	1	0	7	21%	26	79%
Zambia	1	25%	3	75%	0	0%	0	0%	0	0%	0	0%	0	0	1	13%	7	88%
Zimbabwe	2	33%	4	67%	2	67%	1	33%	0	0%	0	0%	0	0	4	33%	8	67%
Bangladesh	6	16%	32	84%	3	50%	3	50%	0	0%	0	0%	0	0	20	24%	65	76%
China	21	20%	86	80%	12	20%	49	80%	1	100%	0	0%	0	2	101	20%	414	80%
India	43	32%	93	68%	4	13%	28	88%	1	100%	0	0%	0	0	114	27%	307	73%
Japan	8	35%	15	65%	2	17%	10	83%	0	0%	0	0%	0	0	15	22%	53	78%
Kyrgyzstan	0	0%	6	100%	6	25%	18	75%	0	0%	0	0%	0	0	17	20%	66	80%
Malaysia	26	21%	100	79%	14	21%	53	79%	0	0%	0	0%	2	4	62	15%	348	85%
Nepal	9	47%	10	53%	4	15%	23	85%	0	0%	0	0%	0	0	32	16%	168	84%
Pakistan	17	40%	25	60%	2	50%	2	50%	0	0%	0	0%	0	0	23	26%	64	74%
Philippines	6	12%	46	88%	22	45%	27	55%	0	0%	0	0%	0	0	59	31%	129	69%
South Korea	1	25%	3	75%	0	0%	1	100%	0	0%	0	0%	0	2	5	28%	13	72%
Taiwan	8	8%	88	92%	7	32%	15	68%	4	67%	2	33%	1	0	68	19%	296	81%
Thailand	36	19%	156	81%	38	45%	47	55%	0	0%	0	0%	0	0	109	15%	610	85%
Vietnam	14	40%	21	60%	6	38%	10	63%	0	0%	0	0%	0	0	36	25%	107	75%
Belize	11	44%	14	56%	0	0%	0	0%	1	100%	0	0%	0	0	20	48%	22	52%
Dominican Republic	12	23%	41	77%	1	50%	1	50%	0	0%	0	0%	0	0	28	23%	93	77%
Grenada	0	0%	2	100%	0	0%	12	100%	0	0%	0	0%	0	1	1	5%	20	95%
Guyana	6	22%	21	78%	2	100%	0	0%	0	0%	0	0%	1	2	17	33%	34	67%
Haiti	1	11%	8	89%	0	0%	16	100%	0	0%	0	0%	1	1	29	24%	90	76%
Jamaica	17	13%	117	87%	3	50%	3	50%	1	100%	0	0%	0	1	36	18%	164	82%
Puerto Rico	5	20%	20	80%	9	39%	14	61%	1	100%	0	0%	0	0	32	27%	88	73%
St Lucia	1	17%	5	83%	0	0%	0	0%	0	0%	0	0%	0	0	1	14%	6	86%
St. Vincent and The Grenadines	0	0%	5	100%	0	0%	0	0%	0	0%	0	0%	0	0	4	29%	10	71%
Suriname	0	0%	3	100%	1	50%	1	50%	0	0%	0	0%	0	1	5	31%	11	69%
Trinidad & Tobago	1	5%	21	95%	2	50%	2	50%	0	0%	0	0%	0	0	3	7%	41	93%
Austria	14	19%	60	81%	4	33%	8	67%	0	0%	0	0%	0	0	36	19%	153	81%
Belarus	0	0%	0	0%	0	0%	0	0%	0	0%	0	0%	0	0	0	0%	1	100%
Belgium	40	39%	62	61%	14	21%	53	79%	1	33%	2	67%	0	0	95	26%	270	74%
Bosnia & Herzegovina	4	14%	24	86%	3	30%	7	70%	0	0%	0	0%	0	0	28	25%	85	75%

3. News subjects in major topic areas		Politics and Government				Economy				Science and Health				Social and Legal			
		FEMALE		MALE		FEMALE		MALE		FEMALE		MALE		FEMALE		MALE	
		N	%	N	%	N	%	N	%	N	%	N	%	N	%	N	%
Europe	Bulgaria	7	27%	19	73%	3	60%	2	40%	8	80%	2	20%	4	80%	1	20%
	Croatia	7	21%	26	79%	0	0%	2	100%	5	63%	3	38%	1	33%	2	67%
	Cyprus	4	12%	29	88%	0	0%	1	100%	1	20%	4	80%	3	38%	5	63%
	Czech Republic	18	10%	170	90%	1	6%	16	94%	0	0%	1	100%	11	33%	22	67%
	Denmark	3	13%	21	88%	0	0%	1	100%	0	0%	2	100%	1	50%	1	50%
	Estonia	5	9%	49	91%	4	20%	16	80%	0	0%	1	100%	7	58%	5	42%
	Finland	7	25%	21	75%	0	0%	2	100%	4	40%	6	60%	1	17%	5	83%
	France	17	20%	68	80%	8	27%	22	73%	9	45%	11	55%	11	69%	5	31%
	Georgia	1	4%	22	96%	0	0%	5	100%	0	0%	2	100%	0	0%	0	0%
	Germany	33	23%	112	77%	6	15%	34	85%	10	43%	13	57%	1	8%	11	92%
	Greece	36	27%	95	73%	3	12%	23	88%	9	56%	7	44%	8	33%	16	67%
	Hungary	19	16%	100	84%	1	6%	16	94%	9	43%	12	57%	1	7%	14	93%
	Iceland	3	33%	6	67%	5	25%	15	75%	0	0%	1	100%	0	0%	3	100%
	Ireland, Republic of	1	50%	1	50%	0	0%	0	0%	0	0%	0	0%	1	100%	0	0%
	Italy	41	14%	246	86%	1	11%	8	89%	5	25%	15	75%	9	15%	52	85%
	Kosovo	7	10%	62	90%	3	75%	1	25%	0	0%	4	100%	0	0%	4	100%
	Malta	3	25%	9	75%	1	33%	2	67%	0	0%	0	0%	2	40%	3	60%
	Montenegro	0	0%	6	100%	0	0%	1	100%	0	0%	2	100%	0	0%	2	100%
	Netherlands	7	26%	20	74%	1	25%	3	75%	4	44%	5	56%	4	27%	11	73%
	Norway	14	32%	30	68%	5	33%	10	67%	5	63%	3	38%	4	50%	4	50%
	Poland	11	15%	60	85%	5	31%	11	69%	6	38%	10	63%	11	44%	14	56%
	Portugal	5	17%	24	83%	1	17%	5	83%	1	20%	4	80%	10	38%	16	62%
	Romania	10	17%	48	83%	4	22%	14	78%	5	31%	11	69%	2	22%	7	78%
	Spain	15	23%	49	77%	7	47%	8	53%	3	33%	6	67%	4	50%	4	50%
	Sweden	6	30%	14	70%	9	45%	11	55%	5	24%	16	76%	2	9%	20	91%
	Switzerland	9	20%	36	80%	5	24%	16	76%	1	25%	3	75%	3	60%	2	40%
	Turkey	11	17%	54	83%	0	0%	4	100%	2	50%	2	50%	4	14%	24	86%
	United Kingdom (England, Northern Ireland, Scotland, Wales)	30	18%	141	82%	3	21%	11	79%	3	27%	8	73%	33	49%	34	51%
Latin America	Argentina	13	35%	24	65%	8	42%	11	58%	1	25%	3	75%	2	14%	12	86%
	Bolivia	6	30%	14	70%	0	0%	0	0%	0	0%	0	0%	0	0%	3	100%
	Brazil	30	15%	175	85%	13	27%	35	73%	36	51%	35	49%	31	34%	60	66%
	Chile	6	16%	32	84%	0	0%	0	0%	0	0%	2	100%	4	33%	8	67%
	Costa Rica	3	16%	16	84%	0	0%	2	100%	1	100%	0	0%	0	0%	0	0%
	Ecuador	0	0%	10	100%	5	26%	14	74%	2	67%	1	33%	6	24%	19	76%
	El Salvador	0	0%	1	100%	0	0%	0	0%	0	0%	0	0%	0	0%	0	0%
	Guatemala	1	7%	14	93%	0	0%	2	100%	2	67%	1	33%	3	100%	0	0%
	Mexico	2	11%	17	89%	3	20%	12	80%	0	0%	2	100%	0	0%	12	100%
	Nicaragua	6	30%	14	70%	2	25%	6	75%	8	44%	10	56%	6	27%	16	73%
	Paraguay	0	0%	31	100%	3	38%	5	63%	3	33%	6	67%	4	40%	6	60%
	Peru	0	0%	6	100%	3	75%	1	25%	2	29%	5	71%	8	50%	8	50%
	Uruguay	11	10%	99	90%	2	40%	3	60%	0	0%	1	100%	3	50%	3	50%
Middle East	Egypt	1	50%	1	50%	1	20%	4	80%	1	100%	0	0%	1	25%	3	75%
	Israel	9	7%	116	93%	3	15%	17	85%	3	14%	19	86%	8	28%	21	72%
	Jordan	0	0%	9	100%	0	0%	2	100%	0	0%	2	100%	1	50%	1	50%
	Lebanon	35	5%	636	95%	1	20%	4	80%	0	0%	8	100%	1	5%	18	95%
	Tunisia	23	16%	121	84%	0	0%	18	100%	0	0%	1	100%	9	53%	8	47%
	United Arab Emirates	1	5%	20	95%	0	0%	11	100%	0	0%	6	100%	2	50%	2	50%
North America	Canada	18	25%	53	75%	4	80%	1	20%	2	13%	13	87%	13	39%	20	61%
	United States of America	14	33%	28	67%	2	67%	1	33%	2	25%	6	75%	4	31%	9	69%
Pacific	Australia	11	23%	37	77%	2	20%	8	80%	3	60%	2	40%	13	20%	53	80%
	Fiji	0	0%	7	100%	1	100%	0	0%	1	100%	0	0%	1	20%	4	80%
	New Zealand	24	22%	87	78%	4	17%	20	83%	6	38%	10	63%	10	29%	24	71%
	Papua New Guinea	1	11%	8	89%	0	0%	4	100%	1	100%	0	0%	3	38%	5	63%
	Tonga	0	0%	5	100%	1	50%	1	50%	0	0%	0	0%	0	0%	3	100%

COUNTRY	Crime and Violence				Celebrity, Arts and Media, Sports				The Girl-child				Other		TOTAL			
	FEMALE		MALE		FEMALE		MALE		FEMALE		MALE				FEMALE		MALE	
	N	%	N	%	N	%	N	%	N	%	N	%			N	%	N	%
Bulgaria	16	67%	8	33%	2	40%	3	60%	0	0%	0	0%	0	0	40	53%	35	47%
Croatia	5	38%	8	62%	0	0%	5	100%	0	0%	0	0%	1	0	18	28%	46	72%
Cyprus	4	14%	25	86%	5	50%	5	50%	0	0%	0	0%	0	0	17	20%	69	80%
Czech Republic	19	32%	41	68%	7	50%	7	50%	0	0%	0	0%	1	4	56	18%	257	82%
Denmark	7	39%	11	61%	10	31%	22	69%	0	0%	0	0%	0	1	21	27%	58	73%
Estonia	3	9%	32	91%	3	11%	25	89%	0	0%	0	0%	0	0	22	15%	128	85%
Finland	6	29%	15	71%	3	20%	12	80%	0	0%	0	0%	1	0	21	26%	61	74%
France	8	13%	52	87%	7	24%	22	76%	0	0%	0	0%	3	1	60	25%	180	75%
Georgia	1	5%	18	95%	1	25%	3	75%	0	0%	0	0%	0	0	3	6%	50	94%
Germany	17	44%	22	56%	9	27%	24	73%	0	0%	0	0%	0	2	76	26%	216	74%
Greece	7	44%	9	56%	20	41%	29	59%	0	0%	0	0%	2	4	83	32%	179	68%
Hungary	16	44%	20	56%	11	28%	29	73%	0	0%	0	0%	2	1	57	23%	191	77%
Iceland	4	17%	20	83%	4	31%	9	69%	0	0%	0	0%	0	0	16	23%	54	77%
Ireland, Republic of	2	100%	0	0%	0	0%	0	0%	1	100%	0	0%	0	0	5	83%	1	17%
Italy	42	25%	124	75%	7	17%	34	83%	0	0%	0	0%	3	0	105	18%	479	82%
Kosovo	0	0%	2	100%	2	100%	0	0%	0	0%	0	0%	0	0	12	14%	73	86%
Malta	2	11%	17	89%	1	5%	18	95%	0	0%	0	0%	0	0	9	16%	49	84%
Montenegro	1	33%	2	67%	0	0%	3	100%	0	0%	0	0%	0	0	1	6%	16	94%
Netherlands	2	22%	7	78%	6	24%	19	76%	0	0%	0	0%	0	0	24	27%	65	73%
Norway	5	14%	32	86%	8	40%	12	60%	0	0%	0	0%	0	0	41	31%	91	69%
Poland	28	30%	64	70%	8	30%	19	70%	3	60%	2	40%	0	1	72	29%	180	71%
Portugal	7	13%	45	87%	1	6%	17	94%	0	0%	0	0%	0	0	25	18%	111	82%
Romania	6	35%	11	65%	28	51%	27	49%	0	0%	0	0%	0	1	55	32%	118	68%
Spain	20	32%	42	68%	4	13%	27	87%	2	67%	1	33%	0	0	55	29%	137	71%
Sweden	12	46%	14	54%	14	33%	29	67%	0	0%	0	0%	0	0	48	32%	104	68%
Switzerland	2	7%	28	93%	4	22%	14	78%	0	0%	0	0%	0	0	24	20%	99	80%
Turkey	24	37%	41	63%	7	24%	22	76%	0	0%	0	0%	3	15	48	25%	147	75%
United Kingdom (England, Northern Ireland, Scotland, Wales)	37	30%	87	70%	25	30%	59	70%	0	0%	0	0%	19	13	131	28%	340	72%
Argentina	3	43%	4	57%	3	11%	25	89%	0	0%	0	0%	2	3	30	28%	79	72%
Bolivia	4	31%	9	69%	0	0%	1	100%	0	0%	0	0%	0	0	10	27%	27	73%
Brazil	27	54%	23	46%	0	0%	0	0%	0	0%	0	0%	0	0	137	29%	328	71%
Chile	12	44%	15	56%	2	33%	4	67%	1	100%	0	0%	1	0	25	29%	61	71%
Costa Rica	4	15%	22	85%	0	0%	4	100%	0	0%	0	0%	3	1	8	15%	44	85%
Ecuador	14	29%	34	71%	0	0%	2	100%	0	0%	0	0%	0	0	27	25%	80	75%
El Salvador	1	33%	2	67%	0	0%	0	0%	0	0%	0	0%	0	0	1	25%	3	75%
Guatemala	4	11%	34	89%	3	21%	11	79%	0	0%	0	0%	0	1	13	17%	62	83%
Mexico	7	39%	11	61%	15	65%	8	35%	0	0%	0	0%	0	0	27	30%	62	70%
Nicaragua	20	31%	45	69%	3	30%	7	70%	0	0%	0	0%	0	0	45	31%	98	69%
Paraguay	7	13%	45	87%	0	0%	0	0%	0	0%	0	0%	1	0	17	15%	93	85%
Peru	17	27%	47	73%	21	38%	35	63%	0	0%	0	0%	3	0	51	33%	102	67%
Uruguay	10	24%	32	76%	5	13%	34	87%	0	0%	0	0%	2	2	31	15%	172	85%
Egypt	0	0%	0	0%	2	67%	1	33%	0	0%	0	0%	0	1	6	40%	9	60%
Israel	15	21%	55	79%	5	36%	9	64%	0	0%	0	0%	0	2	43	15%	237	85%
Jordan	0	0%	0	0%	1	100%	0	0%	0	0%	0	0%	0	0	2	13%	14	88%
Lebanon	0	0%	6	100%	0	0%	22	100%	0	0%	0	0%	1	0	37	5%	694	95%
Tunisia	0	0%	13	100%	20	49%	21	51%	1	100%	0	0%	0	1	53	23%	182	77%
United Arab Emirates	3	19%	13	81%	0	0%	1	100%	0	0%	0	0%	0	0	6	10%	53	90%
Canada	23	28%	59	72%	7	41%	10	59%	0	0%	0	0%	0	3	67	30%	156	70%
United States of America	7	10%	64	90%	4	50%	4	50%	1	100%	0	0%	0	0	34	23%	112	77%
Australia	36	35%	67	65%	6	10%	53	90%	2	67%	1	33%	0	0	73	25%	221	75%
Fiji	2	22%	7	78%	2	40%	3	60%	0	0%	0	0%	0	0	7	25%	21	75%
New Zealand	23	46%	27	54%	4	5%	80	95%	0	0%	0	0%	1	0	71	22%	248	78%
Papua New Guinea	0	0%	6	100%	2	40%	3	60%	0	0%	0	0%	0	1	7	21%	26	79%
Tonga	0	0%	0	0%	0	0%	0	0%	0	0%	0	0%	0	0	0	0%	0	0%

4. News subjects in major occupational groups		Not Stated				Politician				Government employee				Education, Health				
		FEMALE		MALE		FEMALE		MALE		FEMALE		MALE		FEMALE		MALE		
		N	%	N	%	N	%	N	%	N	%	N	%	N	%	N	%	
Africa	Benin	0	0%	0	0%	0	0%	3	100%	2	50%	2	50%	1	100%	0	0%	
	Botswana	0	0%	2	100%	0	0%	7	100%	1	50%	1	50%	0	0%	0	0%	
	Burkina Faso	1	50%	1	50%	8	22%	29	78%	1	9%	10	91%	0	0%	9	100%	
	Burundi	1	33%	2	67%	2	14%	12	86%	2	25%	6	75%	0	0%	1	100%	
	Cameroon	0	0%	0	0%	2	25%	6	75%	0	0%	1	100%	0	0%	0	0%	
	Congo, Dem Rep	0	0%	0	0%	1	8%	12	92%	0	0%	1	100%	0	0%	1	100%	
	Congo, Rep (Brazzaville)	0	0%	0	0%	0	0%	0	0%	0	0%	0	0%	0	0%	0	0%	
	Ethiopia	0	0%	0	0%	1	6%	17	94%	1	17%	5	83%	0	0%	0	0%	
	Ghana	0	0%	0	0%	2	20%	8	80%	0	0%	2	100%	0	0%	1	100%	
	Guinée Conakry	0	0%	1	100%	3	10%	27	90%	0	0%	4	100%	0	0%	0	0%	
	Kenya	1	50%	1	50%	2	17%	10	83%	0	0%	1	100%	0	0%	0	0%	
	Lesotho	1	33%	2	67%	1	33%	2	67%	0	0%	5	100%	0	0%	0	0%	
	Liberia	0	0%	0	0%	0	0%	0	0%	0	0%	0	0%	0	0%	0	0%	
	Madagascar	2	67%	1	33%	2	18%	9	82%	0	0%	4	100%	0	0%	0	0%	
	Mauritania	0	0%	0	0%	0	0%	9	100%	2	40%	3	60%	1	100%	0	0%	
	Mauritius	0	0%	3	100%	2	100%	0	0%	0	0%	0	0%	1	100%	0	0%	
	Namibia	0	0%	0	0%	2	29%	5	71%	0	0%	1	100%	0	0%	0	0%	
	Niger	0	0%	0	0%	0	0%	9	100%	0	0%	0	0%	1	25%	3	75%	
	Nigeria	0	0%	2	100%	3	18%	14	82%	0	0%	10	100%	0	0%	1	100%	
	Senegal	0	0%	0	0%	2	13%	14	88%	0	0%	2	100%	0	0%	0	0%	
	South Africa	4	40%	6	60%	5	28%	13	72%	1	11%	8	89%	1	50%	1	50%	
	Sudan (south)	0	0%	0	0%	0	0%	6	100%	0	0%	0	0%	0	0%	0	0%	
	Tanzania	0	0%	0	0%	0	0%	1	100%	0	0%	0	0%	0	0%	0	0%	
	Togo	0	0%	0	0%	0	0%	3	100%	0	0%	0	0%	0	0%	0	0%	
	Uganda	5	71%	2	29%	1	17%	5	83%	0	0%	2	100%	1	50%	1	50%	
	Zambia	0	0%	0	0%	1	17%	5	83%	0	0%	0	0%	0	0%	0	0%	
	Zimbabwe	2	100%	0	0%	0	0%	1	100%	0	0%	1	100%	0	0%	0	0%	
	Asia	Bangladesh	4	67%	2	33%	10	20%	41	80%	0	0%	3	100%	0	0%	1	100%
		China	27	45%	33	55%	7	6%	116	94%	7	10%	65	90%	11	38%	18	62%
		India	9	35%	17	65%	38	24%	122	76%	6	17%	29	83%	2	67%	1	33%
Japan		2	29%	5	71%	1	5%	19	95%	0	0%	0	0%	7	70%	3	30%	
Kyrgyzstan		2	33%	4	67%	4	17%	19	83%	0	0%	6	100%	0	0%	1	100%	
Malaysia		15	43%	20	57%	16	9%	163	91%	0	0%	9	100%	2	18%	9	82%	
Nepal		0	0%	0	0%	11	10%	102	90%	3	12%	23	88%	0	0%	2	100%	
Pakistan		1	50%	1	50%	2	8%	24	92%	0	0%	2	100%	0	0%	0	0%	
Philippines		0	0%	0	0%	21	38%	35	63%	4	19%	17	81%	2	11%	16	89%	
South Korea		1	100%	0	0%	1	13%	7	88%	0	0%	0	0%	2	100%	0	0%	
Taiwan		2	33%	4	67%	20	12%	151	88%	0	0%	2	100%	7	41%	10	59%	
Thailand		10	42%	14	58%	12	5%	249	95%	9	10%	84	90%	4	13%	27	87%	
Vietnam		0	0%	0	0%	5	13%	33	87%	8	16%	41	84%	0	0%	2	100%	
Caribbean		Belize	2	33%	4	67%	0	0%	0	0%	1	25%	3	75%	0	0%	0	0%
		Dominican Republic	3	43%	4	57%	2	6%	30	94%	0	0%	0	0%	0	0%	9	100%
	Grenada	0	0%	2	100%	0	0%	3	100%	0	0%	0	0%	0	0%	2	100%	
	Guyana	1	14%	6	86%	1	9%	10	91%	2	67%	1	33%	2	40%	3	60%	
	Haiti	3	50%	3	50%	25	29%	62	71%	0	0%	0	0%	0	0%	2	100%	
	Jamaica	2	13%	13	87%	3	8%	34	92%	0	0%	3	100%	3	43%	4	57%	
	Puerto Rico	2	29%	5	71%	7	14%	43	86%	0	0%	4	100%	5	71%	2	29%	
	St Lucia	1	33%	2	67%	0	0%	0	0%	0	0%	0	0%	0	0%	0	0%	
St. Vincent and The Grenadines	St. Vincent and The Grenadines	0	0%	1	100%	1	20%	4	80%	1	100%	0	0%	0	0%	0	0%	
	Suriname	0	0%	0	0%	1	25%	3	75%	0	0%	2	100%	1	50%	1	50%	
	Trinidad & Tobago	0	0%	2	100%	0	0%	10	100%	0	0%	0	0%	0	0%	3	100%	
	Europe	Austria	9	31%	20	69%	11	17%	53	83%	1	100%	0	0%	2	22%	7	78%
Belarus	0	0%	0	0%	0	0%	1	100%	0	0%	0	0%	0	0%	0	0%		
Belgium	12	46%	14	54%	31	22%	112	78%	0	0%	1	100%	3	43%	4	57%		
Bosnia & Herzegovina	0	0%	1	100%	13	23%	44	77%	2	40%	3	60%	1	50%	1	50%		

Business, Law				Celebrity				Sportsperson				Activist, NGO				Other				TOTAL			
FEMALE		MALE		FEMALE		MALE		FEMALE		MALE		FEMALE		MALE		FEMALE		MALE		FEMALE		MALE	
N	%	N	%	N	%	N	%	N	%	N	%	N	%	N	%	N	%	N	%	N	%	N	%
0	0%	3	100%	0	0%	1	100%	0	0%	0	0%	0	0%	1	100%	2	29%	5	71%	5	25%	15	75%
0	0%	2	100%	0	0%	0	0%	0	0%	2	100%	0	0%	0	0%	1	20%	4	80%	2	10%	18	90%
4	22%	14	78%	0	0%	4	100%	0	0%	9	100%	8	62%	5	38%	12	57%	9	43%	34	27%	90	73%
1	50%	1	50%	0	0%	0	0%	0	0%	0	0%	1	50%	1	50%	1	20%	4	80%	8	23%	27	77%
0	0%	0	0%	0	0%	0	0%	0	0%	2	100%	0	0%	2	100%	0	0%	2	100%	2	13%	13	87%
0	0%	0	0%	0	0%	1	100%	0	0%	1	100%	0	0%	0	0%	2	33%	4	67%	3	13%	20	87%
0	0%	0	0%	0	0%	2	100%	0	0%	0	0%	0	0%	0	0%	1	100%	0	0%	1	33%	2	67%
0	0%	0	0%	0	0%	0	0%	0	0%	2	100%	0	0%	1	100%	0	0%	4	100%	2	6%	29	94%
1	100%	0	0%	0	0%	0	0%	0	0%	0	0%	1	50%	1	50%	0	0%	5	100%	4	19%	17	81%
3	100%	0	0%	0	0%	0	0%	0	0%	0	0%	0	0%	1	100%	0	0%	1	100%	6	15%	34	85%
0	0%	2	100%	0	0%	0	0%	0	0%	0	0%	0	0%	0	0%	0	0%	10	100%	3	11%	24	89%
0	0%	2	100%	0	0%	0	0%	0	0%	0	0%	1	50%	1	50%	0	0%	3	100%	3	17%	15	83%
0	0%	0	0%	0	0%	0	0%	0	0%	0	0%	0	0%	0	0%	0	0%	0	0%	0	0%	0	0%
0	0%	0	0%	1	100%	0	0%	1	33%	2	67%	0	0%	0	0%	5	45%	6	55%	11	33%	22	67%
0	0%	3	100%	0	0%	1	100%	0	0%	0	0%	0	0%	1	100%	2	29%	5	71%	5	19%	22	81%
0	0%	0	0%	0	0%	0	0%	0	0%	0	0%	0	0%	0	0%	2	67%	1	33%	5	56%	4	44%
1	50%	1	50%	0	0%	0	0%	0	0%	0	0%	0	0%	0	0%	1	50%	1	50%	4	33%	8	67%
0	0%	0	0%	0	0%	2	100%	0	0%	0	0%	0	0%	0	0%	1	33%	2	67%	2	11%	16	89%
1	100%	0	0%	0	0%	1	100%	0	0%	0	0%	0	0%	6	100%	2	13%	14	88%	6	11%	48	89%
0	0%	1	100%	0	0%	1	100%	0	0%	0	0%	2	67%	1	33%	3	33%	6	67%	7	22%	25	78%
2	8%	22	92%	3	25%	9	75%	1	5%	18	95%	0	0%	0	0%	9	21%	34	79%	26	19%	111	81%
0	0%	0	0%	0	0%	0	0%	0	0%	0	0%	0	0%	0	0%	0	0%	0	0%	0	0%	6	100%
0	0%	1	100%	0	0%	0	0%	0	0%	0	0%	0	0%	0	0%	0	0%	1	100%	0	0%	3	100%
0	0%	0	0%	0	0%	0	0%	0	0%	0	0%	0	0%	2	100%	0	0%	3	100%	0	0%	8	100%
0	0%	2	100%	0	0%	1	100%	0	0%	0	0%	0	0%	0	0%	1	7%	13	93%	8	24%	26	76%
0	0%	0	0%	0	0%	0	0%	0	0%	0	0%	0	0%	0	0%	0	0%	2	100%	1	13%	7	88%
0	0%	0	0%	2	67%	1	33%	0	0%	0	0%	0	0%	0	0%	0	0%	5	100%	4	33%	8	67%
2	67%	1	33%	1	100%	0	0%	0	0%	2	100%	0	0%	2	100%	3	19%	13	81%	20	24%	65	76%
4	14%	25	86%	7	33%	14	67%	4	17%	20	83%	0	0%	1	100%	34	22%	124	78%	101	20%	416	80%
4	10%	36	90%	6	67%	3	33%	1	4%	23	96%	4	100%	0	0%	44	37%	76	63%	114	27%	307	73%
0	0%	2	100%	0	0%	5	100%	2	20%	8	80%	0	0%	0	0%	3	21%	11	79%	15	22%	53	78%
0	0%	7	100%	1	20%	4	80%	0	0%	3	100%	0	0%	6	100%	10	38%	16	62%	17	20%	66	80%
1	4%	26	96%	8	89%	1	11%	7	10%	66	90%	0	0%	2	100%	15	21%	56	79%	64	15%	352	85%
0	0%	2	100%	0	0%	0	0%	4	20%	16	80%	1	17%	5	83%	13	42%	18	58%	32	16%	168	84%
0	0%	4	100%	1	33%	2	67%	0	0%	0	0%	2	100%	0	0%	17	35%	31	65%	23	26%	64	74%
1	100%	0	0%	18	56%	14	44%	1	9%	10	91%	0	0%	1	100%	12	25%	36	75%	59	31%	129	69%
0	0%	1	100%	0	0%	0	0%	0	0%	0	0%	0	0%	0	0%	1	13%	7	88%	5	25%	15	75%
4	12%	29	88%	5	71%	2	29%	0	0%	4	100%	2	33%	4	67%	29	24%	90	76%	69	19%	296	81%
12	18%	55	82%	10	59%	7	41%	1	17%	5	83%	1	9%	10	91%	50	24%	159	76%	109	15%	610	85%
2	25%	6	75%	0	0%	0	0%	0	0%	2	100%	0	0%	4	100%	21	53%	19	48%	36	25%	107	75%
4	33%	8	67%	1	100%	0	0%	0	0%	0	0%	0	0%	0	0%	12	63%	7	37%	20	48%	22	52%
4	57%	3	43%	0	0%	1	100%	0	0%	2	100%	2	25%	6	75%	17	31%	38	69%	28	23%	93	77%
0	0%	1	100%	0	0%	3	100%	0	0%	5	100%	0	0%	0	0%	1	17%	5	83%	1	5%	21	95%
2	50%	2	50%	0	0%	0	0%	0	0%	0	0%	2	50%	2	50%	8	40%	12	60%	18	33%	36	67%
1	25%	3	75%	1	33%	2	67%	0	0%	13	100%	0	0%	0	0%	0	0%	6	100%	30	25%	91	75%
8	47%	9	53%	2	33%	4	67%	1	100%	0	0%	2	67%	1	33%	15	13%	97	87%	36	18%	165	82%
3	27%	8	73%	5	38%	8	62%	1	17%	5	83%	0	0%	1	100%	9	43%	12	57%	32	27%	88	73%
0	0%	0	0%	0	0%	0	0%	0	0%	0	0%	0	0%	0	0%	0	0%	4	100%	1	14%	6	86%
1	100%	0	0%	0	0%	0	0%	0	0%	0	0%	1	33%	2	67%	0	0%	3	100%	4	29%	10	71%
2	50%	2	50%	0	0%	1	100%	0	0%	0	0%	0	0%	0	0%	1	25%	3	75%	5	29%	12	71%
1	11%	8	89%	1	100%	0	0%	0	0%	1	100%	0	0%	0	0%	1	6%	17	94%	3	7%	41	93%
0	0%	17	100%	1	14%	6	86%	2	25%	6	75%	0	0%	0	0%	10	19%	44	81%	36	19%	153	81%
0	0%	0	0%	0	0%	0	0%	0	0%	0	0%	0	0%	0	0%	0	0%	0	0%	0	0%	1	100%
2	18%	9	82%	9	24%	29	76%	5	22%	18	78%	0	0%	2	100%	33	29%	81	71%	95	26%	270	74%
1	25%	3	75%	2	40%	3	60%	0	0%	4	100%	2	29%	5	71%	7	25%	21	75%	28	25%	85	75%

4. News subjects in major occupational groups		Not Stated				Politician				Government employee				Education, Health			
		FEMALE		MALE		FEMALE		MALE		FEMALE		MALE		FEMALE		MALE	
		N	%	N	%	N	%	N	%	N	%	N	%	N	%	N	%
Europe	Bulgaria	12	86%	2	14%	5	25%	15	75%	1	100%	0	0%	3	60%	2	40%
	Croatia	2	40%	3	60%	7	20%	28	80%	1	100%	0	0%	1	100%	0	0%
	Cyprus	2	13%	14	88%	3	8%	37	93%	3	100%	0	0%	1	50%	1	50%
	Czech Republic	9	45%	11	55%	24	16%	123	84%	1	7%	13	93%	6	26%	17	74%
	Denmark	1	50%	1	50%	3	21%	11	79%	2	40%	3	60%	1	100%	0	0%
	Estonia	0	0%	2	100%	7	15%	39	85%	3	20%	12	80%	1	13%	7	88%
	Finland	7	54%	6	46%	8	29%	20	71%	0	0%	2	100%	0	0%	1	100%
	France	3	60%	2	40%	20	17%	98	83%	1	25%	3	75%	6	46%	7	54%
	Georgia	1	100%	0	0%	1	4%	24	96%	0	0%	3	100%	0	0%	1	100%
	Germany	8	47%	9	53%	27	20%	108	80%	1	33%	2	67%	4	57%	3	43%
	Greece	2	40%	3	60%	42	27%	115	73%	4	31%	9	69%	3	33%	6	67%
	Hungary	3	38%	5	63%	22	16%	118	84%	0	0%	3	100%	3	25%	9	75%
	Iceland	0	0%	5	100%	8	42%	11	58%	0	0%	0	0%	0	0%	1	100%
	Ireland, Republic of	2	100%	0	0%	1	50%	1	50%	0	0%	0	0%	0	0%	0	0%
	Italy	19	37%	33	63%	37	11%	285	89%	0	0%	6	100%	1	17%	5	83%
	Kosovo	0	0%	0	0%	9	13%	63	88%	0	0%	0	0%	1	20%	4	80%
	Malta	4	80%	1	20%	0	0%	15	100%	0	0%	1	100%	0	0%	0	0%
	Montenegro	1	33%	2	67%	0	0%	10	100%	0	0%	0	0%	0	0%	1	100%
	Netherlands	0	0%	3	100%	9	23%	30	77%	1	17%	5	83%	2	40%	3	60%
	Norway	0	0%	1	100%	17	29%	41	71%	3	60%	2	40%	5	83%	1	17%
	Poland	18	64%	10	36%	18	20%	74	80%	10	53%	9	47%	2	40%	3	60%
	Portugal	9	53%	8	47%	10	24%	31	76%	1	9%	10	91%	1	50%	1	50%
	Romania	8	62%	5	38%	9	16%	49	84%	0	0%	6	100%	2	50%	2	50%
	Spain	14	67%	7	33%	19	25%	57	75%	1	50%	1	50%	2	50%	2	50%
	Sweden	8	32%	17	68%	6	19%	26	81%	1	50%	1	50%	1	100%	0	0%
	Switzerland	3	30%	7	70%	9	19%	39	81%	2	100%	0	0%	1	25%	3	75%
	Turkey	18	69%	8	31%	2	3%	56	97%	0	0%	0	0%	0	0%	0	0%
	United Kingdom (England, Northern Ireland, Scotland, Wales)	35	37%	60	63%	18	18%	82	82%	4	57%	3	43%	15	71%	6	29%
Latin America	Argentina	3	60%	2	40%	22	42%	31	58%	0	0%	1	100%	1	20%	4	80%
	Bolivia	0	0%	0	0%	6	35%	11	65%	1	14%	6	86%	0	0%	0	0%
	Brazil	12	41%	17	59%	26	14%	154	86%	4	17%	20	83%	9	32%	19	68%
	Chile	10	67%	5	33%	4	11%	31	89%	0	0%	1	100%	2	67%	1	33%
	Costa Rica	1	20%	4	80%	7	30%	16	70%	0	0%	6	100%	1	100%	0	0%
	Ecuador	7	58%	5	42%	1	5%	20	95%	1	17%	5	83%	3	75%	1	25%
	El Salvador	0	0%	0	0%	1	25%	3	75%	0	0%	0	0%	0	0%	0	0%
	Guatemala	1	5%	19	95%	0	0%	18	100%	2	50%	2	50%	0	0%	0	0%
	Mexico	2	40%	3	60%	2	7%	26	93%	3	38%	5	63%	0	0%	0	0%
	Nicaragua	11	33%	22	67%	3	12%	22	88%	2	22%	7	78%	1	100%	0	0%
	Paraguay	0	0%	0	0%	7	19%	30	81%	1	33%	2	67%	0	0%	0	0%
	Peru	6	40%	9	60%	3	16%	16	84%	0	0%	0	0%	0	0%	2	100%
	Uruguay	4	24%	13	76%	9	9%	95	91%	1	14%	6	86%	0	0%	2	100%
Middle East	Egypt	0	0%	0	0%	1	14%	6	86%	0	0%	2	100%	0	0%	0	0%
	Israel	13	43%	17	57%	3	3%	112	97%	2	14%	12	86%	3	30%	7	70%
	Jordan	0	0%	0	0%	0	0%	3	100%	0	0%	0	0%	0	0%	0	0%
	Lebanon	1	25%	3	75%	31	5%	535	95%	1	4%	24	96%	2	25%	6	75%
	Tunisia	0	0%	2	100%	24	15%	136	85%	3	50%	3	50%	0	0%	0	0%
	United Arab Emirates	1	100%	0	0%	1	14%	6	86%	0	0%	0	0%	0	0%	0	0%
North America	Canada	13	32%	28	68%	13	23%	43	77%	3	60%	2	40%	2	15%	11	85%
	United States of America	4	44%	5	56%	8	31%	18	69%	0	0%	1	100%	7	41%	10	59%
Pacific	Australia	21	48%	23	52%	17	21%	64	79%	1	17%	5	83%	0	0%	4	100%
	Fiji	2	33%	4	67%	0	0%	4	100%	0	0%	0	0%	1	50%	1	50%
	New Zealand	17	63%	10	37%	19	16%	100	84%	3	27%	8	73%	4	67%	2	33%
	Papua New Guinea	0	0%	0	0%	1	10%	9	90%	1	25%	3	75%	1	100%	0	0%
	Tonga	0	0%	0	0%	0	0%	7	100%	0	0%	0	0%	0	0%	0	0%

Business, Law				Celebrity				Sportsperson				Activist, NGO				Other				TOTAL			
FEMALE		MALE		FEMALE		MALE		FEMALE		MALE		FEMALE		MALE		FEMALE		MALE		FEMALE		MALE	
N	%	N	%	N	%	N	%	N	%	N	%	N	%	N	%	N	%	N	%	N	%	N	%
3	60%	2	40%	3	50%	3	50%	0	0%	1	100%	1	100%	0	0%	12	55%	10	45%	40	53%	35	47%
0	0%	1	100%	0	0%	0	0%	0	0%	4	100%	0	0%	0	0%	8	44%	10	56%	19	29%	46	71%
0	0%	3	100%	2	40%	3	60%	1	25%	3	75%	0	0%	0	0%	5	38%	8	62%	17	20%	69	80%
3	21%	11	79%	1	33%	2	67%	0	0%	2	100%	0	0%	1	100%	13	14%	81	86%	57	18%	261	82%
0	0%	3	100%	7	54%	6	46%	1	9%	10	91%	0	0%	0	0%	6	19%	25	81%	21	26%	59	74%
2	14%	12	86%	3	13%	21	88%	3	30%	7	70%	0	0%	0	0%	3	10%	28	90%	22	15%	128	85%
0	0%	2	100%	3	27%	8	73%	1	25%	3	75%	0	0%	0	0%	3	14%	19	86%	22	27%	61	73%
3	23%	10	77%	6	33%	12	67%	0	0%	9	100%	0	0%	3	100%	24	39%	37	61%	63	26%	181	74%
0	0%	12	100%	1	33%	2	67%	0	0%	0	0%	0	0%	1	100%	0	0%	7	100%	3	6%	50	94%
1	4%	26	96%	9	36%	16	64%	0	0%	9	100%	6	75%	2	25%	20	32%	43	68%	76	26%	218	74%
1	33%	2	67%	17	59%	12	41%	4	22%	14	78%	1	50%	1	50%	11	34%	21	66%	85	32%	183	68%
1	13%	7	88%	3	20%	12	80%	8	50%	8	50%	0	0%	0	0%	19	39%	30	61%	59	24%	192	76%
1	7%	14	93%	1	100%	0	0%	2	25%	6	75%	0	0%	1	100%	4	20%	16	80%	16	23%	54	77%
0	0%	0	0%	0	0%	0	0%	0	0%	0	0%	0	0%	0	0%	2	100%	0	0%	5	83%	1	17%
7	18%	32	82%	5	28%	13	72%	1	13%	7	88%	3	60%	2	40%	35	27%	96	73%	108	18%	479	82%
0	0%	2	100%	0	0%	0	0%	0	0%	0	0%	0	0%	0	0%	2	33%	4	67%	12	14%	73	86%
1	17%	5	83%	0	0%	0	0%	0	0%	17	100%	0	0%	0	0%	4	29%	10	71%	9	16%	49	84%
0	0%	0	0%	0	0%	2	100%	0	0%	0	0%	0	0%	0	0%	0	0%	1	100%	1	6%	16	94%
2	40%	3	60%	0	0%	9	100%	0	0%	2	100%	1	33%	2	67%	9	53%	8	47%	24	27%	65	73%
0	0%	5	100%	3	23%	10	77%	2	67%	1	33%	0	0%	1	100%	11	28%	29	73%	41	31%	91	69%
0	0%	12	100%	5	33%	10	67%	1	17%	5	83%	0	0%	2	100%	18	24%	56	76%	72	28%	181	72%
0	0%	14	100%	1	14%	6	86%	0	0%	16	100%	0	0%	0	0%	3	11%	25	89%	25	18%	111	82%
3	18%	14	82%	16	46%	19	54%	7	78%	2	22%	1	33%	2	67%	9	31%	20	69%	55	32%	119	68%
2	13%	14	88%	2	17%	10	83%	1	6%	15	94%	0	0%	0	0%	14	31%	31	69%	55	29%	137	71%
3	25%	9	75%	9	50%	9	50%	2	10%	18	90%	2	100%	0	0%	16	40%	24	60%	48	32%	104	68%
1	13%	7	88%	4	36%	7	64%	0	0%	3	100%	0	0%	0	0%	4	11%	33	89%	24	20%	99	80%
5	23%	17	77%	5	31%	11	69%	1	13%	7	88%	0	0%	2	100%	20	25%	61	75%	51	24%	162	76%
4	36%	7	64%	13	37%	22	63%	2	7%	25	93%	1	50%	1	50%	58	28%	147	72%	150	30%	353	70%
0	0%	5	100%	2	67%	1	33%	0	0%	22	100%	0	0%	5	100%	4	27%	11	73%	32	28%	82	72%
0	0%	0	0%	0	0%	0	0%	0	0%	1	100%	0	0%	0	0%	3	25%	9	75%	10	27%	27	73%
7	13%	49	88%	21	68%	10	32%	8	73%	3	27%	2	25%	6	75%	48	49%	50	51%	137	29%	328	71%
2	25%	6	75%	1	100%	0	0%	1	25%	3	75%	0	0%	0	0%	6	30%	14	70%	26	30%	61	70%
0	0%	0	0%	1	20%	4	80%	0	0%	4	100%	0	0%	0	0%	1	8%	11	92%	11	20%	45	80%
2	20%	8	80%	0	0%	1	100%	0	0%	2	100%	0	0%	1	100%	13	26%	37	74%	27	25%	80	75%
0	0%	0	0%	0	0%	0	0%	0	0%	0	0%	0	0%	0	0%	0	0%	0	0%	1	25%	3	75%
0	0%	0	0%	2	40%	3	60%	1	14%	6	86%	0	0%	0	0%	7	32%	15	68%	13	17%	63	83%
0	0%	14	100%	11	85%	2	15%	0	0%	2	100%	0	0%	0	0%	9	47%	10	53%	27	30%	62	70%
0	0%	1	100%	1	50%	1	50%	2	22%	7	78%	2	40%	3	60%	23	40%	35	60%	45	31%	98	69%
2	14%	12	86%	0	0%	0	0%	0	0%	0	0%	0	0%	8	100%	8	16%	41	84%	18	16%	93	84%
6	38%	10	63%	9	47%	10	53%	5	14%	31	86%	1	100%	0	0%	24	50%	24	50%	54	35%	102	65%
1	20%	4	80%	3	43%	4	57%	1	4%	26	96%	0	0%	0	0%	14	37%	24	63%	33	16%	174	84%
0	0%	2	100%	2	100%	0	0%	0	0%	0	0%	0	0%	0	0%	3	100%	0	0%	6	38%	10	63%
1	7%	14	93%	5	63%	3	38%	0	0%	1	100%	4	67%	2	33%	12	14%	71	86%	43	15%	239	85%
1	33%	2	67%	0	0%	0	0%	0	0%	0	0%	0	0%	0	0%	1	10%	9	90%	2	13%	14	88%
2	10%	19	90%	0	0%	0	0%	0	0%	22	100%	0	0%	10	100%	1	1%	75	99%	38	5%	694	95%
0	0%	2	100%	0	0%	7	100%	3	19%	13	81%	1	100%	0	0%	22	52%	20	48%	53	22%	183	78%
2	67%	1	33%	0	0%	0	0%	0	0%	0	0%	0	0%	0	0%	2	4%	46	96%	6	10%	53	90%
1	11%	8	89%	2	29%	5	71%	1	50%	1	50%	2	100%	0	0%	30	33%	61	67%	67	30%	159	70%
1	11%	8	89%	2	50%	2	50%	0	0%	5	100%	1	100%	0	0%	11	15%	63	85%	34	23%	112	77%
0	0%	15	100%	5	45%	6	55%	1	2%	43	98%	0	0%	1	100%	28	32%	60	68%	73	25%	221	75%
1	50%	1	50%	0	0%	0	0%	1	25%	3	75%	0	0%	0	0%	2	20%	8	80%	7	25%	21	75%
4	20%	16	80%	1	20%	4	80%	2	3%	71	97%	3	50%	3	50%	19	36%	34	64%	72	23%	248	78%
0	0%	4	100%	0	0%	1	100%	1	50%	1	50%	0	0%	0	0%	3	25%	9	75%	7	21%	27	79%
0	0%	0	0%	0	0%	0	0%	0	0%	0	0%	0	0%	0	0%	1	33%	2	67%	1	10%	9	90%

5. Function of news subjects		Do not know				Subject				Spokesperson				Expert or commentator			
		FEMALE		MALE		FEMALE		MALE		FEMALE		MALE		FEMALE		MALE	
REGION	COUNTRY	N	%	N	%	N	%	N	%	N	%	N	%	N	%	N	%
Africa	Benin	1	17%	5	83%	5	25%	15	75%	6	17%	30	83%	0	0%	7	100%
	Botswana	1	50%	1	50%	2	10%	18	90%	1	7%	14	93%	3	30%	7	70%
	Burkina Faso	0	0%	5	100%	34	27%	90	73%	5	26%	14	74%	4	25%	12	75%
	Burundi	1	50%	1	50%	8	23%	27	77%	12	24%	38	76%	2	25%	6	75%
	Cameroon	0	0%	1	100%	2	13%	13	87%	3	27%	8	73%	0	0%	0	0%
	Congo, Dem Rep	0	0%	1	100%	3	13%	20	87%	2	10%	19	90%	2	20%	8	80%
	Congo, Rep (Brazzaville)	0	0%	0	0%	1	33%	2	67%	1	100%	0	0%	0	0%	0	0%
	Ethiopia	0	0%	0	0%	2	6%	29	94%	2	4%	46	96%	1	11%	8	89%
	Ghana	0	0%	0	0%	4	19%	17	81%	2	22%	7	78%	1	9%	10	91%
	Guinée Conakry	1	5%	21	95%	6	15%	34	85%	12	22%	42	78%	0	0%	5	100%
	Kenya	0	0%	2	100%	3	11%	24	89%	7	12%	53	88%	8	15%	44	85%
	Lesotho	0	0%	0	0%	3	17%	15	83%	3	30%	7	70%	0	0%	0	0%
	Liberia	0	0%	0	0%	0	0%	0	0%	0	0%	0	0%	0	0%	0	0%
	Madagascar	2	100%	0	0%	11	33%	22	67%	4	12%	30	88%	1	13%	7	88%
	Mauritania	1	20%	4	80%	5	19%	22	81%	0	0%	13	100%	1	50%	1	50%
	Mauritius	0	0%	0	0%	5	56%	4	44%	1	13%	7	88%	11	28%	29	73%
	Namibia	2	25%	6	75%	4	33%	8	67%	4	31%	9	69%	5	45%	6	55%
	Niger	3	18%	14	82%	2	11%	16	89%	4	40%	6	60%	0	0%	2	100%
	Nigeria	0	0%	2	100%	6	11%	48	89%	8	12%	57	88%	2	17%	10	83%
	Senegal	3	60%	2	40%	7	22%	25	78%	12	17%	57	83%	5	33%	10	67%
	South Africa	9	50%	9	50%	26	19%	111	81%	19	18%	87	82%	13	19%	57	81%
	Sudan (south)	0	0%	0	0%	0	0%	6	100%	2	7%	26	93%	2	13%	13	87%
	Tanzania	1	20%	4	80%	0	0%	3	100%	9	12%	67	88%	5	25%	15	75%
	Togo	0	0%	0	0%	0	0%	8	100%	0	0%	8	100%	2	10%	19	90%
	Uganda	0	0%	4	100%	8	24%	26	76%	15	28%	38	72%	5	31%	11	69%
	Zambia	1	20%	4	80%	1	13%	7	88%	3	8%	36	92%	1	4%	22	96%
	Zimbabwe	0	0%	0	0%	4	33%	8	67%	11	18%	51	82%	8	42%	11	58%
Asia	Bangladesh	1	20%	4	80%	20	24%	65	76%	38	23%	130	77%	6	9%	58	91%
	China	1	100%	0	0%	101	20%	416	80%	6	21%	22	79%	4	7%	54	93%
	India	2	7%	27	93%	114	27%	307	73%	26	13%	168	87%	19	18%	89	82%
	Japan	1	50%	1	50%	15	22%	53	78%	7	10%	63	90%	1	11%	8	89%
	Kyrgyzstan	0	0%	0	0%	17	20%	66	80%	1	5%	20	95%	19	26%	55	74%
	Malaysia	3	30%	7	70%	64	15%	352	85%	8	8%	96	92%	9	14%	56	86%
	Nepal	0	0%	0	0%	32	16%	168	84%	8	7%	101	93%	4	16%	21	84%
	Pakistan	1	100%	0	0%	23	26%	64	74%	7	12%	50	88%	10	19%	43	81%
	Philippines	9	53%	8	47%	59	31%	129	69%	29	27%	80	73%	7	13%	45	87%
	South Korea	2	25%	6	75%	5	25%	15	75%	4	18%	18	82%	10	33%	20	67%
	Taiwan	0	0%	0	0%	69	19%	296	81%	35	18%	163	82%	6	16%	32	84%

Personal experience				Eye witness				Popular opinion				Other				TOTAL			
FEMALE		MALE		FEMALE		MALE		FEMALE		MALE		FEMALE		MALE		FEMALE		MALE	
N	%	N	%	N	%	N	%	N	%	N	%	N	%	N	%	N	%	N	%
0	0%	0	0%	1	20%	4	80%	0	0%	0	0%	0		4		13	18%	61	82%
0	0%	0	0%	0	0%	1	100%	1	25%	3	75%	1		3		8	15%	44	85%
2	67%	1	33%	0	0%	0	0%	0	0%	0	0%	0		0		45	27%	122	73%
3	50%	3	50%	5	25%	15	75%	1	33%	2	67%	0		2		32	26%	92	74%
0	0%	0	0%	2	33%	4	67%	0	0%	0	0%	0		1		7	21%	26	79%
1	50%	1	50%	0	0%	0	0%	0	0%	0	0%	0		0		8	14%	49	86%
0	0%	0	0%	0	0%	0	0%	1	100%	0	0%	0		0		3	60%	2	40%
1	50%	1	50%	0	0%	1	100%	0	0%	0	0%	0		0		6	7%	85	93%
0	0%	0	0%	0	0%	0	0%	0	0%	1	100%	1		2		7	17%	35	83%
6	46%	7	54%	1	9%	10	91%	7	35%	13	65%	0		0		33	20%	132	80%
2	33%	4	67%	0	0%	1	100%	2	29%	5	71%	0		0		22	14%	133	86%
0	0%	0	0%	0	0%	0	0%	0	0%	0	0%	0		0		6	21%	22	79%
0	0%	0	0%	0	0%	0	0%	0	0%	0	0%	0		0		0	0%	0	0%
2	100%	0	0%	1	33%	2	67%	0	0%	0	0%	1		0		21	26%	61	74%
0	0%	0	0%	0	0%	2	100%	0	0%	0	0%	0		4		7	14%	42	86%
7	44%	9	56%	0	0%	1	100%	1	13%	7	88%	0		0		25	30%	57	70%
0	0%	1	100%	1	100%	0	0%	0	0%	0	0%	1		0		16	35%	30	65%
2	67%	1	33%	0	0%	0	0%	2	100%	0	0%	0		1		13	25%	39	75%
1	20%	4	80%	3	75%	1	25%	1	100%	0	0%	0		0		21	15%	122	85%
0	0%	2	100%	1	25%	3	75%	1	33%	2	67%	0		0		29	22%	101	78%
7	32%	15	68%	11	34%	21	66%	1	20%	4	80%	1		10		86	22%	304	78%
0	0%	0	0%	0	0%	1	100%	0	0%	0	0%	0		0		4	8%	46	92%
3	30%	7	70%	1	17%	5	83%	0	0%	0	0%	0		0		19	16%	101	84%
2	50%	2	50%	0	0%	0	0%	0	0%	0	0%	0		0		4	10%	37	90%
1	50%	1	50%	0	0%	2	100%	5	28%	13	72%	0		3		34	26%	95	74%
3	15%	17	85%	1	100%	0	0%	1	8%	11	92%	0		0		11	10%	97	90%
2	50%	2	50%	1	50%	1	50%	5	71%	2	29%	0		3		31	29%	75	71%
16	31%	36	69%	2	10%	18	90%	0	0%	9	100%	0		3		83	21%	320	79%
20	32%	42	68%	2	17%	10	83%	5	31%	11	69%	0		0		139	20%	555	80%
16	31%	35	69%	2	12%	15	88%	6	55%	5	45%	7		24		185	22%	646	78%
4	31%	9	69%	4	22%	14	78%	4	40%	6	60%	1		12		36	19%	154	81%
7	25%	21	75%	1	25%	3	75%	4	44%	5	56%	0		0		49	22%	170	78%
2	13%	14	88%	5	36%	9	64%	0	0%	1	100%	1		3		91	15%	535	85%
4	16%	21	84%	2	40%	3	60%	0	0%	0	0%	0		0		50	14%	314	86%
1	7%	13	93%	0	0%	5	100%	0	0%	0	0%	1		27		42	19%	175	81%
13	48%	14	52%	2	17%	10	83%	5	38%	8	62%	5		10		124	30%	294	70%
5	38%	8	62%	1	25%	3	75%	1	17%	5	83%	0		5		28	27%	75	73%
27	36%	49	64%	1	13%	7	88%	1	13%	7	88%	1		4		139	20%	554	80%

5. Function of news subjects		Do not know				Subject				Spokesperson				Expert or commentator			
		FEMALE		MALE		FEMALE		MALE		FEMALE		MALE		FEMALE		MALE	
		N	%	N	%	N	%	N	%	N	%	N	%	N	%	N	%
REGION	COUNTRY																
	Thailand	1	11%	8	89%	109	15%	610	85%	40	13%	277	87%	8	24%	25	76%
	Vietnam	1	50%	1	50%	36	25%	107	75%	2	9%	20	91%	2	11%	17	89%
Caribbean	Belize	1	100%	0	0%	20	48%	22	52%	2	20%	8	80%	5	50%	5	50%
	Dominican Republic	3	25%	9	75%	28	23%	93	77%	8	10%	71	90%	12	26%	35	74%
	Grenada	0	0%	0	0%	1	5%	21	95%	5	19%	21	81%	0	0%	5	100%
	Guyana	0	0%	2	100%	18	33%	36	67%	7	37%	12	63%	1	20%	4	80%
	Haiti	10	25%	30	75%	30	25%	91	75%	9	18%	42	82%	8	22%	29	78%
	Jamaica	1	100%	0	0%	36	18%	165	82%	14	20%	56	80%	17	63%	10	37%
	Puerto Rico	1	20%	4	80%	32	27%	88	73%	17	23%	58	77%	8	36%	14	64%
	St Lucia	3	43%	4	57%	1	14%	6	86%	0	0%	4	100%	0	0%	3	100%
	St. Vincent and The Grenadines	0	0%	0	0%	4	29%	10	71%	4	44%	5	56%	0	0%	0	0%
	Suriname	1	50%	1	50%	5	29%	12	71%	6	26%	17	74%	5	42%	7	58%
	Trinidad & Tobago	0	0%	0	0%	3	7%	41	93%	4	31%	9	69%	1	9%	10	91%
Europe	Austria	2	33%	4	67%	36	19%	153	81%	13	25%	40	75%	12	15%	67	85%
	Belarus	0	0%	1	100%	0	0%	1	100%	8	16%	41	84%	25	29%	62	71%
	Belgium	2	67%	1	33%	95	26%	270	74%	20	19%	84	81%	38	27%	103	73%
	Bosnia & Herzegovina	1	25%	3	75%	28	25%	85	75%	19	15%	111	85%	27	35%	51	65%
	Bulgaria	0	0%	0	0%	40	53%	35	47%	11	69%	5	31%	4	33%	8	67%
	Croatia	1	50%	1	50%	19	29%	46	71%	26	28%	68	72%	5	10%	45	90%
	Cyprus	5	25%	15	75%	17	20%	69	80%	2	5%	42	95%	30	14%	190	86%
	Czech Republic	11	29%	27	71%	57	18%	261	82%	26	33%	53	67%	13	16%	67	84%
	Denmark	2	50%	2	50%	21	26%	59	74%	44	30%	103	70%	16	28%	41	72%
	Estonia	1	17%	5	83%	22	15%	128	85%	49	40%	73	60%	39	33%	79	67%
	Finland	0	0%	0	0%	22	27%	61	73%	31	27%	84	73%	27	29%	65	71%
	France	0	0%	0	0%	63	26%	181	74%	22	24%	69	76%	30	23%	103	77%
	Georgia	0	0%	2	100%	3	6%	50	94%	21	20%	83	80%	0	0%	27	100%
	Germany	7	29%	17	71%	76	26%	218	74%	61	18%	281	82%	9	14%	54	86%
	Greece	0	0%	8	100%	85	32%	183	68%	32	17%	155	83%	24	28%	62	72%
	Hungary	0	0%	6	100%	59	24%	192	76%	9	16%	46	84%	15	25%	46	75%
	Iceland	0	0%	0	0%	16	23%	54	77%	13	28%	34	72%	8	29%	20	71%
Ireland, Republic of	0	0%	0	0%	5	83%	1	17%	0	0%	0	0%	0	0%	1	100%	
Italy	0	0%	5	100%	108	18%	479	82%	18	17%	90	83%	15	12%	108	88%	
Kosovo	0	0%	2	100%	12	14%	73	86%	7	24%	22	76%	4	11%	33	89%	
Malta	1	33%	2	67%	9	16%	49	84%	17	12%	122	88%	4	31%	9	69%	
Montenegro	0	0%	0	0%	1	6%	16	94%	4	27%	11	73%	1	50%	1	50%	
Netherlands	0	0%	4	100%	24	27%	65	73%	5	21%	19	79%	9	23%	30	77%	
Norway	0	0%	2	100%	41	31%	91	69%	27	33%	56	67%	10	19%	44	81%	
Poland	0	0%	4	100%	72	28%	181	72%	41	29%	102	71%	53	27%	140	73%	

Personal experience				Eye witness				Popular opinion				Other				TOTAL			
FEMALE		MALE		FEMALE		MALE		FEMALE		MALE		FEMALE		MALE		FEMALE		MALE	
N	%	N	%	N	%	N	%	N	%	N	%	N	%	N	%	N	%	N	%
2	15%	11	85%	4	50%	4	50%	10	38%	16	62%	0		0		174	15%	951	85%
4	40%	6	60%	1	33%	2	67%	4	40%	6	60%	0		0		50	24%	159	76%
3	75%	1	25%	0	0%	1	100%	1	50%	1	50%	0		0		32	46%	38	54%
30	38%	49	62%	6	30%	14	70%	0	0%	5	100%	0		2		87	24%	276	76%
0	0%	0	0%	0	0%	0	0%	0	0%	0	0%	0		0		6	11%	47	89%
4	44%	5	56%	2	50%	2	50%	0	0%	0	0%	0		0		32	34%	61	66%
3	16%	16	84%	2	10%	19	90%	0	0%	0	0%	1		5		62	21%	227	79%
6	67%	3	33%	4	57%	3	43%	0	0%	2	100%	0		1		78	25%	239	75%
14	58%	10	42%	4	50%	4	50%	5	50%	5	50%	9		29		81	31%	183	69%
2	100%	0	0%	0	0%	2	100%	0	0%	0	0%	0		0		6	24%	19	76%
0	0%	0	0%	0	0%	0	0%	1	100%	0	0%	0		0		9	38%	15	63%
2	25%	6	75%	0	0%	0	0%	1	100%	0	0%	0		0		20	32%	43	68%
0	0%	0	0%	0	0%	0	0%	0	0%	0	0%	0		0		8	12%	60	88%
30	47%	34	53%	1	14%	6	86%	6	86%	1	14%	3		3		100	25%	305	75%
16	67%	8	33%	0	0%	0	0%	2	100%	0	0%	1		1		51	31%	113	69%
21	26%	59	74%	10	48%	11	52%	6	60%	4	40%	12		69		192	27%	532	73%
3	23%	10	77%	0	0%	6	100%	2	25%	6	75%	0		0		80	23%	272	77%
0	0%	2	100%	4	67%	2	33%	0	0%	0	0%	0		0		59	53%	52	47%
20	43%	27	57%	2	25%	6	75%	5	71%	2	29%	1		1		78	29%	195	71%
2	25%	6	75%	0	0%	0	0%	5	25%	15	75%	2		0		61	15%	337	85%
14	37%	24	63%	8	31%	18	69%	4	67%	2	33%	1		4		133	23%	452	77%
9	23%	30	77%	3	50%	3	50%	7	70%	3	30%	0		0		102	30%	241	70%
9	56%	7	44%	1	20%	4	80%	5	63%	3	38%	0		0		126	30%	299	70%
21	46%	25	54%	5	50%	5	50%	7	58%	5	42%	2		3		113	32%	245	68%
22	33%	45	67%	26	32%	55	68%	16	52%	15	48%	7		2		179	28%	468	72%
9	64%	5	36%	1	17%	5	83%	0	0%	0	0%	0		0		34	17%	172	83%
11	39%	17	61%	3	20%	12	80%	11	42%	15	58%	1		5		178	22%	614	78%
28	26%	78	74%	1	14%	6	86%	5	38%	8	62%	6		9		175	26%	500	74%
21	49%	22	51%	0	0%	1	100%	7	70%	3	30%	2		12		111	26%	316	74%
3	38%	5	63%	1	25%	3	75%	3	60%	2	40%	5		6		44	27%	118	73%
1	100%	0	0%	0	0%	0	0%	0	0%	0	0%	0		0		6	75%	2	25%
19	44%	24	56%	16	31%	36	69%	2	67%	1	33%	0		5		178	19%	743	81%
0	0%	0	0%	0	0%	1	100%	0	0%	0	0%	0		0		23	15%	131	85%
1	20%	4	80%	1	50%	1	50%	1	50%	1	50%	6		24		34	15%	188	85%
0	0%	0	0%	1	25%	3	75%	0	0%	2	100%	1		0		7	18%	33	83%
15	75%	5	25%	1	100%	0	0%	1	50%	1	50%	5		9		55	31%	124	69%
19	61%	12	39%	0	0%	1	100%	7	50%	7	50%	1		0		104	33%	213	67%
22	35%	41	65%	12	80%	3	20%	7	54%	6	46%	2		14		207	30%	477	70%

5. Function of news subjects		Do not know				Subject				Spokesperson				Expert or commentator			
		FEMALE		MALE		FEMALE		MALE		FEMALE		MALE		FEMALE		MALE	
REGION	COUNTRY	N	%	N	%	N	%	N	%	N	%	N	%	N	%	N	%
	Portugal	0	0%	5	100%	25	18%	111	82%	19	15%	110	85%	8	17%	39	83%
	Romania	8	73%	3	27%	55	32%	119	68%	7	22%	25	78%	10	16%	51	84%
	Spain	3	20%	12	80%	55	29%	137	71%	36	20%	141	80%	7	14%	42	86%
	Sweden	4	67%	2	33%	48	32%	104	68%	40	27%	106	73%	11	24%	35	76%
	Switzerland	2	33%	4	67%	24	20%	99	80%	16	20%	63	80%	24	31%	54	69%
	Turkey	0	0%	10	100%	51	24%	162	76%	11	13%	77	88%	6	21%	22	79%
	United Kingdom (England, Northern Ireland, Scotland, Wales)	7	78%	2	22%	150	30%	353	70%	39	26%	111	74%	54	26%	151	74%
Latin America	Argentina	0	0%	6	100%	32	28%	82	72%	18	29%	45	71%	8	24%	26	76%
	Bolivia	0	0%	5	100%	10	27%	27	73%	10	16%	51	84%	2	9%	20	91%
	Brazil	21	30%	49	70%	137	29%	328	71%	40	31%	88	69%	26	29%	63	71%
	Chile	1	17%	5	83%	26	30%	61	70%	7	20%	28	80%	4	8%	46	92%
	Costa Rica	1	100%	0	0%	11	20%	45	80%	19	22%	68	78%	8	26%	23	74%
	Ecuador	0	0%	3	100%	27	25%	80	75%	31	17%	155	83%	11	15%	60	85%
	El Salvador	2	67%	1	33%	1	25%	3	75%	23	25%	69	75%	5	17%	25	83%
	Guatemala	4	40%	6	60%	13	17%	63	83%	23	32%	50	68%	7	19%	30	81%
	Mexico	0	0%	6	100%	27	30%	62	70%	17	13%	114	87%	13	36%	23	64%
	Nicaragua	3	27%	8	73%	45	31%	98	69%	18	25%	55	75%	7	25%	21	75%
	Paraguay	1	17%	5	83%	18	16%	93	84%	11	12%	83	88%	3	19%	13	81%
	Peru	3	38%	5	63%	54	35%	102	65%	15	19%	62	81%	2	5%	35	95%
	Uruguay	3	43%	4	57%	33	16%	174	84%	8	9%	80	91%	2	15%	11	85%
Middle East	Egypt	0	0%	0	0%	6	38%	10	63%	1	20%	4	80%	0	0%	1	100%
	Israel	1	13%	7	88%	43	15%	239	85%	19	17%	96	83%	12	9%	124	91%
	Jordan	0	0%	1	100%	2	13%	14	88%	1	10%	9	90%	3	30%	7	70%
	Lebanon	0	0%	2	100%	38	5%	694	95%	0	0%	9	100%	0	0%	2	100%
	Tunisia	12	44%	15	56%	53	22%	183	78%	6	9%	64	91%	31	52%	29	48%
	United Arab Emirates	1	33%	2	67%	6	10%	53	90%	4	8%	45	92%	8	15%	46	85%
North America	Canada	2	40%	3	60%	67	30%	159	70%	43	28%	112	72%	37	29%	90	71%
	United States of America	3	30%	7	70%	34	23%	112	77%	17	26%	49	74%	19	24%	59	76%
Pacific	Australia	1	25%	3	75%	73	25%	221	75%	47	23%	154	77%	7	14%	44	86%
	Fiji	3	60%	2	40%	7	25%	21	75%	9	18%	40	82%	6	24%	19	76%
	New Zealand	0	0%	0	0%	72	23%	248	78%	28	23%	93	77%	9	20%	35	80%
	Papua New Guinea	1	100%	0	0%	7	21%	27	79%	1	4%	26	96%	5	15%	29	85%
	Tonga	0	0%	1	100%	1	10%	9	90%	7	18%	31	82%	0	0%	1	100%

Personal experience				Eye witness				Popular opinion				Other				TOTAL			
FEMALE		MALE		FEMALE		MALE		FEMALE		MALE		FEMALE		MALE		FEMALE		MALE	
N	%	N	%	N	%	N	%	N	%	N	%	N	%	N	%	N	%	N	%
25	52%	23	48%	5	71%	2	29%	0	0%	1	100%	0		0		82	22%	291	78%
17	45%	21	55%	3	33%	6	67%	0	0%	5	100%	0		0		100	30%	230	70%
24	35%	45	65%	12	41%	17	59%	11	35%	20	65%	2		6		148	26%	414	74%
26	47%	29	53%	1	33%	2	67%	2	29%	5	71%	0		3		132	32%	283	68%
9	30%	21	70%	4	100%	0	0%	1	50%	1	50%	0		3		80	25%	242	75%
3	14%	18	86%	1	6%	17	94%	41	67%	20	33%	1		29		113	26%	326	74%
44	48%	47	52%	7	47%	8	53%	19	56%	15	44%	2		3		320	32%	687	68%
7	44%	9	56%	7	47%	8	53%	3	43%	4	57%	2		4		75	29%	180	71%
16	64%	9	36%	4	80%	1	20%	0	0%	0	0%	0		1		42	27%	113	73%
26	41%	38	59%	18	47%	20	53%	25	57%	19	43%	0		1		293	33%	605	67%
2	33%	4	67%	3	50%	3	50%	0	0%	0	0%	3		4		43	23%	147	77%
12	40%	18	60%	0	0%	1	100%	0	0%	0	0%	0		2		51	25%	155	75%
37	41%	54	59%	4	27%	11	73%	12	36%	21	64%	3		8		122	24%	384	76%
30	54%	26	46%	8	57%	6	43%	9	60%	6	40%	2		5		78	36%	136	64%
3	38%	5	63%	0	0%	6	100%	0	0%	2	100%	1		3		50	24%	162	76%
3	14%	19	86%	0	0%	0	0%	3	60%	2	40%	0		2		63	22%	226	78%
4	29%	10	71%	6	38%	10	63%	3	38%	5	63%	0		0		86	29%	207	71%
9	35%	17	65%	0	0%	0	0%	4	80%	1	20%	1		6		46	18%	212	82%
2	20%	8	80%	13	39%	20	61%	2	100%	0	0%	1		7		91	28%	232	72%
10	28%	26	72%	7	54%	6	46%	5	29%	12	71%	0		2		68	18%	313	82%
0	0%	0	0%	0	0%	0	0%	0	0%	0	0%	0		4		7	32%	15	68%
20	34%	38	66%	7	44%	9	56%	6	40%	9	60%	0		24		108	17%	522	83%
0	0%	1	100%	0	0%	0	0%	0	0%	0	0%	4		12		6	16%	32	84%
0	0%	1	100%	0	0%	0	0%	7	30%	16	70%	0		0		45	6%	724	94%
2	50%	2	50%	5	71%	2	29%	0	0%	0	0%	0		0		109	27%	295	73%
2	20%	8	80%	1	25%	3	75%	1	11%	8	89%	4		30		23	12%	165	88%
43	36%	77	64%	7	37%	12	63%	7	35%	13	65%	6		16		206	31%	466	69%
14	39%	22	61%	7	32%	15	68%	0	0%	1	100%	8		16		94	26%	265	74%
18	37%	31	63%	4	50%	4	50%	8	29%	20	71%	0		2		158	25%	477	75%
3	38%	5	63%	0	0%	4	100%	1	100%	0	0%	2		5		29	24%	91	76%
7	41%	10	59%	4	50%	4	50%	9	82%	2	18%	0		0		129	25%	392	75%
0	0%	0	0%	1	17%	5	83%	0	0%	2	100%	1		0		15	14%	89	86%
0	0%	1	100%	1	20%	4	80%	0	0%	0	0%	0		0		9	16%	47	84%

6. News subjects who are victims		VICTIM				NOT A VICTIM				TOTAL			
		FEMALE		MALE		FEMALE		MALE		FEMALE		MALE	
REGION	COUNTRY	N	%	N	%	N	%	N	%	N	%	N	%
Africa	Benin	1	100%	0	0%	4	22%	14	78%	5	26%	14	74%
	Botswana	0	0%	6	100%	2	14%	12	86%	2	10%	18	90%
	Burkina Faso	0	0%	0	0%	34	27%	90	73%	34	27%	90	73%
	Burundi	0	0%	7	100%	8	29%	20	71%	8	23%	27	77%
	Cameroon	0	0%	3	100%	2	17%	10	83%	2	13%	13	87%
	Congo, Dem Rep	2	29%	5	71%	1	6%	15	94%	3	13%	20	87%
	Congo, Rep (Brazzaville)	0	0%	0	0%	1	33%	2	67%	1	33%	2	67%
	Ethiopia	0	0%	1	100%	2	7%	28	93%	2	6%	29	94%
	Ghana	2	40%	3	60%	2	13%	14	88%	4	19%	17	81%
	Guinée Conakry	0	0%	0	0%	6	15%	34	85%	6	15%	34	85%
	Kenya	1	33%	2	67%	2	8%	22	92%	3	11%	24	89%
	Lesotho	1	33%	2	67%	2	13%	13	87%	3	17%	15	83%
	Liberia	0	0%	0	0%	0	0%	0	0%	0	0%	0	0%
	Madagascar	2	50%	2	50%	8	29%	20	71%	10	31%	22	69%
	Mauritania	1	50%	1	50%	4	16%	21	84%	5	19%	22	81%
	Mauritius	2	100%	0	0%	3	43%	4	57%	5	56%	4	44%
	Namibia	0	0%	0	0%	4	33%	8	67%	4	33%	8	67%
	Niger	1	100%	0	0%	1	6%	16	94%	2	11%	16	89%
	Nigeria	1	13%	7	88%	3	7%	40	93%	4	8%	47	92%
	Senegal	0	0%	0	0%	7	22%	25	78%	7	22%	25	78%
	South Africa	3	18%	14	82%	22	19%	95	81%	25	19%	109	81%
	Sudan (south)	0	0%	0	0%	0	0%	6	100%	0	0%	6	100%
	Tanzania	0	0%	0	0%	0	0%	2	100%	0	0%	2	100%
	Togo	0	0%	0	0%	0	0%	8	100%	0	0%	8	100%
	Uganda	4	24%	13	76%	4	25%	12	75%	8	24%	25	76%
	Zambia	0	0%	0	0%	1	13%	7	88%	1	13%	7	88%
	Zimbabwe	1	50%	1	50%	3	30%	7	70%	4	33%	8	67%
Asia	Bangladesh	4	18%	18	82%	15	25%	44	75%	19	23%	62	77%
	China	23	38%	38	62%	78	17%	378	83%	101	20%	416	80%
	India	48	40%	71	60%	63	21%	231	79%	111	27%	302	73%
	Japan	7	64%	4	36%	8	14%	49	86%	15	22%	53	78%
	Kyrgyzstan	0	0%	2	100%	17	21%	64	79%	17	20%	66	80%
	Malaysia	15	48%	16	52%	48	13%	334	87%	63	15%	350	85%
	Nepal	6	60%	4	40%	26	14%	164	86%	32	16%	168	84%
	Pakistan	9	43%	12	57%	13	20%	51	80%	22	26%	63	74%
	Philippines	12	26%	35	74%	45	34%	86	66%	57	32%	121	68%
	South Korea	0	0%	3	100%	5	31%	11	69%	5	26%	14	74%
	Taiwan	11	25%	33	75%	58	18%	263	82%	69	19%	296	81%
	Thailand	17	47%	19	53%	92	13%	591	87%	109	15%	610	85%
	Vietnam	3	43%	4	57%	33	24%	103	76%	36	25%	107	75%
Caribbean	Belize	11	65%	6	35%	9	36%	16	64%	20	48%	22	52%
	Dominican Republic	3	13%	20	87%	25	26%	72	74%	28	23%	92	77%
	Grenada	0	0%	2	100%	1	5%	18	95%	1	5%	20	95%
	Guyana	4	36%	7	64%	14	33%	29	67%	18	33%	36	67%
	Haiti	1	13%	7	88%	29	26%	83	74%	30	25%	90	75%
	Jamaica	13	18%	58	82%	23	18%	106	82%	36	18%	164	82%
	Puerto Rico	4	36%	7	64%	28	26%	81	74%	32	27%	88	73%
	St Lucia	1	25%	3	75%	0	0%	2	100%	1	17%	5	83%
	St. Vincent and The Grenadines	0	0%	4	100%	4	40%	6	60%	4	29%	10	71%
	Suriname	2	40%	3	60%	3	27%	8	73%	5	31%	11	69%
Trinidad & Tobago	0	0%	9	100%	3	9%	30	91%	3	7%	39	93%	
Europe	Austria	13	36%	23	64%	22	15%	129	85%	35	19%	152	81%
	Belarus	0	0%	0	0%	0	0%	1	100%	0	0%	1	100%
	Belgium	30	52%	28	48%	64	21%	241	79%	94	26%	269	74%
	Bosnia & Herzegovina	9	39%	14	61%	19	21%	71	79%	28	25%	85	75%

6. News subjects who are victims		VICTIM				NOT A VICTIM				TOTAL			
		FEMALE		MALE		FEMALE		MALE		FEMALE		MALE	
REGION	COUNTRY	N	%	N	%	N	%	N	%	N	%	N	%
	Bulgaria	13	72%	5	28%	26	46%	30	54%	39	53%	35	47%
	Croatia	6	55%	5	45%	13	24%	41	76%	19	29%	46	71%
	Cyprus	4	19%	17	81%	13	20%	52	80%	17	20%	69	80%
	Czech Republic	3	27%	8	73%	54	18%	253	82%	57	18%	261	82%
	Denmark	5	50%	5	50%	16	23%	54	77%	21	26%	59	74%
	Estonia	0	0%	5	100%	22	15%	120	85%	22	15%	125	85%
	Finland	8	35%	15	65%	14	23%	46	77%	22	27%	61	73%
	France	11	52%	10	48%	51	23%	171	77%	62	26%	181	74%
	Georgia	1	25%	3	75%	2	4%	47	96%	3	6%	50	94%
	Germany	20	59%	14	41%	56	22%	204	78%	76	26%	218	74%
	Greece	8	73%	3	27%	77	30%	180	70%	85	32%	183	68%
	Hungary	18	51%	17	49%	40	19%	175	81%	58	23%	192	77%
	Iceland	2	18%	9	82%	14	24%	45	76%	16	23%	54	77%
	Ireland, Republic of	3	100%	0	0%	1	50%	1	50%	4	80%	1	20%
	Italy	34	46%	40	54%	72	14%	438	86%	106	18%	478	82%
	Kosovo	0	0%	1	100%	12	14%	71	86%	12	14%	72	86%
	Malta	5	36%	9	64%	2	5%	38	95%	7	13%	47	87%
	Montenegro	1	50%	1	50%	0	0%	15	100%	1	6%	16	94%
	Netherlands	1	13%	7	88%	23	28%	58	72%	24	27%	65	73%
	Norway	6	46%	7	54%	35	29%	84	71%	41	31%	91	69%
	Poland	18	34%	35	66%	52	27%	143	73%	70	28%	178	72%
	Portugal	8	53%	7	47%	17	14%	104	86%	25	18%	111	82%
	Romania	5	50%	5	50%	50	30%	114	70%	55	32%	119	68%
	Spain	14	56%	11	44%	41	25%	126	75%	55	29%	137	71%
	Sweden	6	24%	19	76%	42	33%	84	67%	48	32%	103	68%
	Switzerland	6	29%	15	71%	18	18%	83	82%	24	20%	98	80%
	Turkey	24	55%	20	45%	21	13%	140	87%	45	22%	160	78%
	United Kingdom (England, Northern Ireland, Scotland, Wales)	57	37%	98	63%	92	27%	249	73%	149	30%	347	70%
Latin America	Argentina	4	50%	4	50%	28	26%	78	74%	32	28%	82	72%
	Bolivia	2	40%	3	60%	7	24%	22	76%	9	26%	25	74%
	Brazil	43	59%	30	41%	93	24%	298	76%	136	29%	328	71%
	Chile	4	40%	6	60%	21	28%	54	72%	25	29%	60	71%
	Costa Rica	3	19%	13	81%	8	20%	32	80%	11	20%	45	80%
	Ecuador	13	50%	13	50%	14	17%	67	83%	27	25%	80	75%
	El Salvador	0	0%	0	0%	1	25%	3	75%	1	25%	3	75%
	Guatemala	2	9%	21	91%	11	21%	42	79%	13	17%	63	83%
	Mexico	8	47%	9	53%	19	26%	53	74%	27	30%	62	70%
	Nicaragua	23	38%	38	62%	20	25%	60	75%	43	30%	98	70%
	Paraguay	3	43%	4	57%	15	14%	89	86%	18	16%	93	84%
	Peru	9	28%	23	72%	45	37%	78	63%	54	35%	101	65%
	Uruguay	5	36%	9	64%	28	15%	165	85%	33	16%	174	84%
Middle East	Egypt	1	100%	0	0%	5	33%	10	67%	6	38%	10	63%
	Israel	6	17%	29	83%	36	15%	205	85%	42	15%	234	85%
	Jordan	0	0%	0	0%	2	13%	14	88%	2	13%	14	88%
	Lebanon	1	13%	7	88%	37	5%	687	95%	38	5%	694	95%
	Tunisia	0	0%	2	100%	53	23%	176	77%	53	23%	178	77%
	United Arab Emirates	1	50%	1	50%	5	9%	52	91%	6	10%	53	90%
North America	Canada	22	31%	50	69%	41	28%	104	72%	63	29%	154	71%
	United States of America	10	29%	24	71%	20	19%	86	81%	30	21%	110	79%
Pacific	Australia	26	46%	31	54%	47	20%	190	80%	73	25%	221	75%
	Fiji	3	23%	10	77%	4	27%	11	73%	7	25%	21	75%
	New Zealand	14	54%	12	46%	58	20%	236	80%	72	23%	248	78%
	Papua New Guinea	3	43%	4	57%	4	15%	23	85%	7	21%	27	79%
	Tonga	0	0%	0	0%	1	10%	9	90%	1	10%	9	90%

7. News subjects mentioned by family status		FEMALE STATUS MENTIONED				MALE STATUS MENTIONED				TOTAL
		NO		YES		NO		YES		
REGION	COUNTRY	N	%	N	%	N	%	N	%	N
Africa	Benin	3	60%	2	40%	14	93%	1	7%	20
	Botswana	2	100%	0	0%	18	100%	0	0%	20
	Burkina Faso	27	79%	7	21%	90	100%	0	0%	124
	Burundi	8	100%	0	0%	25	93%	2	7%	35
	Cameroon	2	100%	0	0%	10	77%	3	23%	15
	Congo, Dem Rep	2	67%	1	33%	20	100%	0	0%	23
	Congo, Rep (Brazzaville)	1	100%	0	0%	2	100%	0	0%	3
	Ethiopia	2	100%	0	0%	29	100%	0	0%	31
	Ghana	3	75%	1	25%	15	88%	2	12%	21
	Guinée Conakry	6	100%	0	0%	34	100%	0	0%	40
	Kenya	3	100%	0	0%	23	96%	1	4%	27
	Lesotho	2	67%	1	33%	14	93%	1	7%	18
	Liberia	0	0%	0	0%	0	0%	0	0%	0
	Madagascar	7	64%	4	36%	20	91%	2	9%	33
	Mauritania	3	60%	2	40%	21	95%	1	5%	27
	Mauritius	5	100%	0	0%	3	75%	1	25%	9
	Namibia	3	75%	1	25%	6	75%	2	25%	12
	Niger	1	50%	1	50%	16	100%	0	0%	18
	Nigeria	3	50%	3	50%	41	85%	7	15%	54
	Senegal	6	86%	1	14%	24	96%	1	4%	32
	South Africa	21	81%	5	19%	96	86%	15	14%	137
	Sudan (south)	0	0%	0	0%	6	100%	0	0%	6
	Tanzania	0	0%	0	0%	3	100%	0	0%	3
	Togo	0	0%	0	0%	5	63%	3	38%	8
	Uganda	3	38%	5	63%	20	77%	6	23%	34
	Zambia	1	100%	0	0%	7	100%	0	0%	8
	Zimbabwe	3	75%	1	25%	8	100%	0	0%	12
Asia	Bangladesh	14	70%	6	30%	60	92%	5	8%	85
	China	84	83%	17	17%	405	97%	11	3%	517
	India	68	60%	45	40%	279	91%	28	9%	420
	Japan	12	80%	3	20%	48	91%	5	9%	68
	Kyrgyzstan	16	94%	1	6%	65	98%	1	2%	83
	Malaysia	36	56%	28	44%	325	92%	27	8%	416
	Nepal	23	72%	9	28%	163	97%	5	3%	200
	Pakistan	18	78%	5	22%	58	91%	6	9%	87
	Philippines	44	75%	15	25%	113	88%	15	12%	187
	South Korea	4	80%	1	20%	13	87%	2	13%	20
	Taiwan	55	80%	14	20%	282	95%	14	5%	365
	Thailand	108	99%	1	1%	606	99%	4	1%	719
	Vietnam	36	100%	0	0%	107	100%	0	0%	143
Caribbean	Belize	6	30%	14	70%	18	82%	4	18%	42
	Dominican Republic	23	82%	5	18%	87	94%	6	6%	121
	Grenada	0	0%	1	100%	18	86%	3	14%	22
	Guyana	12	67%	6	33%	27	75%	9	25%	54
	Haiti	28	97%	1	3%	86	95%	5	5%	120
	Jamaica	29	81%	7	19%	154	94%	10	6%	200
	Puerto Rico	30	94%	2	6%	84	95%	4	5%	120
	St Lucia	1	100%	0	0%	5	83%	1	17%	7
	St. Vincent and The Grenadines	3	75%	1	25%	7	70%	3	30%	14
	Suriname	5	100%	0	0%	12	100%	0	0%	17
Trinidad & Tobago	1	33%	2	67%	33	80%	8	20%	44	
Europe	Austria	33	92%	3	8%	139	91%	14	9%	189
	Belarus	0	0%	0	0%	1	100%	0	0%	1
	Belgium	66	69%	29	31%	234	87%	36	13%	365
	Bosnia & Herzegovina	23	82%	5	18%	83	98%	2	2%	113

7. News subjects mentioned by family status		FEMALE STATUS MENTIONED				MALE STATUS MENTIONED				TOTAL
		NO		YES		NO		YES		
REGION	COUNTRY	N	%	N	%	N	%	N	%	N
	Bulgaria	27	68%	13	33%	32	91%	3	9%	75
	Croatia	16	84%	3	16%	42	91%	4	9%	65
	Cyprus	16	94%	1	6%	68	99%	1	1%	86
	Czech Republic	50	88%	7	12%	255	98%	6	2%	318
	Denmark	15	71%	6	29%	53	90%	6	10%	80
	Estonia	18	82%	4	18%	120	94%	8	6%	150
	Finland	16	73%	6	27%	49	80%	12	20%	83
	France	32	52%	29	48%	134	75%	44	25%	239
	Georgia	1	33%	2	67%	49	100%	0	0%	52
	Germany	64	84%	12	16%	201	92%	17	8%	294
	Greece	78	92%	7	8%	181	99%	2	1%	268
	Hungary	43	73%	16	27%	181	94%	11	6%	251
	Iceland	15	94%	1	6%	49	91%	5	9%	70
	Ireland, Republic of	2	40%	3	60%	1	100%	0	0%	6
	Italy	97	90%	11	10%	469	98%	10	2%	587
	Kosovo	12	100%	0	0%	73	100%	0	0%	85
	Malta	2	22%	7	78%	44	90%	5	10%	58
	Montenegro	0	0%	1	100%	16	100%	0	0%	17
	Netherlands	20	83%	4	17%	63	97%	2	3%	89
	Norway	35	85%	6	15%	83	91%	8	9%	132
	Poland	55	76%	17	24%	172	95%	9	5%	253
	Portugal	21	84%	4	16%	103	93%	8	7%	136
	Romania	42	76%	13	24%	107	90%	12	10%	174
	Spain	39	71%	16	29%	127	93%	10	7%	192
	Sweden	39	81%	9	19%	96	92%	8	8%	152
	Switzerland	19	79%	5	21%	89	91%	9	9%	122
	Turkey	37	73%	14	27%	145	90%	17	10%	213
	United Kingdom (England, Northern Ireland, Scotland, Wales)	90	60%	60	40%	283	81%	67	19%	500
Latin America	Argentina	27	84%	5	16%	80	98%	2	2%	114
	Bolivia	9	90%	1	10%	26	96%	1	4%	37
	Brazil	122	89%	15	11%	314	96%	14	4%	465
	Chile	12	46%	14	54%	53	87%	8	13%	87
	Costa Rica	10	91%	1	9%	43	96%	2	4%	56
	Ecuador	19	70%	8	30%	72	90%	8	10%	107
	El Salvador	0	0%	1	100%	3	100%	0	0%	4
	Guatemala	10	77%	3	23%	57	90%	6	10%	76
	Mexico	19	70%	8	30%	58	94%	4	6%	89
	Nicaragua	24	53%	21	47%	73	74%	25	26%	143
	Paraguay	12	67%	6	33%	86	92%	7	8%	111
	Peru	47	87%	7	13%	86	84%	16	16%	156
	Uruguay	25	76%	8	24%	169	97%	5	3%	207
Middle East	Egypt	6	100%	0	0%	10	100%	0	0%	16
	Israel	30	70%	13	30%	210	88%	29	12%	282
	Jordan	2	100%	0	0%	14	100%	0	0%	16
	Lebanon	37	97%	1	3%	687	99%	7	1%	732
	Tunisia	31	58%	22	42%	183	100%	0	0%	236
	United Arab Emirates	5	83%	1	17%	49	92%	4	8%	59
North America	Canada	49	73%	18	27%	124	78%	35	22%	226
	United States of America	25	74%	9	26%	101	90%	11	10%	146
Pacific	Australia	33	45%	40	55%	175	79%	46	21%	294
	Fiji	5	71%	2	29%	19	95%	1	5%	27
	New Zealand	53	74%	19	26%	236	95%	12	5%	320
	Papua New Guinea	5	71%	2	29%	26	96%	1	4%	34
	Tonga	0	0%	1	100%	6	67%	3	33%	10

8. News subjects quoted in newspapers		QUOTED				NOT QUOTED				TOTAL
		FEMALE		MALE		FEMALE		MALE		N
REGION	COUNTRY	N	%	N	%	N	%	N	%	N
Africa	Benin	1	14%	6	86%	4	33%	8	67%	19
	Botswana	0	0%	5	100%	1	25%	3	75%	9
	Burkina Faso	14	42%	19	58%	16	22%	58	78%	107
	Burundi	0	0%	5	100%	1	20%	4	80%	10
	Cameroon	0	0%	0	0%	0	0%	0	0%	0
	Congo, Dem Rep	1	14%	6	86%	0	0%	0	0%	7
	Congo, Rep (Brazzaville)	1	100%	0	0%	0	0%	0	0%	1
	Ethiopia	1	11%	8	89%	1	5%	20	95%	30
	Ghana	1	20%	4	80%	1	20%	4	80%	10
	Guinée Conakry	1	4%	23	96%	2	50%	2	50%	28
	Kenya	0	0%	5	100%	0	0%	2	100%	7
	Lesotho	0	0%	9	100%	0	0%	0	0%	9
	Liberia	0	0%	0	0%	0	0%	0	0%	0
	Madagascar	5	45%	6	55%	5	28%	13	72%	29
	Mauritania	1	14%	6	86%	4	33%	8	67%	19
	Mauritius	1	33%	2	67%	2	100%	0	0%	5
	Namibia	1	100%	0	0%	1	25%	3	75%	5
	Niger	1	7%	13	93%	0	0%	2	100%	16
	Nigeria	3	17%	15	83%	2	11%	16	89%	36
	Senegal	1	10%	9	90%	1	50%	1	50%	12
	South Africa	11	21%	42	79%	12	24%	39	76%	104
	Sudan (south)	0	0%	0	0%	0	0%	4	100%	4
	Tanzania	0	0%	2	100%	0	0%	1	100%	3
	Togo	0	0%	1	100%	0	0%	2	100%	3
	Uganda	1	13%	7	88%	4	27%	11	73%	23
	Zambia	1	50%	1	50%	0	0%	3	100%	5
	Zimbabwe	2	50%	2	50%	2	29%	5	71%	11
Asia	Bangladesh	5	25%	15	75%	10	23%	34	77%	64
	China	12	29%	30	71%	29	17%	138	83%	209
	India	25	37%	42	63%	53	28%	136	72%	256
	Japan	1	11%	8	89%	5	28%	13	72%	27
	Kyrgyzstan	1	10%	9	90%	13	22%	47	78%	70
	Malaysia	4	19%	17	81%	11	28%	28	72%	60
	Nepal	0	0%	4	100%	13	14%	78	86%	95
	Pakistan	5	56%	4	44%	15	23%	49	77%	73
	Philippines	1	14%	6	86%	9	31%	20	69%	36
	South Korea	5	28%	13	72%	0	0%	2	100%	20
	Taiwan	6	19%	25	81%	21	19%	89	81%	141
	Thailand	28	12%	209	88%	27	14%	169	86%	433
	Vietnam	26	25%	78	75%	1	50%	1	50%	106
Caribbean	Belize	2	100%	0	0%	12	44%	15	56%	29
	Dominican Republic	7	29%	17	71%	1	9%	10	91%	35
	Grenada	1	17%	5	83%	0	0%	9	100%	15
	Guyana	3	30%	7	70%	12	40%	18	60%	40
	Haiti	0	0%	1	100%	0	0%	5	100%	6
	Jamaica	6	30%	14	70%	9	20%	36	80%	65
	Puerto Rico	9	27%	24	73%	8	20%	32	80%	73
	St Lucia	1	50%	1	50%	0	0%	1	100%	3
	St. Vincent and The Grenadines	3	33%	6	67%	1	20%	4	80%	14
Suriname	0	0%	4	100%	2	67%	1	33%	7	
Trinidad & Tobago	2	29%	5	71%	1	7%	13	93%	21	
Europe	Austria	12	34%	23	66%	18	16%	96	84%	149
	Belarus	0	0%	1	100%	0	0%	0	0%	1
	Belgium	21	34%	41	66%	36	21%	138	79%	236
	Bosnia & Herzegovina	7	23%	24	77%	10	29%	24	71%	65

8. News subjects quoted in newspapers		QUOTED				NOT QUOTED				TOTAL
		FEMALE		MALE		FEMALE		MALE		N
REGION	COUNTRY	N	%	N	%	N	%	N	%	N
	Bulgaria	4	80%	1	20%	29	66%	15	34%	49
	Croatia	1	5%	20	95%	5	50%	5	50%	31
	Cyprus	3	33%	6	67%	6	29%	15	71%	30
	Czech Republic	16	24%	52	76%	18	14%	111	86%	197
	Denmark	7	35%	13	65%	12	29%	30	71%	62
	Estonia	3	27%	8	73%	12	20%	47	80%	70
	Finland	7	32%	15	68%	10	23%	34	77%	66
	France	14	19%	61	81%	8	24%	26	76%	109
	Georgia	0	0%	5	100%	1	10%	9	90%	15
	Germany	12	24%	39	76%	24	23%	81	77%	156
	Greece	20	32%	42	68%	20	27%	54	73%	136
	Hungary	13	39%	20	61%	32	20%	125	80%	190
	Iceland	1	33%	2	67%	3	17%	15	83%	21
	Ireland, Republic of	1	50%	1	50%	4	100%	0	0%	6
	Italy	29	22%	102	78%	28	16%	143	84%	302
	Kosovo	11	15%	60	85%	1	25%	3	75%	75
	Malta	2	29%	5	71%	2	33%	4	67%	13
	Montenegro	0	0%	0	0%	0	0%	0	0%	0
	Netherlands	6	24%	19	76%	16	31%	35	69%	76
	Norway	15	32%	32	68%	15	41%	22	59%	84
	Poland	13	25%	40	75%	41	29%	99	71%	193
	Portugal	14	33%	28	67%	4	11%	31	89%	77
	Romania	16	33%	32	67%	28	29%	69	71%	145
	Spain	10	23%	34	77%	10	30%	23	70%	77
	Sweden	27	42%	37	58%	16	30%	38	70%	118
	Switzerland	5	28%	13	72%	10	20%	40	80%	68
	Turkey	8	35%	15	65%	36	21%	138	79%	197
	United Kingdom (England, Northern Ireland, Scotland, Wales)	34	37%	57	63%	27	28%	68	72%	186
Latin America	Argentina	11	35%	20	65%	1	14%	6	86%	38
	Bolivia	0	0%	0	0%	0	0%	8	100%	8
	Brazil	50	35%	91	65%	73	25%	216	75%	430
	Chile	11	23%	37	77%	15	38%	24	62%	87
	Costa Rica	1	8%	11	92%	6	35%	11	65%	29
	Ecuador	3	38%	5	63%	16	29%	40	71%	64
	El Salvador	0	0%	2	100%	1	50%	1	50%	4
	Guatemala	4	40%	6	60%	0	0%	0	0%	10
	Mexico	16	39%	25	61%	5	33%	10	67%	56
	Nicaragua	2	25%	6	75%	5	29%	12	71%	25
	Paraguay	10	20%	40	80%	2	5%	36	95%	88
	Peru	23	49%	24	51%	1	11%	8	89%	56
	Uruguay	0	0%	17	100%	1	9%	10	91%	28
Middle East	Egypt	3	75%	1	25%	0	0%	5	100%	9
	Israel	7	23%	24	77%	9	21%	34	79%	74
	Jordan	0	0%	1	100%	0	0%	3	100%	4
	Lebanon	4	4%	104	96%	10	6%	146	94%	264
	Tunisia	0	0%	1	100%	0	0%	5	100%	6
	United Arab Emirates	2	17%	10	83%	2	5%	36	95%	50
North America	Canada	14	31%	31	69%	29	27%	80	73%	154
	United States of America	20	38%	33	62%	12	15%	69	85%	134
Pacific	Australia	7	23%	24	77%	25	22%	89	78%	145
	Fiji	3	75%	1	25%	1	17%	5	83%	10
	New Zealand	11	24%	34	76%	33	31%	73	69%	151
	Papua New Guinea	3	19%	13	81%	1	14%	6	86%	23
	Tonga	0	0%	0	0%	1	17%	5	83%	6

9. News subjects appearing in newspaper photographs		PHOTOGRAPH				NO PHOTOGRAPH				TOTAL
		FEMALE		MALE		FEMALE		MALE		
REGION	COUNTRY	N	%	N	%	N	%	N	%	N
Africa	Benin	1	14%	6	86%	4	33%	8	67%	19
	Botswana	1	25%	3	75%	0	0%	5	100%	9
	Burkina Faso	23	31%	51	69%	5	26%	14	74%	93
	Burundi	0	0%	3	100%	1	14%	6	86%	10
	Cameroon	0	0%	0	0%	0	0%	0	0%	0
	Congo, Dem Rep	1	25%	3	75%	0	0%	3	100%	7
	Congo, Rep (Brazzaville)	0	0%	0	0%	1	100%	0	0%	1
	Ethiopia	0	0%	4	100%	2	8%	24	92%	30
	Ghana	2	50%	2	50%	0	0%	6	100%	10
	Guinée Conakry	0	0%	8	100%	3	15%	17	85%	28
	Kenya	0	0%	2	100%	0	0%	5	100%	7
	Lesotho	0	0%	4	100%	0	0%	5	100%	9
	Liberia	0	0%	0	0%	0	0%	0	0%	0
	Madagascar	1	13%	7	88%	9	43%	12	57%	29
	Mauritania	1	17%	5	83%	4	31%	9	69%	19
	Mauritius	3	75%	1	25%	0	0%	1	100%	5
	Namibia	2	67%	1	33%	0	0%	2	100%	5
	Niger	1	10%	9	90%	0	0%	6	100%	16
	Nigeria	1	50%	1	50%	4	12%	30	88%	36
	Senegal	1	17%	5	83%	1	17%	5	83%	12
	South Africa	6	18%	28	82%	17	24%	53	76%	104
	Sudan (south)	0	0%	2	100%	0	0%	2	100%	4
	Tanzania	0	0%	1	100%	0	0%	2	100%	3
	Togo	0	0%	3	100%	0	0%	0	0%	3
	Uganda	2	17%	10	83%	3	27%	8	73%	23
	Zambia	0	0%	2	100%	1	33%	2	67%	5
	Zimbabwe	3	60%	2	40%	1	17%	5	83%	11
Asia	Bangladesh	4	27%	11	73%	11	22%	38	78%	64
	China	10	42%	14	58%	31	17%	152	83%	207
	India	27	32%	57	68%	55	32%	117	68%	256
	Japan	2	22%	7	78%	4	22%	14	78%	27
	Kyrgyzstan	5	17%	24	83%	9	22%	32	78%	70
	Malaysia	6	26%	17	74%	9	23%	30	77%	62
	Nepal	4	31%	9	69%	9	11%	72	89%	94
	Pakistan	1	25%	3	75%	19	28%	50	72%	73
	Philippines	6	43%	8	57%	5	22%	18	78%	37
	South Korea	4	50%	4	50%	1	8%	11	92%	20
	Taiwan	12	25%	36	75%	15	16%	78	84%	141
	Thailand	10	32%	21	68%	45	11%	359	89%	435
	Vietnam	3	27%	8	73%	24	25%	71	75%	106
Caribbean	Belize	6	46%	7	54%	4	67%	2	33%	19
	Dominican Republic	1	17%	5	83%	7	24%	22	76%	35
	Grenada	0	0%	6	100%	1	11%	8	89%	15
	Guyana	6	50%	6	50%	9	32%	19	68%	40
	Haiti	0	0%	1	100%	0	0%	5	100%	6
	Jamaica	4	22%	14	78%	9	20%	35	80%	62
	Puerto Rico	5	19%	22	81%	12	26%	34	74%	73
	St Lucia	1	100%	0	0%	0	0%	2	100%	3
	St. Vincent and The Grenadines	1	20%	4	80%	3	33%	6	67%	14
	Suriname	1	33%	2	67%	1	25%	3	75%	7
Trinidad & Tobago	2	25%	6	75%	1	8%	12	92%	21	
Europe	Austria	9	27%	24	73%	21	18%	95	82%	149
	Belarus	0	0%	1	100%	0	0%	0	0%	1
	Belgium	18	24%	57	76%	36	24%	113	76%	224
	Bosnia & Herzegovina	5	26%	14	74%	11	28%	29	73%	59

9. News subjects appearing in newspaper photographs		PHOTOGRAPH				NO PHOTOGRAPH				TOTAL
		FEMALE		MALE		FEMALE		MALE		
REGION	COUNTRY	N	%	N	%	N	%	N	%	N
	Bulgaria	10	63%	6	38%	23	70%	10	30%	49
	Croatia	3	15%	17	85%	3	27%	8	73%	31
	Cyprus	6	43%	8	57%	3	20%	12	80%	29
	Czech Republic	4	18%	18	82%	30	17%	145	83%	197
	Denmark	15	31%	34	69%	4	31%	9	69%	62
	Estonia	8	28%	21	72%	7	17%	34	83%	70
	Finland	7	21%	27	79%	10	31%	22	69%	66
	France	3	10%	27	90%	17	24%	54	76%	101
	Georgia	1	8%	12	92%	0	0%	2	100%	15
	Germany	9	28%	23	72%	27	22%	97	78%	156
	Greece	18	40%	27	60%	20	24%	63	76%	128
	Hungary	22	43%	29	57%	21	15%	116	85%	188
	Iceland	2	22%	7	78%	2	17%	10	83%	21
	Ireland, Republic of	3	100%	0	0%	2	67%	1	33%	6
	Italy	17	20%	68	80%	38	18%	175	82%	298
	Kosovo	9	16%	48	84%	3	17%	15	83%	75
	Malta	0	0%	2	100%	4	36%	7	64%	13
	Montenegro	0	0%	0	0%	0	0%	0	0%	0
	Netherlands	14	44%	18	56%	8	18%	36	82%	76
	Norway	15	31%	34	69%	15	43%	20	57%	84
	Poland	22	40%	33	60%	30	23%	99	77%	184
	Portugal	6	21%	22	79%	11	24%	35	76%	74
	Romania	15	37%	26	63%	29	28%	75	72%	145
	Spain	8	31%	18	69%	12	24%	39	76%	77
	Sweden	25	43%	33	57%	18	30%	43	70%	119
	Switzerland	9	53%	8	47%	6	12%	44	88%	67
	Turkey	23	42%	32	58%	26	17%	130	83%	211
	United Kingdom (England, Northern Ireland, Scotland, Wales)	34	40%	51	60%	24	26%	70	74%	179
Latin America	Argentina	8	42%	11	58%	4	22%	14	78%	37
	Bolivia	0	0%	1	100%	0	0%	7	100%	8
	Brazil	41	45%	50	55%	83	24%	257	76%	431
	Chile	16	37%	27	63%	10	24%	31	76%	84
	Costa Rica	0	0%	2	100%	7	27%	19	73%	28
	Ecuador	3	23%	10	77%	15	30%	35	70%	63
	El Salvador	0	0%	1	100%	1	33%	2	67%	4
	Guatemala	1	17%	5	83%	3	60%	2	40%	11
	Mexico	14	58%	10	42%	7	23%	24	77%	55
	Nicaragua	1	33%	2	67%	6	27%	16	73%	25
	Paraguay	1	7%	14	93%	11	15%	62	85%	88
	Peru	25	56%	20	44%	1	8%	12	92%	58
	Uruguay	1	5%	20	95%	0	0%	7	100%	28
Middle East	Egypt	2	67%	1	33%	1	17%	5	83%	9
	Israel	6	23%	20	77%	10	21%	37	79%	73
	Jordan	0	0%	1	100%	0	0%	3	100%	4
	Lebanon	4	7%	51	93%	10	5%	199	95%	264
	Tunisia	0	0%	5	100%	0	0%	1	100%	6
	United Arab Emirates	0	0%	16	100%	4	12%	29	88%	49
North America	Canada	9	27%	24	73%	34	28%	87	72%	154
	United States of America	12	36%	21	64%	18	18%	80	82%	131
Pacific	Australia	11	28%	29	73%	21	20%	84	80%	145
	Fiji	2	100%	0	0%	1	14%	6	86%	9
	New Zealand	9	31%	20	69%	35	29%	87	71%	151
	Papua New Guinea	2	29%	5	71%	1	7%	14	93%	22
	Tonga	1	25%	3	75%	0	0%	2	100%	6

10. Presenters and reporters in television, radio and newspapers		TELEVISION								RADIO							
		Presenter				Reporter				Presenter				Reporter			
		FEMALE		MALE		FEMALE		MALE		FEMALE		MALE		FEMALE		MALE	
		N	%	N	%	N	%	N	%	N	%	N	%	N	%	N	%
REGION	COUNTRY																
Africa	Benin	12	100%	0	0%	6	50%	6	50%	0	0%	8	100%	0	0%	3	100%
	Botswana	2	67%	1	33%	2	33%	4	67%	11	61%	7	39%	0	0%	0	0%
	Burkina Faso	9	100%	0	0%	5	45%	6	55%	0	0%	8	100%	0	0%	0	0%
	Burundi	0	0%	14	100%	4	27%	11	73%	1	6%	17	94%	2	15%	11	85%
	Cameroon	10	91%	1	9%	7	54%	6	46%	14	50%	14	50%	0	0%	0	0%
	Congo, Dem Rep	0	0%	2	100%	1	10%	9	90%	7	88%	1	13%	3	50%	3	50%
	Congo, Rep (Brazzaville)	0	0%	6	100%	2	40%	3	60%	0	0%	2	100%	1	50%	1	50%
	Ethiopia	13	87%	2	13%	4	36%	7	64%	0	0%	17	100%	1	13%	7	88%
	Ghana	0	0%	0	0%	4	67%	2	33%	12	100%	0	0%	1	25%	3	75%
	Guinée Conakry	19	86%	3	14%	3	18%	14	82%	17	100%	0	0%	1	13%	7	88%
	Kenya	12	43%	16	57%	13	45%	16	55%	3	75%	1	25%	3	75%	1	25%
	Lesotho	4	80%	1	20%	0	0%	0	0%	0	0%	5	100%	0	0%	0	0%
	Liberia	0	0%	0	0%	0	0%	0	0%	0	0%	0	0%	0	0%	0	0%
	Madagascar	9	69%	4	31%	6	86%	1	14%	6	43%	8	57%	0	0%	0	0%
	Mauritania	3	100%	0	0%	2	25%	6	75%	0	0%	4	100%	0	0%	4	100%
	Mauritius	0	0%	4	100%	2	50%	2	50%	3	30%	7	70%	1	50%	1	50%
	Namibia	23	92%	2	8%	5	38%	8	62%	7	47%	8	53%	0	0%	0	0%
	Niger	1	9%	10	91%	3	30%	7	70%	0	0%	1	100%	2	40%	3	60%
	Nigeria	7	47%	8	53%	0	0%	0	0%	1	33%	2	67%	7	44%	9	56%
	Senegal	0	0%	0	0%	3	20%	12	80%	4	14%	25	86%	11	39%	17	61%
South Africa	9	53%	8	47%	3	30%	7	70%	5	100%	0	0%	1	100%	0	0%	
Sudan (south)	0	0%	0	0%	0	0%	13	100%	0	0%	18	100%	0	0%	0	0%	
Tanzania	0	0%	0	0%	0	0%	0	0%	0	0%	0	0%	0	0%	0	0%	
Togo	0	0%	0	0%	0	0%	0	0%	0	0%	0	0%	6	75%	2	25%	
Uganda	0	0%	5	100%	1	25%	3	75%	4	33%	8	67%	0	0%	0	0%	
Zambia	0	0%	12	100%	4	57%	3	43%	0	0%	38	100%	2	67%	1	33%	
Zimbabwe	0	0%	0	0%	9	43%	12	57%	9	100%	0	0%	3	38%	5	63%	
Asia	Bangladesh	36	36%	64	64%	5	16%	26	84%	24	33%	49	67%	4	50%	4	50%
	China	67	67%	33	33%	125	48%	135	52%	105	45%	129	55%	29	58%	21	42%
	India	23	45%	28	55%	27	43%	36	57%	15	44%	19	56%	0	0%	42	100%
	Japan	29	73%	11	28%	10	31%	22	69%	20	54%	17	46%	0	0%	2	100%
	Kyrgyzstan	28	47%	31	53%	13	76%	4	24%	14	54%	12	46%	6	100%	0	0%
	Malaysia	76	50%	76	50%	39	57%	30	43%	29	56%	23	44%	0	0%	0	0%
	Nepal	10	33%	20	67%	0	0%	2	100%	12	21%	45	79%	0	0%	10	100%
	Pakistan	2	50%	2	50%	1	10%	9	90%	21	100%	0	0%	0	0%	0	0%
	Philippines	105	58%	76	42%	57	51%	54	49%	42	34%	81	66%	26	34%	51	66%
	South Korea	9	45%	11	55%	4	18%	18	82%	12	34%	23	66%	5	25%	15	75%
Taiwan	103	90%	12	10%	82	57%	63	43%	84	77%	25	23%	28	61%	18	39%	
Thailand	82	61%	53	39%	30	71%	12	29%	9	75%	3	25%	3	60%	2	40%	
Vietnam	16	48%	17	52%	17	61%	11	39%	15	35%	28	65%	2	25%	6	75%	
Caribbean	Belize	0	0%	0	0%	0	0%	0	0%	5	36%	9	64%	0	0%	2	100%
	Dominican Republic	5	56%	4	44%	3	75%	1	25%	0	0%	165	100%	0	0%	0	0%
	Grenada	12	100%	0	0%	6	86%	1	14%	0	0%	14	100%	3	75%	1	25%
	Guyana	2	33%	4	67%	8	89%	1	11%	7	100%	0	0%	0	0%	1	100%
	Haiti	5	36%	9	64%	7	70%	3	30%	23	47%	26	53%	5	17%	25	83%
	Jamaica	58	89%	7	11%	14	40%	21	60%	18	47%	20	53%	7	70%	3	30%
	Puerto Rico	17	61%	11	39%	12	41%	17	59%	0	0%	7	100%	4	31%	9	69%
	St Lucia	0	0%	1	100%	1	100%	0	0%	4	100%	0	0%	0	0%	0	0%
	St. Vincent and The Grenadines	0	0%	7	100%	0	0%	0	0%	0	0%	0	0%	6	100%	0	0%
	Suriname	6	60%	4	40%	1	33%	2	67%	1	8%	12	92%	1	10%	9	90%
Trinidad & Tobago	0	0%	0	0%	0	0%	0	0%	6	14%	37	86%	1	100%	0	0%	
Europe	Austria	6	19%	25	81%	12	41%	17	59%	10	67%	5	33%	2	67%	1	33%
	Belarus	16	43%	21	57%	6	43%	8	57%	12	31%	27	69%	4	50%	4	50%
	Belgium	34	28%	86	72%	26	29%	64	71%	25	31%	55	69%	8	44%	10	56%
	Bosnia & Herzegovina	36	100%	0	0%	17	63%	10	37%	24	69%	11	31%	15	56%	12	44%

REGION	COUNTRY	NEWSPAPER Reporter				TOTAL			
		FEMALE		MALE		FEMALE		MALE	
		N	%	N	%	N	%	N	%
Africa	Benin	2	15%	11	85%	20	42%	28	58%
	Botswana	7	41%	10	59%	22	50%	22	50%
	Burkina Faso	8	20%	32	80%	22	32%	46	68%
	Burundi	7	35%	13	65%	14	18%	66	83%
	Cameroon	0	0%	0	0%	31	60%	21	40%
	Congo, Dem Rep	2	11%	17	89%	13	29%	32	71%
	Congo, Rep (Brazzaville)	2	100%	0	0%	5	29%	12	71%
	Ethiopia	1	100%	0	0%	19	37%	33	63%
	Ghana	4	44%	5	56%	21	68%	10	32%
	Guinée Conakry	6	17%	29	83%	46	46%	53	54%
	Kenya	9	15%	51	85%	40	32%	85	68%
	Lesotho	5	50%	5	50%	9	45%	11	55%
	Liberia	0	0%	0	0%	0	0%	0	0%
	Madagascar	11	33%	22	67%	32	48%	35	52%
	Mauritania	2	11%	16	89%	7	19%	30	81%
	Mauritius	11	44%	14	56%	17	38%	28	62%
	Namibia	2	20%	8	80%	37	59%	26	41%
	Niger	3	12%	23	88%	9	17%	44	83%
	Nigeria	11	19%	48	81%	26	28%	67	72%
	Senegal	3	7%	38	93%	21	19%	92	81%
South Africa	37	29%	91	71%	55	34%	106	66%	
Sudan (south)	0	0%	3	100%	0	0%	34	100%	
Tanzania	14	25%	42	75%	14	25%	42	75%	
Togo	1	33%	2	67%	7	64%	4	36%	
Uganda	12	26%	34	74%	17	25%	50	75%	
Zambia	6	22%	21	78%	12	14%	75	86%	
Zimbabwe	1	20%	4	80%	22	51%	21	49%	
Asia	Bangladesh	3	8%	35	92%	72	29%	178	71%
	China	61	43%	81	57%	387	49%	399	51%
	India	29	34%	57	66%	94	34%	182	66%
	Japan	1	5%	20	95%	60	45%	72	55%
	Kyrgyzstan	12	55%	10	45%	73	56%	57	44%
	Malaysia	16	37%	27	63%	160	51%	156	49%
	Nepal	0	0%	30	100%	22	17%	107	83%
	Pakistan	1	11%	8	89%	25	57%	19	43%
	Philippines	33	45%	41	55%	263	46%	303	54%
	South Korea	13	17%	65	83%	43	25%	132	75%
Taiwan	42	33%	84	67%	339	63%	202	37%	
Thailand	1	50%	1	50%	125	64%	71	36%	
Vietnam	17	43%	23	58%	67	44%	85	56%	
Caribbean	Belize	5	38%	8	62%	10	34%	19	66%
	Dominican Republic	17	25%	50	75%	25	10%	220	90%
	Grenada	0	0%	0	0%	21	57%	16	43%
	Guyana	4	80%	1	20%	21	75%	7	25%
	Haiti	0	0%	5	100%	40	37%	68	63%
	Jamaica	5	28%	13	72%	102	61%	64	39%
	Puerto Rico	36	67%	18	33%	69	53%	62	47%
	St Lucia	0	0%	0	0%	5	83%	1	17%
	St. Vincent and The Grenadines	0	0%	0	0%	6	46%	7	54%
	Suriname	1	11%	8	89%	10	22%	35	78%
Trinidad & Tobago	22	55%	18	45%	29	35%	55	65%	
Europe	Austria	19	34%	37	66%	49	37%	85	63%
	Belarus	12	46%	14	54%	50	40%	74	60%
	Belgium	17	24%	53	76%	110	29%	268	71%
	Bosnia & Herzegovina	9	53%	8	47%	101	71%	41	29%

10. Presenters and reporters in television, radio and newspapers		TELEVISION								RADIO							
		Presenter				Reporter				Presenter				Reporter			
		FEMALE		MALE		FEMALE		MALE		FEMALE		MALE		FEMALE		MALE	
		N	%	N	%	N	%	N	%	N	%	N	%	N	%	N	%
	Bulgaria	6	75%	2	25%	5	71%	2	29%	6	60%	4	40%	5	83%	1	17%
	Croatia	26	52%	24	48%	13	52%	12	48%	1	17%	5	83%	1	20%	4	80%
	Cyprus	29	36%	51	64%	29	35%	55	65%	24	73%	9	27%	2	67%	1	33%
	Czech Republic	24	60%	16	40%	22	41%	32	59%	22	54%	19	46%	8	44%	10	56%
	Denmark	0	0%	37	100%	6	40%	9	60%	0	0%	24	100%	4	57%	3	43%
	Estonia	29	57%	22	43%	18	35%	33	65%	34	31%	76	69%	4	50%	4	50%
	Finland	23	43%	31	57%	13	50%	13	50%	8	31%	18	69%	5	31%	11	69%
	France	25	37%	43	63%	26	37%	45	63%	104	55%	84	45%	58	53%	51	47%
	Georgia	33	47%	37	53%	20	56%	16	44%	1	2%	42	98%	5	18%	23	82%
	Germany	30	31%	66	69%	18	29%	44	71%	19	38%	31	62%	2	14%	12	86%
	Greece	59	49%	62	51%	43	41%	63	59%	29	76%	9	24%	3	18%	14	82%
	Hungary	25	42%	35	58%	18	49%	19	51%	10	31%	22	69%	3	60%	2	40%
	Iceland	10	24%	31	76%	10	26%	28	74%	11	22%	38	78%	12	52%	11	48%
	Ireland, Republic of	0	0%	0	0%	0	0%	0	0%	0	0%	0	0%	0	0%	0	0%
	Italy	88	57%	66	43%	62	52%	58	48%	57	100%	0	0%	13	34%	25	66%
	Kosovo	11	100%	0	0%	0	0%	0	0%	24	77%	7	23%	0	0%	5	100%
	Malta	54	83%	11	17%	19	37%	32	63%	25	61%	16	39%	13	62%	8	38%
	Montenegro	14	88%	2	13%	7	58%	5	42%	6	100%	0	0%	0	0%	0	0%
	Netherlands	0	0%	1	100%	5	83%	1	17%	4	29%	10	71%	1	100%	0	0%
	Norway	22	55%	18	45%	8	32%	17	68%	18	100%	0	0%	7	58%	5	42%
	Poland	0	0%	2	100%	16	25%	48	75%	15	34%	29	66%	22	38%	36	62%
	Portugal	0	0%	6	100%	30	52%	28	48%	22	100%	0	0%	2	25%	6	75%
	Romania	16	100%	0	0%	8	38%	13	62%	6	38%	10	63%	3	60%	2	40%
	Spain	34	46%	40	54%	51	62%	31	38%	95	75%	31	25%	23	32%	48	68%
	Sweden	12	24%	37	76%	28	74%	10	26%	21	100%	0	0%	12	67%	6	33%
	Switzerland	17	55%	14	45%	13	38%	21	62%	11	42%	15	58%	4	40%	6	60%
	Turkey	0	0%	5	100%	3	75%	1	25%	0	0%	0	0%	0	0%	0	0%
	United Kingdom (England, Northern Ireland, Scotland, Wales)	47	48%	51	52%	24	30%	55	70%	67	53%	60	47%	42	36%	74	64%
Latin America	Argentina	16	42%	22	58%	2	17%	10	83%	20	27%	54	73%	9	43%	12	57%
	Bolivia	17	45%	21	55%	4	57%	3	43%	8	44%	10	56%	6	55%	5	45%
	Brazil	20	48%	22	52%	9	38%	15	63%	1	33%	2	67%	0	0%	0	0%
	Chile	0	0%	0	0%	0	0%	0	0%	0	0%	0	0%	0	0%	0	0%
	Costa Rica	1	10%	9	90%	12	32%	25	68%	28	27%	77	73%	0	0%	0	0%
	Ecuador	93	74%	33	26%	33	33%	67	67%	19	34%	37	66%	14	45%	17	55%
	El Salvador	8	73%	3	27%	6	21%	23	79%	0	0%	17	100%	5	45%	6	55%
	Guatemala	0	0%	58	100%	13	31%	29	69%	19	73%	7	27%	14	29%	35	71%
	Mexico	0	0%	0	0%	0	0%	0	0%	4	8%	49	92%	4	57%	3	43%
	Nicaragua	26	68%	12	32%	17	61%	11	39%	0	0%	50	100%	6	75%	2	25%
	Paraguay	12	24%	37	76%	27	43%	36	57%	40	69%	18	31%	6	22%	21	78%
	Peru	16	34%	31	66%	14	40%	21	60%	15	25%	46	75%	3	20%	12	80%
	Uruguay	54	47%	62	53%	20	31%	44	69%	10	21%	37	79%	3	25%	9	75%
Middle East	Egypt	7	54%	6	46%	1	100%	0	0%	0	0%	0	0%	0	0%	0	0%
	Israel	24	86%	4	14%	15	21%	55	79%	39	34%	75	66%	26	25%	76	75%
	Jordan	0	0%	1	100%	5	56%	4	44%	14	100%	0	0%	7	100%	0	0%
	Lebanon	13	30%	30	70%	19	46%	22	54%	42	86%	7	14%	4	67%	2	33%
	Tunisia	47	61%	30	39%	5	16%	26	84%	115	63%	69	38%	1	10%	9	90%
	United Arab Emirates	0	0%	7	100%	1	20%	4	80%	0	0%	0	0%	0	0%	0	0%
North America	Canada	13	30%	30	70%	28	45%	34	55%	32	46%	38	54%	6	29%	15	71%
	United States of America	3	33%	6	67%	2	14%	12	86%	0	0%	0	0%	0	0%	0	0%
Pacific	Australia	24	22%	85	78%	14	25%	43	75%	23	34%	45	66%	5	42%	7	58%
	Fiji	10	26%	28	74%	7	64%	4	36%	6	40%	9	60%	0	0%	0	0%
	New Zealand	18	25%	55	75%	17	40%	25	60%	21	60%	14	40%	3	50%	3	50%
	Papua New Guinea	3	100%	0	0%	5	71%	2	29%	15	100%	0	0%	2	33%	4	67%
	Tonga	0	0%	10	100%	5	100%	0	0%	22	81%	5	19%	0	0%	0	0%

REGION	COUNTRY	NEWSPAPER Reporter				TOTAL			
		FEMALE		MALE		FEMALE		MALE	
		N	%	N	%	N	%	N	%
	Bulgaria	13	72%	5	28%	35	71%	14	29%
	Croatia	21	58%	15	42%	62	51%	60	49%
	Cyprus	13	50%	13	50%	97	43%	129	57%
	Czech Republic	35	58%	25	42%	111	52%	102	48%
	Denmark	27	27%	73	73%	37	20%	146	80%
	Estonia	32	53%	28	47%	117	42%	163	58%
	Finland	31	39%	49	61%	80	40%	122	60%
	France	29	48%	31	52%	242	49%	254	51%
	Georgia	17	47%	19	53%	76	36%	137	64%
	Germany	30	32%	64	68%	99	31%	217	69%
	Greece	27	30%	62	70%	161	43%	210	57%
	Hungary	9	24%	28	76%	65	38%	106	62%
	Iceland	3	20%	12	80%	46	28%	120	72%
	Ireland, Republic of	6	60%	4	40%	6	60%	4	40%
	Italy	26	33%	53	67%	246	55%	202	45%
	Kosovo	16	19%	70	81%	51	38%	82	62%
	Malta	1	6%	16	94%	112	57%	83	43%
	Montenegro	0	0%	0	0%	27	79%	7	21%
	Netherlands	13	16%	67	84%	23	23%	79	77%
	Norway	13	23%	43	77%	68	45%	83	55%
	Poland	24	24%	77	76%	77	29%	192	71%
	Portugal	34	64%	19	36%	88	60%	59	40%
	Romania	59	63%	34	37%	92	61%	59	39%
	Spain	11	28%	29	73%	214	54%	179	46%
	Sweden	46	42%	64	58%	119	50%	117	50%
	Switzerland	24	35%	44	65%	69	41%	100	59%
	Turkey	42	18%	187	82%	45	19%	193	81%
	United Kingdom (England, Northern Ireland, Scotland, Wales)	46	30%	107	70%	226	39%	347	61%
Latin America	Argentina	19	49%	20	51%	66	36%	118	64%
	Bolivia	6	50%	6	50%	41	48%	45	52%
	Brazil	75	46%	87	54%	105	45%	126	55%
	Chile	6	26%	17	74%	6	26%	17	74%
	Costa Rica	4	31%	9	69%	45	27%	120	73%
	Ecuador	6	43%	8	57%	165	50%	162	50%
	El Salvador	19	58%	14	42%	38	38%	63	62%
	Guatemala	10	34%	19	66%	56	27%	148	73%
	Mexico	35	39%	54	61%	43	29%	106	71%
	Nicaragua	15	65%	8	35%	64	44%	83	56%
	Paraguay	1	17%	5	83%	86	42%	117	58%
	Peru	13	46%	15	54%	61	33%	125	67%
	Uruguay	4	27%	11	73%	91	36%	163	64%
Middle East	Egypt	1	50%	1	50%	9	56%	7	44%
	Israel	22	36%	39	64%	126	34%	249	66%
	Jordan	7	47%	8	53%	33	72%	13	28%
	Lebanon	3	23%	10	77%	81	53%	71	47%
	Tunisia	10	67%	5	33%	178	56%	139	44%
	United Arab Emirates	13	37%	22	63%	14	30%	33	70%
North America	Canada	42	43%	56	57%	121	41%	173	59%
	United States of America	27	31%	59	69%	32	29%	77	71%
Pacific	Australia	32	40%	48	60%	98	30%	228	70%
	Fiji	14	82%	3	18%	37	46%	44	54%
	New Zealand	27	50%	27	50%	86	41%	124	59%
	Papua New Guinea	11	31%	24	69%	36	55%	30	45%
	Tonga	6	46%	7	54%	33	60%	22	40%

11. Reporters in major topic areas		Politics and Government				Economy				Science and Health				Social and Legal			
		FEMALE		MALE		FEMALE		MALE		FEMALE		MALE		FEMALE		MALE	
		N	%	N	%	N	%	N	%	N	%	N	%	N	%	N	%
Africa	Benin	0	0%	6	100%	2	33%	4	67%	4	80%	1	20%	2	40%	3	60%
	Botswana	2	33%	4	67%	0	0%	0	0%	1	50%	1	50%	3	33%	6	67%
	Burkina Faso	2	22%	7	78%	0	0%	10	100%	0	0%	9	100%	5	36%	9	64%
	Burundi	4	29%	10	71%	0	0%	7	100%	2	29%	5	71%	5	33%	10	67%
	Cameroon	6	67%	3	33%	0	0%	2	100%	0	0%	0	0%	1	100%	0	0%
	Congo, Dem Rep	2	14%	12	86%	0	0%	2	100%	0	0%	0	0%	3	38%	5	63%
	Congo, Rep (Brazzaville)	0	0%	0	0%	1	100%	0	0%	3	100%	0	0%	0	0%	0	0%
	Ethiopia	3	33%	6	67%	2	29%	5	71%	1	100%	0	0%	0	0%	2	100%
	Ghana	0	0%	0	0%	3	60%	2	40%	1	50%	1	50%	3	43%	4	57%
	Guinée Conakry	5	19%	22	81%	3	33%	6	67%	0	0%	2	100%	2	11%	16	89%
	Kenya	8	36%	14	64%	1	13%	7	88%	2	29%	5	71%	9	23%	31	78%
	Lesotho	0	0%	1	100%	1	33%	2	67%	0	0%	0	0%	2	67%	1	33%
	Liberia	0	0%	0	0%	0	0%	0	0%	0	0%	0	0%	0	0%	0	0%
	Madagascar	5	29%	12	71%	3	75%	1	25%	2	40%	3	60%	0	0%	0	0%
	Mauritania	1	8%	12	92%	0	0%	2	100%	2	50%	2	50%	1	33%	2	67%
	Mauritius	3	38%	5	63%	0	0%	3	100%	1	50%	1	50%	4	57%	3	43%
	Namibia	1	25%	3	75%	4	50%	4	50%	0	0%	1	100%	2	20%	8	80%
	Niger	0	0%	8	100%	5	26%	14	74%	0	0%	2	100%	3	60%	2	40%
	Nigeria	3	25%	9	75%	2	14%	12	86%	6	55%	5	45%	5	19%	22	81%
	Senegal	3	13%	20	87%	9	38%	15	63%	4	57%	3	43%	1	7%	14	93%
South Africa	5	33%	10	67%	10	26%	28	74%	2	33%	4	67%	3	17%	15	83%	
Sudan (south)	0	0%	11	100%	0	0%	0	0%	0	0%	2	100%	0	0%	1	100%	
Tanzania	6	27%	16	73%	0	0%	11	100%	0	0%	5	100%	3	30%	7	70%	
Togo	3	43%	4	57%	1	100%	0	0%	0	0%	0	0%	0	0%	0	0%	
Uganda	3	38%	5	63%	1	25%	3	75%	0	0%	2	100%	2	14%	12	86%	
Zambia	1	9%	10	91%	5	71%	2	29%	0	0%	0	0%	2	29%	5	71%	
Zimbabwe	6	46%	7	54%	3	30%	7	70%	1	50%	1	50%	0	0%	2	100%	
Asia	Bangladesh	1	8%	12	92%	4	25%	12	75%	2	29%	5	71%	2	12%	15	88%
	China	77	49%	80	51%	55	49%	58	51%	26	50%	26	50%	33	56%	26	44%
	India	21	30%	49	70%	2	11%	16	89%	2	15%	11	85%	7	32%	15	68%
	Japan	3	14%	18	86%	0	0%	2	100%	2	33%	4	67%	0	0%	2	100%
	Kyrgyzstan	5	38%	8	62%	6	60%	4	40%	7	88%	1	13%	6	100%	0	0%
	Malaysia	10	36%	18	64%	7	35%	13	65%	4	44%	5	56%	18	72%	7	28%
	Nepal	0	0%	15	100%	0	0%	12	100%	0	0%	6	100%	0	0%	4	100%
	Pakistan	1	13%	7	88%	0	0%	2	100%	0	0%	1	100%	1	33%	2	67%
	Philippines	25	46%	29	54%	21	38%	35	63%	9	50%	9	50%	6	40%	9	60%
	South Korea	7	17%	34	83%	4	20%	16	80%	3	27%	8	73%	4	18%	18	82%
Taiwan	24	36%	42	64%	47	53%	41	47%	12	55%	10	45%	29	55%	24	45%	
Thailand	11	58%	8	42%	8	80%	2	20%	2	50%	2	50%	3	60%	2	40%	
Vietnam	7	54%	6	46%	11	55%	9	45%	3	25%	9	75%	4	50%	4	50%	
Caribbean	Belize	1	100%	0	0%	1	25%	3	75%	1	50%	1	50%	0	0%	2	100%
	Dominican Republic	2	29%	5	71%	8	40%	12	60%	4	40%	6	60%	2	50%	2	50%
	Grenada	2	100%	0	0%	2	50%	2	50%	1	100%	0	0%	2	100%	0	0%
	Guyana	2	67%	1	33%	3	100%	0	0%	0	0%	0	0%	4	80%	1	20%
	Haiti	3	27%	8	73%	0	0%	3	100%	1	20%	4	80%	2	18%	9	82%
	Jamaica	3	43%	4	57%	4	27%	11	73%	4	44%	5	56%	0	0%	8	100%
	Puerto Rico	10	53%	9	47%	11	73%	4	27%	9	90%	1	10%	11	69%	5	31%
	St Lucia	0	0%	0	0%	0	0%	0	0%	0	0%	0	0%	0	0%	0	0%
	St. Vincent and The Grenadines	0	0%	0	0%	2	100%	0	0%	0	0%	0	0%	3	100%	0	0%
Suriname	0	0%	5	100%	0	0%	4	100%	0	0%	0	0%	0	0%	5	100%	
Trinidad & Tobago	3	50%	3	50%	4	80%	1	20%	2	50%	2	50%	1	17%	5	83%	
Europe	Austria	8	28%	21	72%	1	17%	5	83%	6	55%	5	45%	6	55%	5	45%
	Belarus	3	60%	2	40%	9	50%	9	50%	6	60%	4	40%	3	38%	5	63%
	Belgium	10	19%	44	81%	3	20%	12	80%	9	50%	9	50%	9	43%	12	57%
	Bosnia & Herzegovina	10	53%	9	47%	9	75%	3	25%	5	71%	2	29%	12	71%	5	29%
	Bulgaria	6	50%	6	50%	6	100%	0	0%	1	50%	1	50%	3	75%	1	25%

Crime and Violence				Celebrity, Arts and Media, Sports				The Girl-child				Other				TOTAL			
FEMALE		MALE		FEMALE		MALE		FEMALE		MALE		FEMALE		MALE		FEMALE		MALE	
N	%	N	%	N	%	N	%	N	%	N	%	N	%	N	%	N	%	N	%
0	0%	4	100%	0	0%	1	100%	0	0%	0	0%	0		1		8	30%	19	70%
0	0%	2	100%	3	75%	1	25%	0	0%	0	0%	0		0		9	39%	14	61%
4	100%	0	0%	2	40%	3	60%	0	0%	0	0%	0		0		13	25%	38	75%
2	50%	2	50%	0	0%	0	0%	0	0%	0	0%	0		1		13	28%	34	72%
0	0%	1	100%	0	0%	0	0%	0	0%	0	0%	0		0		7	54%	6	46%
1	17%	5	83%	0	0%	5	100%	0	0%	0	0%	0		0		6	17%	29	83%
0	0%	0	0%	1	20%	4	80%	0	0%	0	0%	0		0		5	56%	4	44%
0	0%	0	0%	0	0%	1	100%	0	0%	0	0%	0		0		6	30%	14	70%
1	50%	1	50%	0	0%	2	100%	1	100%	0	0%	0		0		9	47%	10	53%
0	0%	2	100%	0	0%	0	0%	0	0%	0	0%	0		2		10	17%	48	83%
5	31%	11	69%	0	0%	0	0%	0	0%	0	0%	0		0		25	27%	68	73%
2	67%	1	33%	0	0%	0	0%	0	0%	0	0%	0		0		5	50%	5	50%
0	0%	0	0%	0	0%	0	0%	0	0%	0	0%	0		0		0	0%	0	0%
3	38%	5	63%	3	60%	2	40%	1	100%	0	0%	0		0		17	43%	23	58%
0	0%	3	100%	0	0%	2	100%	0	0%	0	0%	0		3		4	15%	23	85%
5	63%	3	38%	0	0%	1	100%	0	0%	0	0%	1		1		13	45%	16	55%
0	0%	0	0%	0	0%	0	0%	0	0%	0	0%	0		0		7	30%	16	70%
0	0%	1	100%	0	0%	6	100%	0	0%	0	0%	0		0		8	20%	33	80%
1	20%	4	80%	0	0%	5	100%	1	100%	0	0%	0		0		18	24%	57	76%
0	0%	9	100%	0	0%	4	100%	0	0%	1	100%	0		1		17	20%	66	80%
19	42%	26	58%	2	13%	14	88%	0	0%	0	0%	0		1		41	30%	97	70%
0	0%	2	100%	0	0%	0	0%	0	0%	0	0%	0		0		0	0%	16	100%
5	63%	3	38%	0	0%	0	0%	0	0%	0	0%	0		0		14	25%	42	75%
0	0%	0	0%	0	0%	0	0%	0	0%	0	0%	3		0		4	50%	4	50%
4	25%	12	75%	2	40%	3	60%	0	0%	0	0%	1		0		12	24%	37	76%
2	25%	6	75%	1	100%	0	0%	0	0%	0	0%	1		2		11	32%	23	68%
3	60%	2	40%	0	0%	2	100%	0	0%	0	0%	0		0		13	38%	21	62%
3	20%	12	80%	0	0%	9	100%	0	0%	0	0%	0		0		12	16%	65	84%
11	31%	24	69%	12	36%	21	64%	0	0%	0	0%	1		2		214	48%	235	52%
19	36%	34	64%	5	33%	10	67%	0	0%	0	0%	0		0		56	29%	135	71%
6	38%	10	63%	0	0%	8	100%	0	0%	0	0%	0		0		11	20%	44	80%
2	100%	0	0%	5	83%	1	17%	0	0%	0	0%	0		0		31	69%	14	31%
14	52%	13	48%	2	100%	0	0%	0	0%	0	0%	0		1		55	50%	56	50%
0	0%	1	100%	0	0%	4	100%	0	0%	0	0%	0		0		0	0%	42	100%
0	0%	3	100%	0	0%	2	100%	0	0%	0	0%	0		0		2	11%	17	89%
30	38%	49	62%	23	68%	11	32%	0	0%	0	0%	2		4		114	45%	142	55%
3	23%	10	77%	1	10%	9	90%	0	0%	1	100%	0		2		22	19%	96	81%
21	40%	31	60%	15	52%	14	48%	2	50%	2	50%	2		1		150	48%	164	52%
8	89%	1	11%	2	100%	0	0%	0	0%	0	0%	0		0		34	69%	15	31%
7	41%	10	59%	4	67%	2	33%	0	0%	0	0%	0		0		36	47%	40	53%
1	25%	3	75%	1	100%	0	0%	0	0%	1	100%	0		0		5	33%	10	67%
2	8%	24	92%	2	50%	2	50%	0	0%	0	0%	0		0		20	28%	51	72%
2	100%	0	0%	0	0%	0	0%	0	0%	0	0%	0		0		9	82%	2	18%
2	67%	1	33%	1	100%	0	0%	0	0%	0	0%	0		0		12	80%	3	20%
0	0%	4	100%	6	55%	5	45%	0	0%	0	0%	0		0		12	27%	33	73%
13	62%	8	38%	1	100%	0	0%	1	100%	0	0%	0		1		26	42%	36	58%
5	23%	17	77%	3	27%	8	73%	1	100%	0	0%	2		0		50	53%	44	47%
1	100%	0	0%	0	0%	0	0%	0	0%	0	0%	0		0		1	100%	0	0%
1	100%	0	0%	0	0%	0	0%	0	0%	0	0%	0		0		6	100%	0	0%
0	0%	1	100%	2	50%	2	50%	0	0%	0	0%	1		2		2	11%	17	89%
12	75%	4	25%	1	25%	3	75%	0	0%	0	0%	0		0		23	56%	18	44%
10	45%	12	55%	2	25%	6	75%	0	0%	0	0%	0		1		33	38%	54	62%
0	0%	4	100%	1	33%	2	67%	0	0%	0	0%	0		0		22	46%	26	54%
10	22%	35	78%	4	24%	13	76%	4	67%	2	33%	2		0		49	28%	127	72%
4	44%	5	56%	1	14%	6	86%	0	0%	0	0%	0		0		41	58%	30	42%
6	100%	0	0%	1	100%	0	0%	0	0%	0	0%	0		0		23	74%	8	26%

11. Reporters in major topic areas		Politics and Government				Economy				Science and Health				Social and Legal			
		FEMALE		MALE		FEMALE		MALE		FEMALE		MALE		FEMALE		MALE	
		N	%	N	%	N	%	N	%	N	%	N	%	N	%	N	%
	Croatia	8	53%	7	47%	7	44%	9	56%	11	92%	1	8%	2	40%	3	60%
	Cyprus	14	40%	21	60%	4	25%	12	75%	7	58%	5	42%	4	50%	4	50%
	Czech Republic	34	56%	27	44%	9	47%	10	53%	4	67%	2	33%	4	57%	3	43%
	Denmark	13	33%	26	67%	5	56%	4	44%	3	21%	11	79%	3	21%	11	79%
	Estonia	7	44%	9	56%	18	42%	25	58%	5	36%	9	64%	7	70%	3	30%
	Finland	7	37%	12	63%	11	39%	17	61%	17	49%	18	51%	1	14%	6	86%
	France	23	38%	38	62%	25	54%	21	46%	24	69%	11	31%	13	59%	9	41%
	Georgia	13	39%	20	61%	5	36%	9	64%	3	43%	4	57%	9	50%	9	50%
	Germany	30	35%	55	65%	10	25%	30	75%	5	50%	5	50%	3	60%	2	40%
	Greece	19	29%	47	71%	13	28%	34	72%	10	38%	16	62%	10	43%	13	57%
	Hungary	10	42%	14	58%	4	24%	13	76%	7	39%	11	61%	3	60%	2	40%
	Iceland	1	14%	6	86%	13	42%	18	58%	3	50%	3	50%	2	33%	4	67%
	Ireland, Republic of	2	67%	1	33%	1	100%	0	0%	0	0%	0	0%	2	67%	1	33%
	Italy	17	27%	46	73%	8	50%	8	50%	15	68%	7	32%	12	32%	26	68%
	Kosovo	9	13%	63	88%	3	43%	4	57%	1	20%	4	80%	0	0%	2	100%
	Malta	5	24%	16	76%	11	41%	16	59%	2	50%	2	50%	2	33%	4	67%
	Montenegro	1	25%	3	75%	2	100%	0	0%	2	100%	0	0%	2	100%	0	0%
	Netherlands	0	0%	33	100%	1	20%	4	80%	7	37%	12	63%	2	33%	4	67%
	Norway	4	22%	14	78%	7	35%	13	65%	6	40%	9	60%	2	25%	6	75%
	Poland	11	18%	50	82%	9	50%	9	50%	13	42%	18	58%	6	18%	27	82%
	Portugal	9	47%	10	53%	11	58%	8	42%	7	64%	4	36%	21	78%	6	22%
	Romania	8	32%	17	68%	16	67%	8	33%	9	69%	4	31%	11	79%	3	21%
	Spain	9	25%	27	75%	18	58%	13	42%	12	60%	8	40%	8	47%	9	53%
	Sweden	9	38%	15	63%	17	53%	15	47%	15	54%	13	46%	10	45%	12	55%
	Switzerland	17	40%	26	60%	3	20%	12	80%	5	31%	11	69%	2	33%	4	67%
	Turkey	20	21%	75	79%	2	33%	4	67%	1	9%	10	91%	5	26%	14	74%
	United Kingdom (England, Northern Ireland, Scotland, Wales)	15	15%	85	85%	12	27%	32	73%	12	48%	13	52%	21	46%	25	54%
Latin America	Argentina	13	50%	13	50%	9	36%	16	64%	2	40%	3	60%	3	43%	4	57%
	Bolivia	4	67%	2	33%	0	0%	4	100%	2	40%	3	60%	5	83%	1	17%
	Brazil	19	36%	34	64%	12	43%	16	57%	20	54%	17	46%	23	51%	22	49%
	Chile	1	20%	4	80%	2	50%	2	50%	0	0%	3	100%	2	50%	2	50%
	Costa Rica	3	60%	2	40%	5	63%	3	38%	2	67%	1	33%	1	25%	3	75%
	Ecuador	10	38%	16	62%	7	24%	22	76%	8	50%	8	50%	17	59%	12	41%
	El Salvador	3	38%	5	63%	13	52%	12	48%	1	33%	2	67%	5	83%	1	17%
	Guatemala	10	38%	16	62%	11	50%	11	50%	4	40%	6	60%	3	23%	10	77%
	Mexico	13	68%	6	32%	9	27%	24	73%	2	25%	6	75%	10	67%	5	33%
	Nicaragua	11	85%	2	15%	3	43%	4	57%	4	44%	5	56%	7	88%	1	13%
	Paraguay	5	31%	11	69%	10	45%	12	55%	3	60%	2	40%	4	50%	4	50%
	Peru	3	60%	2	40%	3	27%	8	73%	3	33%	6	67%	4	50%	4	50%
	Uruguay	10	29%	25	71%	1	13%	7	88%	0	0%	1	100%	3	43%	4	57%
Middle East	Egypt	0	0%	0	0%	1	50%	1	50%	0	0%	0	0%	0	0%	0	0%
	Israel	27	28%	70	72%	7	39%	11	61%	11	34%	21	66%	6	18%	28	82%
	Jordan	11	61%	7	39%	1	100%	0	0%	2	50%	2	50%	2	40%	3	60%
	Lebanon	24	48%	26	52%	1	50%	1	50%	0	0%	2	100%	1	25%	3	75%
	Tunisia	1	7%	13	93%	2	22%	7	78%	5	100%	0	0%	4	33%	8	67%
	United Arab Emirates	1	17%	5	83%	1	14%	6	86%	7	50%	7	50%	1	20%	4	80%
North America	Canada	14	33%	28	67%	12	46%	14	54%	15	58%	11	42%	7	39%	11	61%
	United States of America	6	24%	19	76%	3	23%	10	77%	4	22%	14	78%	2	22%	7	78%
Pacific	Australia	6	23%	20	77%	7	29%	17	71%	6	67%	3	33%	11	37%	19	63%
	Fiji	1	100%	0	0%	6	75%	2	25%	2	100%	0	0%	8	80%	2	20%
	New Zealand	14	47%	16	53%	11	65%	6	35%	5	45%	6	55%	7	47%	8	53%
	Papua New Guinea	4	36%	7	64%	0	0%	7	100%	1	17%	5	83%	6	50%	6	50%
	Tonga	0	0%	2	100%	3	75%	1	25%	1	50%	1	50%	5	83%	1	17%

Crime and Violence				Celebrity, Arts and Media, Sports				The Girl-child				Other				TOTAL			
FEMALE		MALE		FEMALE		MALE		FEMALE		MALE		FEMALE		MALE		FEMALE		MALE	
N	%	N	%	N	%	N	%	N	%	N	%	N	%	N	%	N	%	N	%
7	58%	5	42%	0	0%	5	100%	0	0%	0	0%	0		1		35	54%	30	46%
7	33%	14	67%	8	38%	13	62%	0	0%	0	0%	0		0		44	39%	69	61%
9	33%	18	67%	3	38%	5	63%	0	0%	0	0%	2		2		63	49%	65	51%
8	44%	10	56%	5	19%	22	81%	0	0%	0	0%	0		1		37	31%	84	69%
6	38%	10	63%	10	53%	9	47%	0	0%	0	0%	1		0		53	45%	65	55%
6	38%	10	63%	6	38%	10	63%	0	0%	0	0%	1		0		48	40%	73	60%
14	35%	26	65%	12	40%	18	60%	0	0%	0	0%	2		4		111	47%	123	53%
6	32%	13	68%	6	75%	2	25%	0	0%	0	0%	0		1		42	42%	57	58%
1	10%	9	90%	1	6%	16	94%	0	0%	0	0%	0		3		50	30%	117	70%
6	46%	7	54%	11	37%	19	63%	0	0%	0	0%	4		3		69	34%	136	66%
3	33%	6	67%	3	50%	3	50%	0	0%	0	0%	0		0		30	38%	49	62%
4	27%	11	73%	2	18%	9	82%	0	0%	0	0%	0		0		25	33%	51	67%
1	50%	1	50%	0	0%	0	0%	0	0%	1	100%	0		0		6	60%	4	40%
33	43%	44	57%	12	75%	4	25%	0	0%	0	0%	4		1		97	42%	135	58%
1	50%	1	50%	2	67%	1	33%	0	0%	0	0%	0		0		16	18%	75	82%
7	50%	7	50%	6	35%	11	65%	0	0%	0	0%	0		0		33	37%	56	63%
0	0%	1	100%	0	0%	1	100%	0	0%	0	0%	0		0		7	58%	5	42%
3	38%	5	63%	6	38%	10	63%	0	0%	0	0%	0		0		19	22%	68	78%
9	39%	14	61%	0	0%	9	100%	0	0%	0	0%	0		0		28	30%	65	70%
17	31%	38	69%	6	35%	11	65%	0	0%	2	100%	0		6		62	29%	155	71%
16	57%	12	43%	2	13%	13	87%	0	0%	0	0%	0		0		66	55%	53	45%
8	53%	7	47%	18	67%	9	33%	0	0%	0	0%	0		1		70	59%	48	41%
22	40%	33	60%	14	44%	18	56%	2	100%	0	0%	0		0		85	44%	108	56%
20	59%	14	41%	15	58%	11	42%	0	0%	0	0%	0		0		86	52%	80	48%
4	25%	12	75%	10	63%	6	38%	0	0%	0	0%	0		0		41	37%	71	63%
3	6%	48	94%	6	33%	12	67%	0	0%	0	0%	8		25		37	19%	163	82%
21	30%	48	70%	24	48%	26	52%	0	0%	0	0%	7		7		105	31%	229	69%
1	25%	3	75%	1	33%	2	67%	0	0%	1	100%	1		0		29	41%	42	59%
5	71%	2	29%	0	0%	2	100%	0	0%	0	0%	0		0		16	53%	14	47%
9	41%	13	59%	1	100%	0	0%	0	0%	0	0%	0		0		84	45%	102	55%
1	20%	4	80%	0	0%	2	100%	0	0%	0	0%	0		0		6	26%	17	74%
3	14%	18	86%	1	14%	6	86%	0	0%	0	0%	1		1		15	31%	33	69%
11	30%	26	70%	0	0%	7	100%	0	0%	0	0%	0		1		53	37%	91	63%
8	26%	23	74%	0	0%	0	0%	0	0%	0	0%	0		0		30	41%	43	59%
6	19%	26	81%	3	19%	13	81%	0	0%	0	0%	0		1		37	31%	82	69%
2	14%	12	86%	3	43%	4	57%	0	0%	0	0%	0		0		39	41%	57	59%
13	59%	9	41%	0	0%	0	0%	0	0%	0	0%	0		0		38	64%	21	36%
12	33%	24	67%	0	0%	8	100%	0	0%	0	0%	0		1		34	36%	61	64%
9	35%	17	65%	7	41%	10	59%	0	0%	0	0%	1		1		29	38%	47	62%
6	29%	15	71%	5	36%	9	64%	0	0%	0	0%	2		3		25	29%	61	71%
0	0%	0	0%	1	100%	0	0%	0	0%	0	0%	0		0		2	67%	1	33%
6	18%	27	82%	3	30%	7	70%	0	0%	0	0%	3		6		60	27%	164	73%
0	0%	0	0%	2	100%	0	0%	1	100%	0	0%	0		0		19	61%	12	39%
0	0%	0	0%	0	0%	2	100%	0	0%	0	0%	0		0		26	43%	34	57%
2	33%	4	67%	2	20%	8	80%	0	0%	0	0%	0		0		16	29%	40	71%
3	50%	3	50%	1	100%	0	0%	0	0%	0	0%	0		1		14	36%	25	64%
17	37%	29	63%	10	45%	12	55%	0	0%	0	0%	1		0		75	42%	105	58%
9	41%	13	59%	4	44%	5	56%	1	33%	2	67%	0		1		29	29%	70	71%
17	55%	14	45%	3	12%	23	88%	0	0%	1	100%	1		1		50	34%	97	66%
3	75%	1	25%	1	33%	2	67%	0	0%	0	0%	0		0		21	75%	7	25%
5	56%	4	44%	5	25%	15	75%	0	0%	0	0%	0		0		47	46%	55	54%
4	67%	2	33%	3	60%	2	40%	0	0%	0	0%	0		1		18	38%	29	62%
1	33%	2	67%	1	100%	0	0%	0	0%	0	0%	0		0		11	61%	7	39%

12. Topics in stories where women are central to the news		Politics and Government	Economy	Science and Health	Social and Legal	Crime and Violence	Celebrity, Arts and Media, Sports	The Girl-child	Other	TOTAL
REGION	COUNTRY									
Africa	Benin	2	0	0	0	4	0	0	0	6
	Botswana	0	0	2	0	2	1	0	0	5
	Burkina Faso	0	0	0	4	2	0	0	0	6
	Burundi	1	0	1	2	1	0	0	0	5
	Cameroon	1	0	0	1	0	0	0	0	2
	Congo, Dem Rep	3	0	1	2	2	0	0	0	8
	Congo, Rep (Brazzaville)	0	1	3	2	0	3	0	0	9
	Ethiopia	3	0	0	1	0	0	0	0	4
	Ghana	0	0	2	0	0	0	0	0	2
	Guinée Conakry	5	0	0	1	0	0	0	0	6
	Kenya	1	0	1	2	1	0	0	0	5
	Lesotho	0	0	0	0	0	0	0	0	0
	Liberia	0	0	0	0	0	0	0	0	0
	Madagascar	1	1	2	2	5	2	1	0	14
	Mauritania	4	0	0	0	2	0	0	0	6
	Mauritius	2	0	0	1	7	1	0	1	12
	Namibia	1	2	2	4	1	0	0	0	10
	Niger	1	6	0	2	0	0	0	0	9
	Nigeria	3	3	1	3	0	0	1	0	11
	Senegal	4	1	0	8	5	2	1	0	21
	South Africa	1	2	3	1	4	4	0	0	15
	Sudan (south)	1	0	0	0	0	0	0	0	1
	Tanzania	0	0	0	2	0	0	0	0	2
	Togo	0	0	0	0	0	0	0	0	0
	Uganda	0	0	2	3	5	1	0	1	12
	Zambia	0	1	0	0	1	0	0	0	2
	Zimbabwe	1	0	0	0	2	0	0	0	3
Asia	Bangladesh	0	0	0	4	2	1	0	0	7
	China	7	1	0	6	2	6	1	0	23
	India	28	4	3	10	23	3	1	0	72
	Japan	6	0	0	1	7	7	0	1	22
	Kyrgyzstan	2	0	2	1	0	2	0	0	7
	Malaysia	5	1	1	8	9	4	0	0	28
	Nepal	2	2	4	0	6	0	0	0	14
	Pakistan	3	0	0	1	3	2	0	0	9
	Philippines	24	4	3	5	12	25	0	0	73
	South Korea	3	3	1	4	0	3	1	0	15
	Taiwan	7	0	1	5	2	3	1	0	19
	Thailand	0	0	0	0	0	0	0	0	0
	Vietnam	0	0	0	2	1	0	0	0	3
Caribbean	Belize	0	1	2	1	5	1	1	0	11
	Dominican Republic	5	2	4	5	9	1	0	0	26
	Grenada	0	0	0	1	0	0	0	0	1
	Guyana	1	2	1	2	3	2	0	0	11
	Haiti	1	0	0	3	0	0	0	0	4
	Jamaica	0	0	0	3	3	0	1	0	7
	Puerto Rico	1	0	4	2	4	4	1	0	16
	St Lucia	0	1	0	1	1	0	0	0	3
	St. Vincent and The Grenadines	2	1	0	4	2	0	0	0	9
	Suriname	0	0	0	1	1	4	0	1	7
	Trinidad & Tobago	0	0	0	0	0	1	0	0	1
Europe	Austria	0	0	0	3	3	2	0	0	8
	Belarus	2	0	0	1	1	3	0	0	7
	Belgium	6	2	2	9	14	6	1	0	40
	Bosnia & Herzegovina	12	5	3	9	8	5	0	0	42

12. Topics in stories where women are central to the news		Politics and Government	Economy	Science and Health	Social and Legal	Crime and Violence	Celebrity, Arts and Media, Sports	The Girl-child	Other	TOTAL
REGION	COUNTRY									
	Bulgaria	0	3	3	0	4	1	0	0	11
	Croatia	3	0	1	0	8	1	0	1	14
	Cyprus	0	0	1	1	3	3	0	0	8
	Czech Republic	1	0	2	3	5	1	0	1	13
	Denmark	2	0	0	2	0	6	0	0	10
	Estonia	3	1	0	1	0	0	0	0	5
	Finland	5	0	2	3	6	1	0	1	18
	France	3	6	10	10	5	5	0	1	40
	Georgia	3	0	0	0	2	0	0	0	5
	Germany	26	2	4	1	10	2	0	0	45
	Greece	25	2	8	4	4	12	0	3	58
	Hungary	2	1	0	0	8	3	0	2	16
	Iceland	1	6	0	1	3	5	0	0	16
	Ireland, Republic of	0	0	0	0	1	0	0	0	1
	Italy	6	1	1	7	25	5	0	3	48
	Kosovo	2	0	0	0	0	2	0	0	4
	Malta	3	1	0	1	4	0	0	0	9
	Montenegro	0	0	0	0	1	0	0	0	1
	Netherlands	7	0	7	3	0	0	0	0	17
	Norway	0	2	2	1	0	0	0	0	5
	Poland	4	1	3	4	11	4	0	0	27
	Portugal	2	0	1	1	6	0	0	0	10
	Romania	1	1	2	1	2	10	0	0	17
	Spain	2	0	4	8	14	3	0	0	31
	Sweden	0	4	4	2	6	4	0	0	20
	Switzerland	3	2	3	3	1	3	0	0	15
	Turkey	1	0	3	1	18	2	0	0	25
	United Kingdom (England, Northern Ireland, Scotland, Wales)	12	4	2	16	23	6	0	0	63
Latin America	Argentina	7	1	2	5	5	4	1	1	26
	Bolivia	5	1	0	3	1	0	0	0	10
	Brazil	75	25	24	41	26	1	0	0	192
	Chile	4	1	2	1	4	0	1	1	14
	Costa Rica	1	1	3	1	7	1	0	2	16
	Ecuador	1	0	3	6	10	0	0	0	20
	El Salvador	0	1	1	0	3	0	0	0	5
	Guatemala	2	1	1	4	5	3	0	0	16
	Mexico	2	3	1	2	7	12	0	0	27
	Nicaragua	3	3	4	3	16	0	0	0	29
	Paraguay	3	2	0	1	5	0	0	1	12
	Peru	1	2	4	9	13	19	0	2	50
	Uruguay	2	1	0	4	3	2	0	2	14
Middle East	Egypt	3	1	1	2	1	3	0	0	11
	Israel	3	2	2	4	3	3	0	0	17
	Jordan	6	0	1	2	0	0	1	0	10
	Lebanon	1	0	0	0	0	0	0	0	1
	Tunisia	10	1	1	5	0	3	1	0	21
	United Arab Emirates	0	0	0	2	2	0	1	0	5
North America	Canada	3	2	2	0	11	2	0	0	20
	United States of America	12	2	6	3	11	5	4	0	43
Pacific	Australia	9	2	2	8	21	3	1	0	46
	Fiji	0	2	0	4	1	3	0	0	10
	New Zealand	1	0	3	2	6	1	0	0	13
	Papua New Guinea	1	1	1	0	1	4	0	0	8
	Tonga	0	0	0	0	1	0	0	0	1

13. Sex of reporter in stories with female and male news subjects		FEMALE REPORTER NEWS SUBJECT				MALE REPORTER NEWS SUBJECT				
		FEMALE		MALE		FEMALE		MALE		
REGION	COUNTRY	N	%	N	%	N	%	N	%	
Africa	Benin	2	67%	1	33%	3	17%	15	83%	21
	Botswana	2	33%	4	67%	0	0%	6	100%	12
	Burkina Faso	19	40%	28	60%	23	26%	67	74%	137
	Burundi	1	20%	4	80%	10	26%	29	74%	44
	Cameroon	1	10%	9	90%	1	14%	6	86%	17
	Congo, Dem Rep	2	22%	7	78%	2	13%	14	88%	25
	Congo, Rep (Brazzaville)	1	100%	0	0%	0	0%	2	100%	3
	Ethiopia	0	0%	0	0%	0	0%	1	100%	1
	Ghana	3	23%	10	77%	1	20%	4	80%	18
	Guinée Conakry	3	23%	10	77%	5	24%	16	76%	34
	Kenya	3	14%	18	86%	5	19%	22	81%	48
	Lesotho	1	14%	6	86%	2	18%	9	82%	18
	Liberia	0	0%	0	0%	0	0%	0	0%	0
	Madagascar	6	55%	5	45%	2	13%	14	88%	27
	Mauritania	2	33%	4	67%	3	13%	21	88%	30
	Mauritius	2	100%	0	0%	4	44%	5	56%	11
	Namibia	2	33%	4	67%	1	17%	5	83%	12
	Niger	1	100%	0	0%	1	9%	10	91%	12
	Nigeria	2	20%	8	80%	4	9%	39	91%	53
	Senegal	1	25%	3	75%	7	25%	21	75%	32
	South Africa	18	28%	47	72%	23	16%	118	84%	206
	Sudan (south)	0	0%	0	0%	0	0%	7	100%	7
	Tanzania	0	0%	1	100%	0	0%	2	100%	3
	Togo	0	0%	4	100%	0	0%	4	100%	8
	Uganda	4	33%	8	67%	3	12%	22	88%	37
	Zambia	0	0%	0	0%	1	13%	7	88%	8
	Zimbabwe	0	0%	1	100%	0	0%	2	100%	3
Asia	Bangladesh	1	11%	8	89%	6	22%	21	78%	36
	China	81	18%	375	82%	99	16%	527	84%	1 082
	India	22	19%	93	81%	45	20%	181	80%	341
	Japan	6	19%	25	81%	22	30%	52	70%	105
	Kyrgyzstan	11	30%	26	70%	6	18%	27	82%	70
	Malaysia	47	16%	249	84%	29	11%	232	89%	557
	Nepal	4	14%	24	86%	22	18%	97	82%	147
	Pakistan	3	21%	11	79%	1	5%	19	95%	34
	Philippines	33	35%	62	65%	25	24%	81	76%	201
	South Korea	0	0%	4	100%	4	24%	13	76%	21
	Taiwan	84	23%	282	77%	48	18%	216	82%	630
	Thailand	46	23%	157	77%	8	7%	106	93%	317
	Vietnam	18	27%	48	73%	23	28%	60	72%	149
	Caribbean	Belize	5	42%	7	58%	9	56%	7	44%
Dominican Republic		0	0%	5	100%	48	24%	156	76%	209
Grenada		0	0%	7	100%	0	0%	2	100%	9
Guyana		6	38%	10	63%	0	0%	4	100%	20
Haiti		19	26%	54	74%	26	23%	87	77%	186
Jamaica		20	17%	101	83%	9	15%	53	85%	183
Puerto Rico		23	35%	43	65%	7	15%	39	85%	112
St Lucia		0	0%	2	100%	0	0%	2	100%	4
St. Vincent and The Grenadines		1	100%	0	0%	0	0%	4	100%	5
Suriname		0	0%	2	100%	4	33%	8	67%	14
Europe	Trinidad & Tobago	1	6%	15	94%	2	7%	26	93%	44
	Austria	6	12%	45	88%	17	18%	77	82%	145
	Belarus	0	0%	1	100%	0	0%	0	0%	1
	Belgium	35	32%	74	68%	82	27%	223	73%	414
	Bosnia & Herzegovina	12	23%	40	77%	5	15%	28	85%	85

13. Sex of reporter in stories with female and male news subjects		FEMALE REPORTER NEWS SUBJECT				MALE REPORTER NEWS SUBJECT				
		FEMALE		MALE		FEMALE		MALE		
REGION	COUNTRY	N	%	N	%	N	%	N	%	
	Bulgaria	23	53%	20	47%	3	30%	7	70%	53
	Croatia	17	35%	31	65%	13	36%	23	64%	84
	Cyprus	6	12%	44	88%	17	21%	65	79%	132
	Czech Republic	36	16%	190	84%	35	18%	165	83%	426
	Denmark	12	50%	12	50%	15	20%	59	80%	98
	Estonia	12	19%	52	81%	6	11%	51	89%	121
	Finland	9	28%	23	72%	15	28%	39	72%	86
	France	58	37%	100	63%	43	28%	112	72%	313
	Georgia	1	7%	14	93%	2	6%	31	94%	48
	Germany	29	28%	75	72%	58	25%	177	75%	339
	Greece	49	34%	97	66%	77	33%	154	67%	377
	Hungary	15	19%	63	81%	30	20%	121	80%	229
	Iceland	5	23%	17	77%	15	22%	52	78%	89
	Ireland, Republic of	1	50%	1	50%	4	100%	0	0%	6
	Italy	73	19%	305	81%	64	17%	323	83%	765
	Kosovo	1	6%	15	94%	9	17%	44	83%	69
	Malta	5	13%	35	88%	4	10%	38	90%	82
	Montenegro	1	5%	18	95%	1	17%	5	83%	25
	Netherlands	1	17%	5	83%	21	36%	37	64%	64
	Norway	16	27%	43	73%	46	33%	92	67%	197
	Poland	13	25%	38	75%	29	24%	90	76%	170
	Portugal	17	20%	69	80%	12	15%	67	85%	165
	Romania	31	29%	75	71%	18	25%	53	75%	177
	Spain	51	32%	108	68%	45	29%	110	71%	314
	Sweden	21	31%	46	69%	31	30%	74	70%	172
	Switzerland	13	21%	50	79%	14	16%	76	84%	153
	Turkey	11	31%	24	69%	34	17%	161	83%	230
	United Kingdom (England, Northern Ireland, Scotland, Wales)	101	32%	217	68%	142	28%	373	72%	833
Latin America	Argentina	15	36%	27	64%	28	24%	87	76%	157
	Bolivia	15	33%	30	67%	13	32%	28	68%	86
	Brazil	48	33%	97	67%	37	20%	152	80%	334
	Chile	2	29%	5	71%	4	24%	13	76%	24
	Costa Rica	2	20%	8	80%	9	23%	30	77%	49
	Ecuador	10	17%	48	83%	11	23%	37	77%	106
	El Salvador	0	0%	0	0%	1	50%	1	50%	2
	Guatemala	3	6%	46	94%	12	19%	50	81%	111
	Mexico	3	9%	32	91%	14	31%	31	69%	80
	Nicaragua	19	31%	43	69%	42	35%	77	65%	181
	Paraguay	8	22%	28	78%	3	12%	22	88%	61
	Peru	21	32%	45	68%	31	30%	72	70%	169
	Uruguay	26	20%	103	80%	34	16%	181	84%	344
Middle East	Egypt	4	67%	2	33%	2	20%	8	80%	16
	Israel	18	15%	100	85%	41	16%	223	84%	382
	Jordan	2	18%	9	82%	0	0%	1	100%	12
	Lebanon	12	4%	258	96%	18	7%	238	93%	526
	Tunisia	56	25%	164	75%	22	21%	81	79%	323
	United Arab Emirates	0	0%	10	100%	3	15%	17	85%	30
North America	Canada	28	30%	64	70%	41	30%	96	70%	229
	United States of America	11	26%	31	74%	13	25%	40	75%	95
Pacific	Australia	27	27%	72	73%	60	23%	197	77%	356
	Fiji	4	33%	8	67%	3	19%	13	81%	28
	New Zealand	34	24%	106	76%	36	15%	209	85%	385
	Papua New Guinea	4	22%	14	78%	3	25%	9	75%	30
	Tonga	0	0%	3	100%	1	25%	3	75%	7

14. Stories that clearly challenge or reinforce stereotypes		Reinforces stereotypes		Challenges stereotypes		Neither challenges nor reinforces stereotypes		TOTAL	
		N	%	N	%	N	%	N	
Africa	Benin	34	94%	2	6%	0	0%	36	
	Botswana	64	90%	4	6%	3	4%	71	
	Burkina Faso	1	2%	1	2%	54	96%	56	
	Burundi	48	71%	5	7%	15	22%	68	
	Cameroon	40	98%	1	2%	0	0%	41	
	Congo, Dem Rep	31	46%	12	18%	24	36%	67	
	Congo, Rep (Brazzaville)	0	0%	21	88%	3	13%	24	
	Ethiopia	4	5%	1	1%	68	93%	73	
	Ghana	35	97%	0	0%	1	3%	36	
	Guinée Conakry	93	100%	0	0%	0	0%	93	
	Kenya	65	76%	5	6%	15	18%	85	
	Lesotho	20	100%	0	0%	0	0%	20	
	Liberia	0	0%	0	0%	0	0%	0	
	Madagascar	18	27%	3	5%	45	68%	66	
	Mauritania	16	53%	4	13%	10	33%	30	
	Mauritius	35	73%	11	23%	2	4%	48	
	Namibia	37	97%	1	3%	0	0%	38	
	Niger	20	43%	3	6%	24	51%	47	
	Nigeria	101	96%	4	4%	0	0%	105	
	Senegal	91	91%	3	3%	6	6%	100	
	South Africa	99	59%	7	4%	63	37%	169	
	Sudan (south)	29	97%	1	3%	0	0%	30	
	Tanzania	76	96%	1	1%	2	3%	79	
	Togo	5	38%	0	0%	8	62%	13	
	Uganda	31	78%	6	15%	3	8%	40	
	Zambia	36	60%	0	0%	24	40%	60	
	Zimbabwe	97	97%	1	1%	2	2%	100	
	Asia	Bangladesh	49	16%	3	1%	247	83%	299
		China	13	3%	6	1%	434	96%	453
		India	261	63%	37	9%	117	28%	415
		Japan	108	96%	1	1%	4	4%	113
		Kyrgyzstan	125	97%	1	1%	3	2%	129
Malaysia		164	60%	8	3%	103	37%	275	
Nepal		3	2%	1	1%	183	98%	187	
Pakistan		73	90%	4	5%	4	5%	81	
Philippines		415	76%	101	18%	33	6%	549	
South Korea		72	46%	28	18%	58	37%	158	
Taiwan		6	2%	4	1%	340	97%	350	
Thailand		434	100%	0	0%	0	0%	434	
Vietnam		0	0%	0	0%	131	100%	131	
Caribbean		Belize	30	71%	2	5%	10	24%	42
	Dominican Republic	80	56%	9	6%	55	38%	144	
	Grenada	2	5%	0	0%	37	95%	39	
	Guyana	38	79%	0	0%	10	21%	48	
	Haiti	6	9%	3	4%	60	87%	69	
	Jamaica	39	24%	14	9%	107	67%	160	
	Puerto Rico	83	59%	5	4%	53	38%	141	
	St Lucia	3	38%	0	0%	5	63%	8	
	St. Vincent and The Grenadines	21	84%	4	16%	0	0%	25	
	Suriname	47	92%	2	4%	2	4%	51	
Trinidad & Tobago	84	99%	0	0%	1	1%	85		
Europe	Austria	102	73%	7	5%	31	22%	140	
	Belarus	120	96%	1	1%	4	3%	125	
	Belgium	167	53%	16	5%	133	42%	316	
	Bosnia & Herzegovina	129	94%	5	4%	3	2%	137	

14. Stories that clearly challenge or reinforce stereotypes		Reinforces stereotypes		Challenges stereotypes		Neither challenges nor reinforces stereotypes		TOTAL
REGION	COUNTRY	N	%	N	%	N	%	N
	Bulgaria	45	69%	16	25%	4	6%	65
	Croatia	49	49%	7	7%	45	45%	101
	Cyprus	73	46%	2	1%	82	52%	157
	Czech Republic	60	39%	4	3%	90	58%	154
	Denmark	11	7%	4	3%	137	90%	152
	Estonia	346	100%	0	0%	1	0%	347
	Finland	158	99%	1	1%	0	0%	159
	France	268	70%	17	4%	98	26%	383
	Georgia	204	86%	4	2%	28	12%	236
	Germany	28	9%	4	1%	273	90%	305
	Greece	205	69%	17	6%	77	26%	299
	Hungary	18	11%	5	3%	138	86%	161
	Iceland	53	39%	17	13%	65	48%	135
	Ireland, Republic of	1	13%	1	13%	6	75%	8
	Italy	45	14%	18	6%	248	80%	311
	Kosovo	162	100%	0	0%	0	0%	162
	Malta	156	78%	4	2%	40	20%	200
	Montenegro	18	82%	0	0%	4	18%	22
	Netherlands	106	82%	2	2%	21	16%	129
	Norway	26	28%	4	4%	62	67%	92
	Poland	156	49%	16	5%	146	46%	318
	Portugal	2	1%	5	4%	130	95%	137
	Romania	105	63%	8	5%	53	32%	166
	Spain	261	84%	27	9%	22	7%	310
	Sweden	113	63%	13	7%	53	30%	179
	Switzerland	103	69%	9	6%	38	25%	150
	Turkey	114	58%	10	5%	72	37%	196
	United Kingdom (England, Northern Ireland, Scotland, Wales)	124	29%	9	2%	299	69%	432
Latin America	Argentina	107	64%	10	6%	49	30%	166
	Bolivia	59	74%	10	13%	11	14%	80
	Brazil	24	9%	54	20%	196	72%	274
	Chile	14	23%	11	18%	37	60%	62
	Costa Rica	57	38%	11	7%	84	55%	152
	Ecuador	21	9%	3	1%	204	89%	228
	El Salvador	53	54%	9	9%	36	37%	98
	Guatemala	108	65%	7	4%	51	31%	166
	Mexico	139	66%	23	11%	50	24%	212
	Nicaragua	94	86%	9	8%	6	6%	109
	Paraguay	84	66%	7	6%	36	28%	127
	Peru	69	49%	23	16%	49	35%	141
	Uruguay	214	97%	6	3%	0	0%	220
Middle East	Egypt	12	46%	10	38%	4	15%	26
	Israel	264	89%	9	3%	25	8%	298
	Jordan	23	44%	27	52%	2	4%	52
	Lebanon	184	100%	0	0%	0	0%	184
	Tunisia	157	62%	8	3%	89	35%	254
	United Arab Emirates	80	98%	0	0%	2	2%	82
North America	Canada	209	75%	12	4%	56	20%	277
	United States of America	86	52%	21	13%	58	35%	165
Pacific	Australia	6	2%	3	1%	254	97%	263
	Fiji	60	75%	8	10%	12	15%	80
	New Zealand	14	8%	5	3%	161	89%	180
	Papua New Guinea	19	24%	8	10%	52	66%	79
	Tonga	64	100%	0	0%	0	0%	64

15. Stories that highlight gender equality or inequality		Does not highlight issues concerning inequality		Clearly highlights issues concerning inequality		Do not know, cannot decide		TOTAL
		N	%	N	%	N	%	N
Africa	Benin	34	94%	2	6%	0	0%	36
	Botswana	61	85%	8	11%	3	4%	72
	Burkina Faso	54	95%	0	0%	3	5%	57
	Burundi	65	90%	6	8%	1	1%	72
	Cameroon	40	98%	1	2%	0	0%	41
	Congo, Dem Rep	50	69%	7	10%	15	21%	72
	Congo, Rep (Brazzaville)	3	10%	17	55%	11	35%	31
	Ethiopia	71	97%	1	1%	1	1%	73
	Ghana	35	95%	0	0%	2	5%	37
	Guinée Conakry	91	98%	0	0%	2	2%	93
	Kenya	80	93%	5	6%	1	1%	86
	Lesotho	20	100%	0	0%	0	0%	20
	Liberia	0	0%	0	0%	0	0%	0
	Madagascar	63	94%	1	1%	3	4%	67
	Mauritania	27	84%	5	16%	0	0%	32
	Mauritius	33	67%	15	31%	1	2%	49
	Namibia	34	83%	4	10%	3	7%	41
	Niger	52	93%	2	4%	2	4%	56
	Nigeria	100	95%	3	3%	2	2%	105
	Senegal	97	94%	5	5%	1	1%	103
	South Africa	162	91%	7	4%	9	5%	178
	Sudan (south)	29	94%	1	3%	1	3%	31
	Tanzania	76	96%	1	1%	2	3%	79
	Togo	10	77%	2	15%	1	8%	13
	Uganda	49	89%	5	9%	1	2%	55
	Zambia	58	71%	2	2%	22	27%	82
	Zimbabwe	99	99%	1	1%	0	0%	100
Asia	Bangladesh	295	97%	3	1%	6	2%	304
	China	454	100%	0	0%	1	0%	455
	India	374	87%	25	6%	29	7%	428
	Japan	112	99%	1	1%	0	0%	113
	Kyrgyzstan	128	98%	2	2%	0	0%	130
	Malaysia	258	92%	12	4%	10	4%	280
	Nepal	185	98%	4	2%	0	0%	189
	Pakistan	78	95%	3	4%	1	1%	82
	Philippines	491	86%	46	8%	33	6%	570
	South Korea	125	77%	6	4%	32	20%	163
	Taiwan	348	99%	1	0%	3	1%	352
	Thailand	434	98%	0	0%	8	2%	442
	Vietnam	130	98%	1	1%	1	1%	132
Caribbean	Belize	41	93%	1	2%	2	5%	44
	Dominican Republic	109	73%	31	21%	10	7%	150
	Grenada	39	100%	0	0%	0	0%	39
	Guyana	39	81%	9	19%	0	0%	48
	Haiti	69	86%	5	6%	6	8%	80
	Jamaica	157	95%	2	1%	6	4%	165
	Puerto Rico	115	81%	10	7%	17	12%	142
	St Lucia	5	50%	1	10%	4	40%	10
	St. Vincent and The Grenadines	24	96%	1	4%	0	0%	25
	Suriname	48	94%	1	2%	2	4%	51
Trinidad & Tobago	83	97%	3	3%	0	0%	86	
Europe	Austria	138	97%	3	2%	2	1%	143
	Belarus	125	100%	0	0%	0	0%	125
	Belgium	303	94%	15	5%	5	2%	323
	Bosnia & Herzegovina	134	96%	4	3%	1	1%	139

15. Stories that highlight gender equality or inequality		Does not highlight issues concerning inequality		Clearly highlights issues concerning inequality		Do not know, cannot decide		TOTAL
		N	%	N	%	N	%	N
	Bulgaria	49	75%	15	23%	1	2%	65
	Croatia	96	94%	3	3%	3	3%	102
	Cyprus	157	99%	1	1%	0	0%	158
	Czech Republic	151	93%	1	1%	10	6%	162
	Denmark	154	100%	0	0%	0	0%	154
	Estonia	347	100%	0	0%	1	0%	348
	Finland	153	96%	6	4%	0	0%	159
	France	349	87%	27	7%	25	6%	401
	Georgia	231	96%	3	1%	7	3%	241
	Germany	302	90%	1	0%	33	10%	336
	Greece	288	94%	11	4%	9	3%	308
	Hungary	156	96%	5	3%	2	1%	163
	Iceland	131	96%	4	3%	1	1%	136
	Ireland, Republic of	7	64%	0	0%	4	36%	11
	Italy	300	96%	11	4%	1	0%	312
	Kosovo	162	100%	0	0%	0	0%	162
	Malta	198	99%	1	1%	1	1%	200
	Montenegro	24	96%	0	0%	1	4%	25
	Netherlands	130	95%	0	0%	7	5%	137
	Norway	89	88%	5	5%	7	7%	101
	Poland	279	82%	7	2%	55	16%	341
	Portugal	131	95%	6	4%	1	1%	138
	Romania	160	96%	6	4%	0	0%	166
	Spain	258	82%	40	13%	17	5%	315
	Sweden	175	95%	5	3%	5	3%	185
	Switzerland	141	94%	6	4%	3	2%	150
	Turkey	199	91%	10	5%	9	4%	218
	United Kingdom (England, Northern Ireland, Scotland, Wales)	417	94%	18	4%	8	2%	443
Latin America	Argentina	125	74%	15	9%	28	17%	168
	Bolivia	24	22%	42	39%	42	39%	108
	Brazil	230	76%	29	10%	43	14%	302
	Chile	43	68%	2	3%	18	29%	63
	Costa Rica	122	79%	27	18%	5	3%	154
	Ecuador	223	98%	2	1%	3	1%	228
	El Salvador	96	98%	2	2%	0	0%	98
	Guatemala	141	82%	6	4%	24	14%	171
	Mexico	132	62%	46	22%	34	16%	212
	Nicaragua	101	87%	7	6%	8	7%	116
	Paraguay	115	76%	4	3%	33	22%	152
	Peru	119	77%	12	8%	23	15%	154
	Uruguay	216	97%	5	2%	2	1%	223
Middle East	Egypt	19	73%	7	27%	0	0%	26
	Israel	298	98%	2	1%	5	2%	305
	Jordan	44	77%	10	18%	3	5%	57
	Lebanon	183	99%	1	1%	1	1%	185
	Tunisia	218	82%	10	4%	39	15%	267
	United Arab Emirates	82	100%	0	0%	0	0%	82
North America	Canada	262	94%	10	4%	7	3%	279
	United States of America	135	78%	20	12%	18	10%	173
Pacific	Australia	260	97%	3	1%	6	2%	269
	Fiji	75	93%	3	4%	3	4%	81
	New Zealand	173	93%	3	2%	11	6%	187
	Papua New Guinea	62	77%	4	5%	15	19%	81
	Tonga	63	97%	1	2%	1	2%	65

Annex 4. Participating Countries, Regional and National Coordinators

AFRICA

Regional Coordinators

African Woman and Child Feature Service (AWC), Rosemary Okello-Orlale, Kenya

Réseau Inter- Africain pour les Femmes, Médias Genre et Développement (FAMEDEV), Amie Joof Cole, Senegal

Gender and Media Southern Africa (GEMSA), Glenda Muzenda and Lowani Mtonga, South Africa

National Coordinators

Benin: Tchiboza K. Makeba

Botswana: Gender and Media Southern Africa (GEMSA), Pelonomi Letshwiti-Macheng

Burkina Faso: Réseau Inter- Africain pour les Femmes, Médias, Genre et Développement (FAMEDEV) Habi Ouattara

Burundi: Association des Femmes Journalistes du Burundi (AFJO), Dorothée Bigirimana

Cameroun: Nkong Hill Top Common Initiative Group (NCIG), Gospel Nti Mabotiji / Cameroon Radio Television (CRTV) / Etoa Epse Nkono and Barbara Béatrice

Congo, Rep (Brazzaville): Brigitte Makombo / Edouard Adzotsa

Congo, Dem Rep: Si Jeunesse Savait / Gender and Media Southern Africa (GEMSA), Françoise Mukuku / Anna Mayimona Ngemba

Ethiopia Women's Media Association, Abebech Wolde

Ghana: Ghana Broadcasting Corporation, Charity Binka

Guinée Conakry: Kadiatou Thiernor Diallo

Kenya: African Woman and Child Feature Service (AWC), Rosemary Okello-Orlale

Lesotho: Gender and Media Southern Africa (GEMSA), Sophia Tlali

Madagascar: Gender and Media Southern Africa (GEMSA), Flavienne Ramarosaona / Lalfine Papisy Tracoulat

Mauritania: Amadou Guisset

Mauritius: Gender and Media Southern Africa (GEMSA), Saskia Naidoo-Virahsawmy

Namibia: Gender and Media Southern Africa (GEMSA), Sarry Xoagus-Eises

Niger: Point focal genre du Réseau Inter-Africain pour les Femmes, Médias, Genre et Développement (FAMEDEV), Hamadou Yvette Dovi

Nigeria: Society and Media Initiative, Nkem Fab-Ukozor

Senegal: Réseau Inter- Africain pour les Femmes, Médias, Genre et Développement (FAMEDEV), Amie Joof-Cole

South Africa: Gender and Media Southern African (GEMSA) Network, Glenda Muzenda and Lowani Mtonga

Sudan: Association of Media Women in Southern Sudan, Apollonia Mathia

Tanzania: Gender and Media Southern Africa (GEMSA), Wilbert Kitima / Gladness Munuo Hamedi

Togo: Francis Pedro Amuzun

Uganda: Uganda Media Women's Association (UMWA), Margaret Sentamu

Zambia: Gender and Media Southern Africa (GEMSA), Pepertual Sichikwenkwe

Zimbabwe: Media Monitoring Project, Nhlanhla Ngwenya

ASIA

Regional Coordinators

University of Dhaka, Bangladesh, Dr. Gitiara Nasreen

Communication Foundation for Asia, The Philippines, Teresita Hermano

National Coordinators

Bangladesh: University of Dhaka, Bangladesh, Dr. Gitiara Nasreen

China: Media Monitor for Women Network, Zhang Qi

India: Network of Women in Media, India (NWMI), Ammu Joseph

Japan: Forum for Children's Television and Media (FCT), Toshiko Miyazaki

Kyrgyzstan: Rural Women's Public Association (Alga), Olga Djanaeva

Malaysia: Universiti Sains Malaysia, Dr Wang Lay Kim

Nepal: Asmita Women's Publishing House, Media and Resource Organisation, Manju Thapa

Pakistan: Uks Research Centre, Tasneem Ahmar

The Philippines: Communication Foundation for Asia, Teresita Hermano / Miriam College, Lynda Garcia

South Korea: Olive Tree Production, Rev. Soonnim Lee

Taiwan: National Chengchi University, Nien-hsuan Leticia Fang

Thailand: Burapha University, Ratchanee Vongsumitr

Vietnam: Research Centre for Gender, Family and Environment in Development, Pham Kim Ngoc

CARIBBEAN

Regional Coordinators

Women's Media Watch, Jamaica, Hilary Nicholson

Caribbean Institute of Media and Communication (CARIMAC), Jamaica, Dr. Corinne Barnes

Universidad de Puerto Rico, Puerto Rico, Dr. Maximiliano Dueñas-Guzmán

National Coordinators

Belize: Women's Issues Network of Belize, Florence Goldson

Dominican Republic: Espacio Insular, Seferina de la Cruz

Grenada: Grenada National Organisation of Women (GNOW), Elaine Henry-McQueen

Guyana: Artists in Direct Support, Desiree Edgehill

Haiti: Rezo Fanm Radyo Kominote Ayisyen (REFRAKA), Marie Guyrleine Justin

Jamaica: Women's Media Watch - Jamaica / Caribbean Institute of Media and Communication (CARIMAC), Hilary Nicholson / Dr. Corinne Barnes

Puerto Rico: Universidad de Puerto Rico Lourdes, Lourdes Lugo-Ortiz

St. Lucia: Caribbean Association for Feminist Research and Action (CAFRA), Flavia Cherry

St Vincent and The Grenadines: SVG Human Rights & Women in Support of Equity, Sheron Garraway

Suriname: Caribbean Association for Feminist Research and Action (CAFRA) Sandra Clenem

Trinidad & Tobago: Network of NGOS of Trinidad and Tobago for the Advancement of Women, Hazel Brown/ Stephanie Leitch

EUROPE

Regional Coordinators

Be Aware, Be Emancipated (B.a.B.e.), Croatia, Sanja Sarnavka

University of Liverpool, United Kingdom, Dr. Karen Ross

National Coordinators

Austria: Salzburg University Dept. of Communication Studies, Dr. Susanne Kassel

Belarus: Center for Gender Studies of the European Humanities University, Irina Solomatina

Belgium: University of Ghent, Sofie Van Bauwel / University of Louvain, Laurence Mundschau

Bosnia & Herzegovina: United Women (Udružene žene) Banja Luka Ms Natalija Petric / Aleksandra Petric

Bulgaria: People & Borders Foundation, Iliana Stoicheva

Croatia: Open Society - ProEquality Centre, Tereza Wennerholm Caslavka

Cyprus: Mediterranean Institute of Gender Studies (MIGS), Susana Pavlou

Czech Republic: Open Society - ProEquality Centre Tereza, Wennerholm Caslavka

Denmark: Kontrabande, Birgitte Raben

Estonia: Ruta Pels

Finland: Swedish School of Social Science, Jaana Hagelberg

France: Université de Toulouse II, Marlène Coulomb-Gully

Georgia: Journalists Association Gender Media Caucasus, Galina Petriashvili

Germany: League of Women Journalists, Birgitta Schulte

Greece: Department of Journalism & Mass Communication, Aristotle University of Thessaloniki, Dr. Dimitra Dimitrakopoulou

Hungary: Hungarian Women's Lobby, Reka Safrany

Iceland: University of Iceland, Valgerður Jóhannsdóttir

Ireland, Republic of: Women's News, Annette Carter

Italy: Osservatorio di Pavia, Monia Azzalini / University of Padova, Dr. Claudia Padovani

Kosovo: Vjollca Krasniqi

Malta: University of Malta, Brenda Murphy

Montenegro: Anima Kotor NGO, Aleksandra Kovacevic

Netherlands: Radio Netherlands Training Centre Europa, Bernadette van Dijck

Norway: University of Oslo, Elisabeth Eide

Poland: University of Lodz, Dr. Elzbieta Oleksy

Portugal: Instituto de Estudos Jornalisticos, Maria Joao Silveirinha

Romania: University of Bucarest, Dr. Daniela Frumusani

Spain: Association of Catalan Women Journalists, Elvira Altes

Sweden: Media watch group Allt är Möjligt, Maria Jacobson

Switzerland: Bureau de l'égalité entre les femmes et les hommes, Sylvie Durrer

Turkey: Anadolu University, Dr. Nezhir Orhon

United Kingdom: Dr. Karen Ross, University of Liverpool, (England); Dr. Cynthia Carter, Cardiff University (Wales); Jen Birks, University of Stirling (Scotland); and Kellie Turtle, Queen's University, Belfast (Northern Ireland)

LATIN AMERICA

Regional Coordinator

Grupo de Apoyo al Movimiento de Mujeres del Azuay (GAMMA), Nidya Pesantez-Calle and Sandra López Astudillo, Ecuador

National Coordinators

Argentina: Instituto Movilizador de Fondos Cooperativos, Claudia Florentín/ Marcela Gabioud

Bolivia: Centro de la Mujer Gregoria Apaza, Cecilia Enriquez

Brazil: Universidade Metodista de São Paulo, Sandra Duarte Souza / Rede Mulher de Educação e Associação Mulheres pela Paz, Vera Vieira

Chile: ISIS Internacional, Ana María Portugal

Costa Rica: Universidad Bíblica Latinoamericana, Nidia Fonseca / Vilma Peña

Ecuador: Grupo de Apoyo al Movimiento de Mujeres del Azuay (GAMMA), Nidya Pesantez-Calle and Sandra López Astudillo

El Salvador: Instituto de Derechos Humanos de la Universidad Centroamericana 'José Simeón Cañas', Carlos León Ramos

Guatemala: Centro Evangélico de Estudios Pastorales en América Central (CEDEPCA) Ana Silvia Monzón / Elisabeth Carrera Paz / Maya Cu

Mexico: Comunicación e Información de la Mujer (CIMAC), Miriam González

Nicaragua: Centro Inter-Eclesial de Estudio Teológicos y Sociales (CIEETS), Blanca Cortés Robles

Paraguay: Coordinación de Mujeres del Paraguay, Alicia Stumpfs / Radio Viva, Mirian Candia

Peru: Asociación de Comunicadores Sociales Calandria, Lizett Graham

Uruguay: Cotidiano Mujer, Francesca Casariego

MIDDLE EAST

Regional Coordinators

Appropriate Communication Techniques for Development (ACT), Egypt, Dr. Azza Kamel

Coptic Evangelical Organisation for Social Services (CEOSS), Egypt, Amany Latif Ebied

National Coordinators

Egypt: Appropriate Communication Techniques for Development (ACT), Dr. Azza Kamel / Coptic Evangelical Organisation for Social Services (CEOSS), Amany Latif Ebied

Israel: Sapir College, Dr. Einat Lachover

Jordan: Arab Women's Organisation, Layla Hamarneh

Lebanon: Maharat Foundation, Roula Mikhael

Tunisia: Centre for Arab Women Training and Research (CAWTAR), Atidel Mejbri

United Arab Emirates: Zayed University, Dr. Catherine Strong / Dr. Badran Badran

PACIFIC

Regional Coordinator

FemLink Pacific: Media Initiatives for Women, Fiji, Sharon Bhagwan-Rolls

National Coordinators

Australia: Queensland University of Technology Dr. Angela Romano

Fiji: FemLink Pacific: Media Initiatives for Women / Fiji Media Watch Group, Sharon Bhagwan-Rolls / Violet Savu

New Zealand: School of Political Science and International Relations Victoria University of Wellington / Massey University, Dr. Kate McMillan / Dr. Margie Comrie

Papua New Guinea: Communication Arts Department at Divine Word University, Joys Eggs

Tonga: Ma'afafine mo e Famili, Betty Blake / Kalolaine Fifita

NORTH AMERICA

Canada: Simon Fraser University, Dr. Kathleen Cross

United States of America: United Methodist Church - General Board of Global Ministries, Dr. Glory Dharmaraj

Annex 5. Virtual working group members

Tasneem Ahmar, Uks – A Research Centre, Resource and Publication Centre on Women and Media, Pakistan

Dr. Corrine Barnes, Caribbean Institute of Media and Communication, Jamaica

Sharon Bhagwan-Rolls, FemLINKPACIFIC Media Initiatives for Women, Fiji

Dr. Glory Dharmaraj, General Board of Global Ministries, United Methodist Church, USA

Dr. Shari Graydon, Media Action, Canada

Dr. Maximiliano Duenas Guzman, University of Puerto Rico

Amie Joof-Cole, Inter-African Network for Women, Media, Gender and Development (FAMEDEV), Senegal

Dr. Azza Kamel, Appropriate Communication Technologies for Development (ACT), Egypt

Colleen Lowe Morna, Gender Links, South Africa

Dr. Sarah Macharia, World Association for Christian Communication, Canada

Dr. Kate McMillan, School of Political Science and International Relations Victoria, University of Wellington, New Zealand

Francoise Mukuku, Radio OKAPI, Democratic Republic of Congo

Dr. Gitiara Nasreen, Department of Mass Communication and Journalism, University of Dhaka, Bangladesh

Hilary Nicholson, Women's Media Watch (WMW), Jamaica


Rosemary Okello-Orlale, African Woman and Child Feature Service (AWC), Kenya

Nidya Pesantez-Calle, Grupo de Apoyo al Movimiento de Mujeres del Azuay (GAMMA), Ecuador

Nebojsa Radics, Lebanon

Violet Savu, Fiji Media Watch, Fiji

Judith Smith-Vialva, Southern African Media and Gender Institute (SAMGI), South Africa



GMMP Monitoring, Mauritius



Annex 6. Special Commentaries: Contributors' Biographies

Amie Joof

is a journalist, activist, and the Executive Director of The Inter-African Network for Women, Media, Gender and Development (FAMEDEV). She spearheaded the establishment of women and adult education radio programming, radio listening groups, women's community radio stations and the training and use of traditional media namely theatre and musical groups for development programming at Radio Gambia now part of Gambia Radio and Television Services (GRTS). She is a member of an expert group of the Communication for Education and Development (COMED) of the Association for the Development of Education in Africa (ADEA) that developed a hands-on toolkit on covering education for journalists and communicators in Africa. Amie is a member of the Gambia Press Union (GPU) and has served as a gender and media resource person for the International Federation of Journalists, (IFJ) Africa Office, the Eastern Africa Journalists Association (EAJA) and the Southern Africa Journalists Association (SAJA). She currently coordinates 'An Alternative Voice for Gambians', an online radio in support of socio economic development, freedom of expression and human rights in The Gambia.

Nidya Pesántez

is an Information Sciences graduate from the University of Cuenca in Ecuador. She also holds a diploma in Gender-Sensitive Budget-Making for the Eradication of Poverty in Latin America and the Caribbean from FLACSO, the Latin American Faculty of Social Sciences. In addition, she earned a graduate degree in Anthropology and Social Conflict from the Bolivarian University of Santiago and the Fundación Unida in Argentina. She presently works as the coordinator of the Grupo de Apoyo al Movimiento de Mujeres del Azuay - Support Group for the Azuay Women's Movement (GAMMA) in Cuenca, Ecuador. Prior to this she was the Technical Director of Ecuador's National Council of Women. Pesántez is an expert in gender and communication for development.

Mindy Ran

is an Amsterdam-based journalist and audio/video documentary and feature maker. She has regularly contributed features and documentaries on a variety of issues for Radio Netherlands Worldwide and is currently producing and presenting a weekly programme. She is also managing editor of *Intervention*, a journal on psychosocial interventions for survivors of war, trauma, torture and natural disasters. Her other freelance credits include (among others): stringer/fixer and production assistant for Rapido TV (UK - Channel 4), CHX Productions and Prospect Pictures (UK); the British Broadcasting Corporation (BBC - Radio 1, 4, 5, (UK) Scotland and World Service), Canadian Broadcasting Corporation and National Public Radio (U.S.). Ms. Ran is a member of the Dutch Journalist's Association (the NVJ) and the British Journalists' Union (the NUJ). She served for 9 years on the National Executive Council of the NUJ representing Continental Europe and is currently the chair of the Equality Council (3rd term). She also represents the NUJ within a wider, international basis through the International Federation of Journalists (Gender Council, chair, 2nd term), and as a member of Amnesty Trade Union Network; specializing in equality, human rights, anti-globalization and press freedom issues.



GMMP Monitoring, Lebanon

World Association for Christian Communication

308 Main Street
Toronto, ON M4C 4X7
Canada

Telephone +1 416-691-1999
Fax +1 416-691-1997
INFO@waccglobal.org

www.waccglobal.org

www.whomakesthenews.org

WACC is a UK Registered Charity (number 296073) and a Company registered in England and Wales (number 2082273) with its Registered Office at 71 Lambeth Walk, London SE11 6DX Tel: +44(0)-207-735-2877. It is an incorporated Charitable Organisation in Canada (number 83970 9524 RR0001) with its head office in Toronto, Canada.